

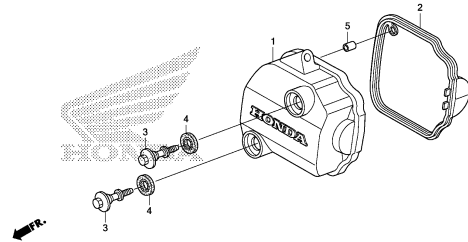
ENGINE GROUP

C11

E-1

CYLINDER HEAD COVER

E 1

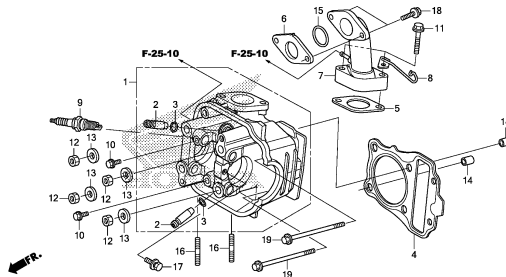


K57BE0100

E-2

CYLINDER HEAD

E 2

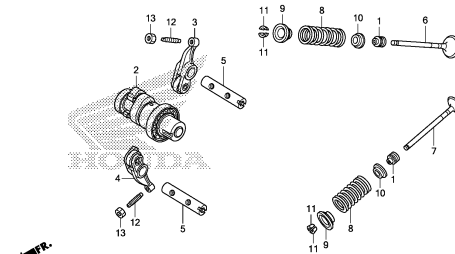


K57BE0200

E-3

CAMSHAFT/VALVE

E 3

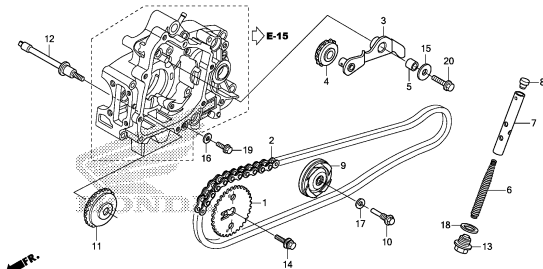


K57BE0300

E-4

CAM CHAIN/TENSIONER

E 4

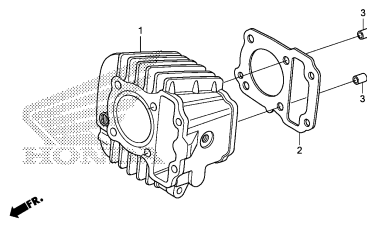


K57BE0400

E-5

CYLINDER

E 5

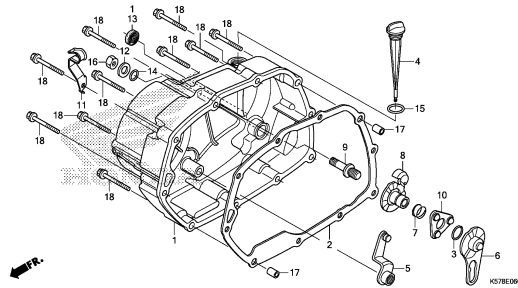


K57BE0500

E-6

RIGHT CRANKCASE COVER

E 6

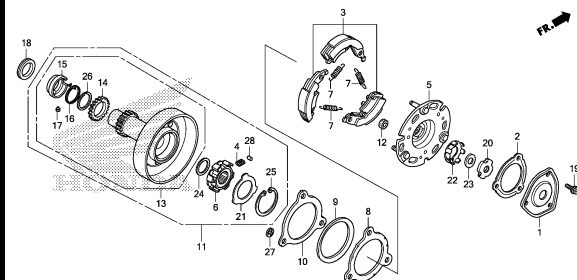


K57BE0600

E-7

ONE WAY CLUTCH

E 7

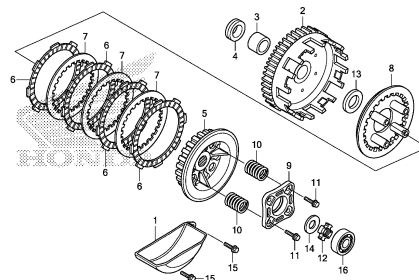


K57BE0700

E-8

CLUTCH

E 9

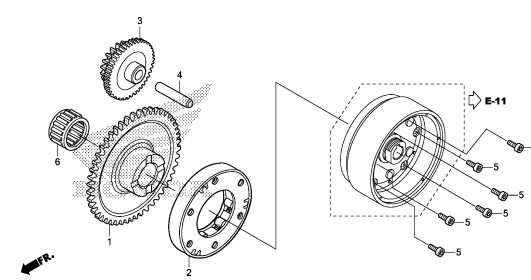


K57BE0800

E-9

STARTING CLUTCH

E10



K57BE0900

2

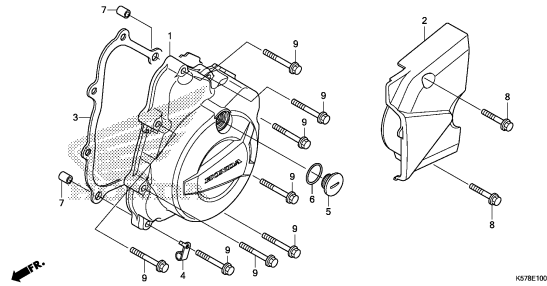
ENGINE GROUP

C12

E-10

LEFT CRANKCASE COVER

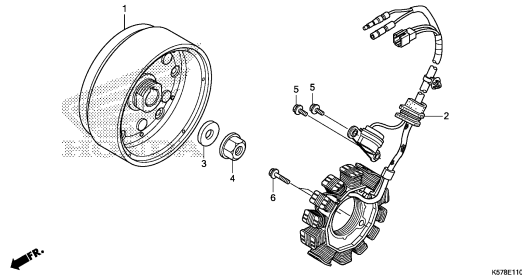
E11



E-11

GENERATOR

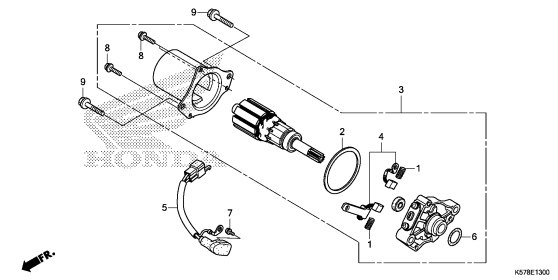
E12



E-13

STARTER MOTOR

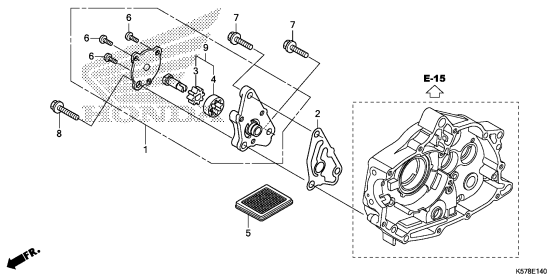
E13



E-14

OIL PUMP

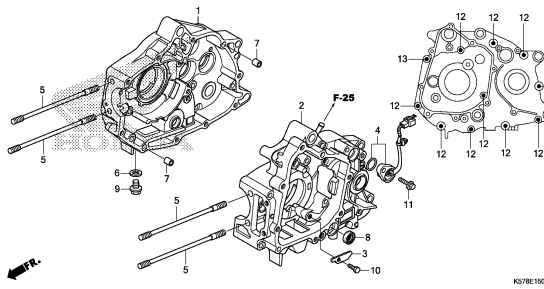
E14



E-15

CRANKCASE

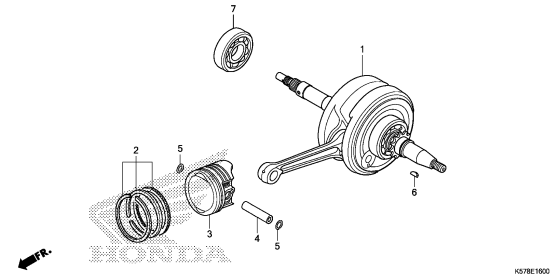
E15



E-16

CRANKSHAFT/PISTON

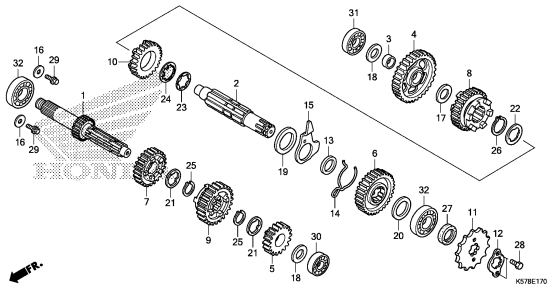
E16



E-17

TRANSMISSION

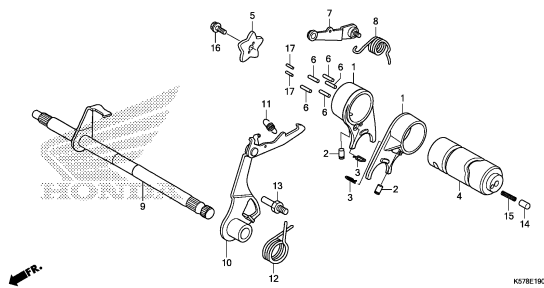
F 1



E-19

GEARSHIFT DRUM

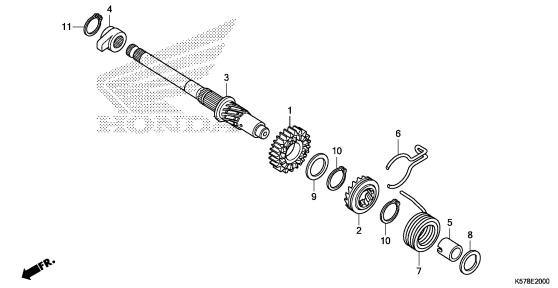
F 3



E-20

KICK STARTER SPINDLE

F 4



2

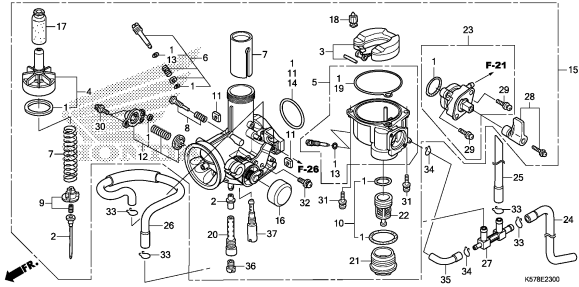
ENGINE GROUP

C13

E-23

F 5

CARBURETOR



2

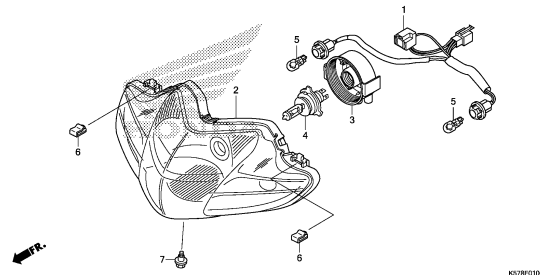
FRAME GROUP

C14

F-1

HEADLIGHT

G 1

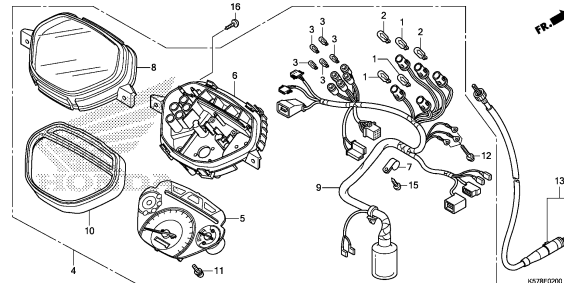


K578F0100

F-2

METER

G 2

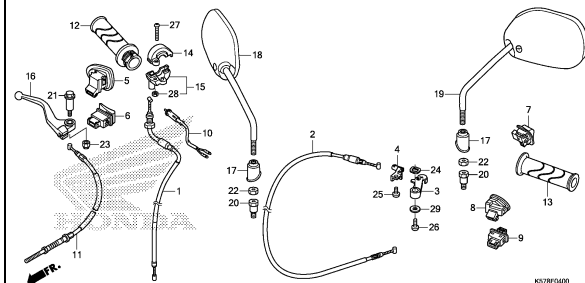


K578F0200

F-4

HANDLE GRIP/SWITCH/CABLE/MIRROR

G 4

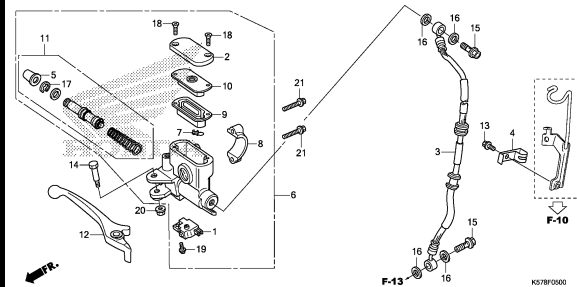


K578F0400

F-5

FRONT BRAKE MASTER CYLINDER

G 6

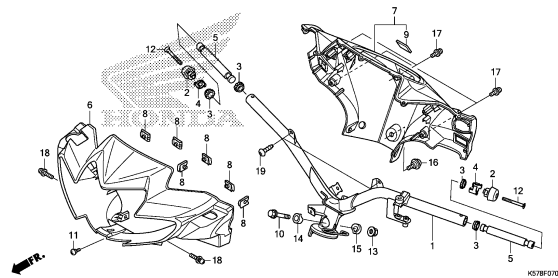


K578F0500

F-7

HANDLE PIPE/HANDLE COVER

G 7

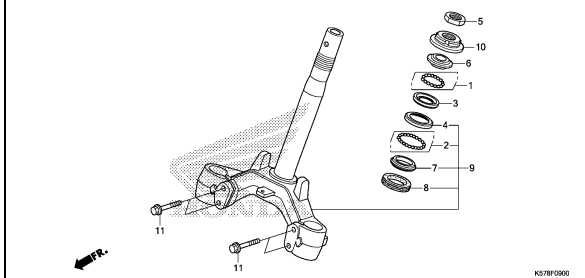


K578F0700

F-9

STEERING STEM

G 9

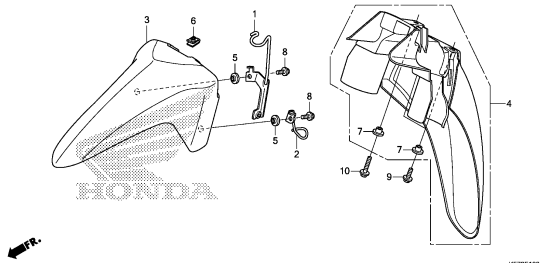


K578F0900

F-10

FRONT FENDER

G10

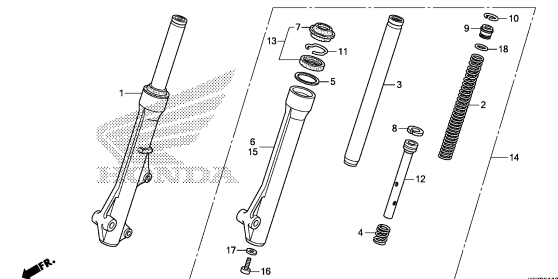


K578F1000

F-11

FRONT FORK

G11

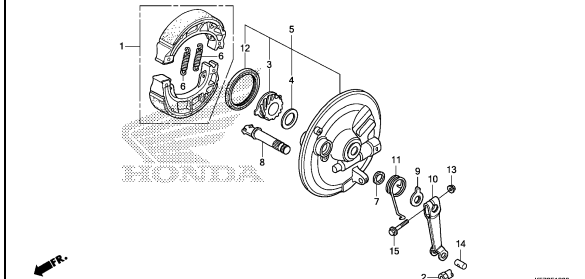


K578F1100

F-12

FRONT BRAKE PANEL

G12



K578F1200

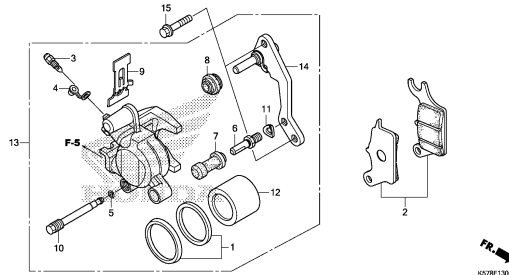
FRAME GROUP

C15

F-13

FRONT BRAKE CALIPER

G13

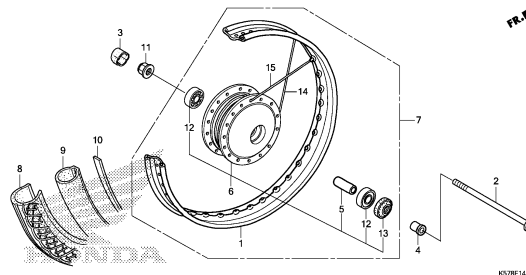


K57BF1300

F-14

FRONT WHEEL(AFS110MD)

G14

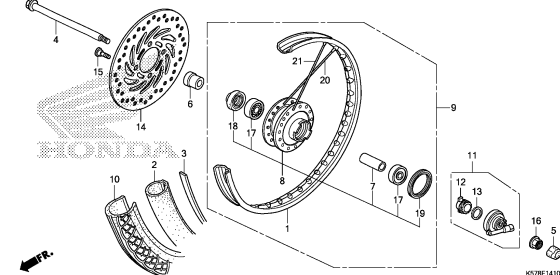


K57BF1400

F-14-10

FRONT WHEEL(AFS110MS)

G15

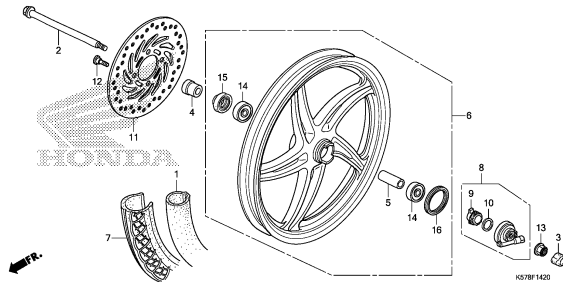


K57BF1410

F-14-20

FRONT WHEEL(AFS110MCS)

H 1

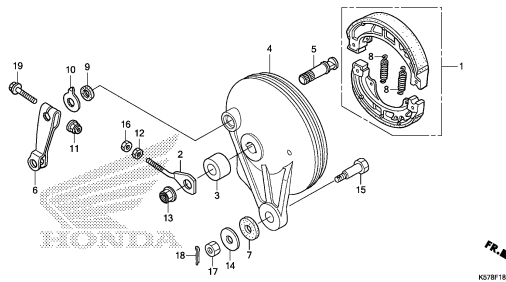


K57BF1420

F-18

REAR BRAKE PANEL

H 3

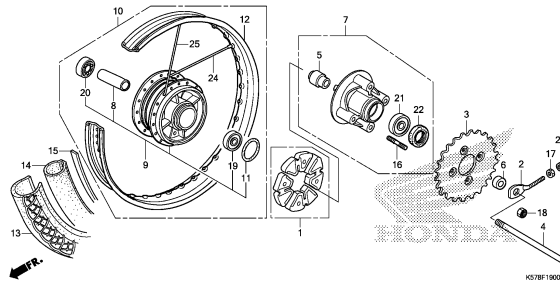


K57BF1800

F-19

REAR WHEEL(AFS110MD/MS)

H 4

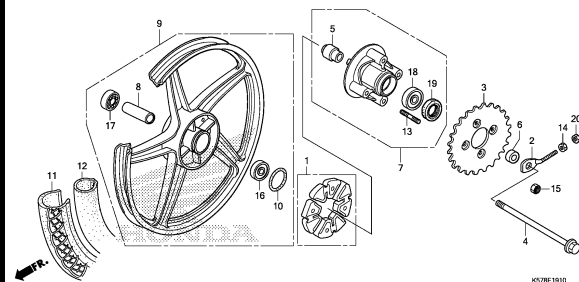


K57BF1900

F-19-10

REAR WHEEL(AFS110MCS)

H 6

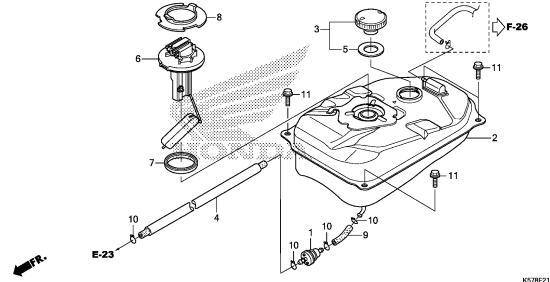


K57BF1910

F-21

FUEL TANK

H 8

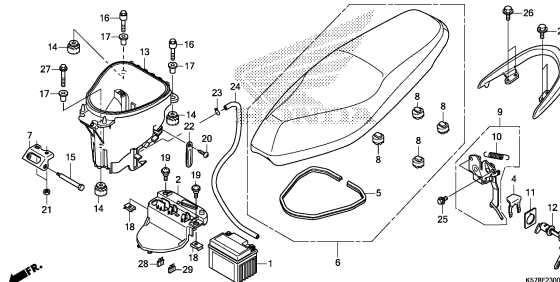


K57BF2100

F-23

SEAT/BATTERY

H 9



K57BF2300

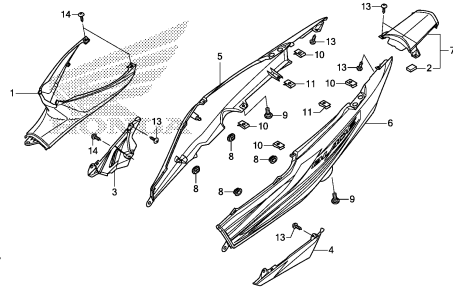
FRAME GROUP

C16

F-23-10

BODY COVER

H11

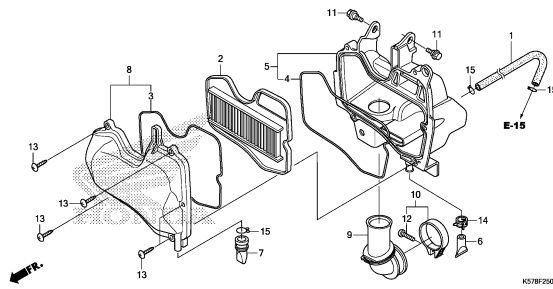


K578F2310

F-25

AIR CLEANER

H13

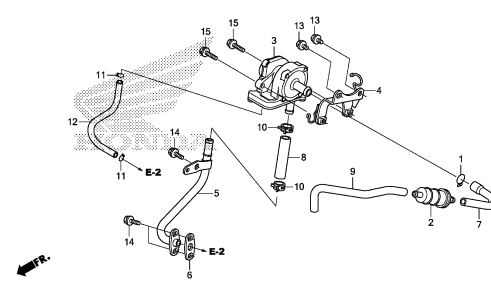


K578F2500

F-25-10

AIR SUCTION VALVE

H14

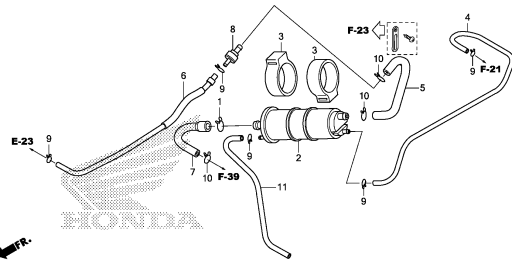


K578F2510

F-26

CANISTER

H15

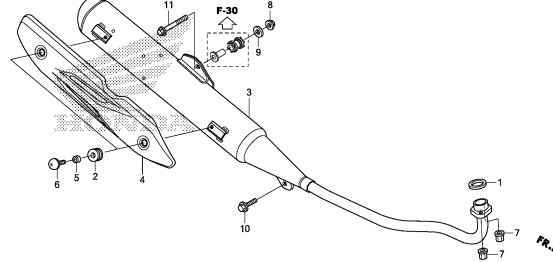


K578F2600

F-27

EXHAUST MUFFLER

H16

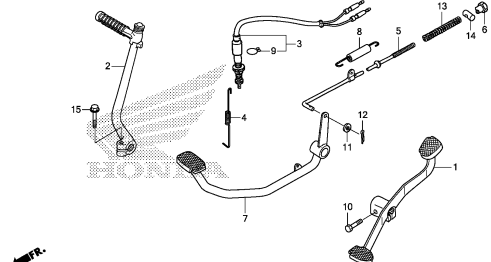


K578F2700

F-29

PEDAL/KICK STARTER ARM

I 1

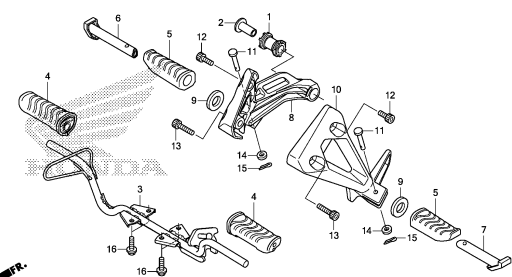


K578F2900

F-30

STEP

I 2

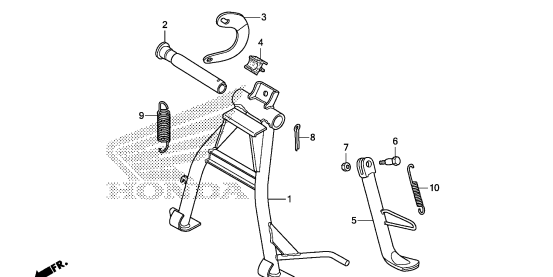


K578F3000

F-31

STAND

I 3

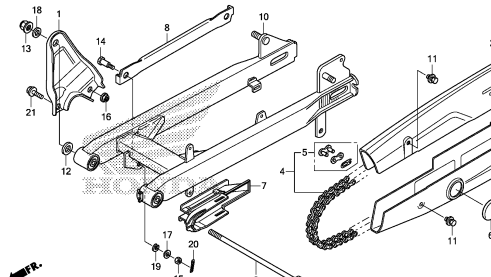


K578F3100

F-32

SWINGARM

I 4



K578F3200

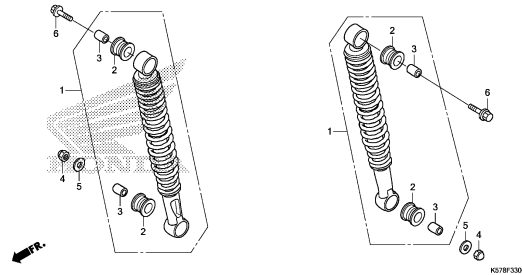
FRAME GROUP

D 1

F-33

REAR CUSHION

I 5

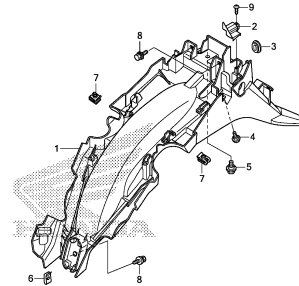


K57BF3300

F-34

REAR FENDER

I 6

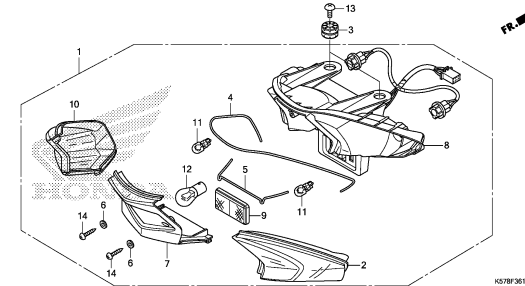


K57BF3400

F-36-10

REAR COMBINATION LIGHT

I 7

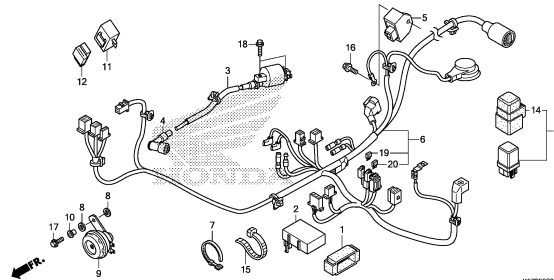


K57BF3610

F-38

WIRE HARNESS

I 8

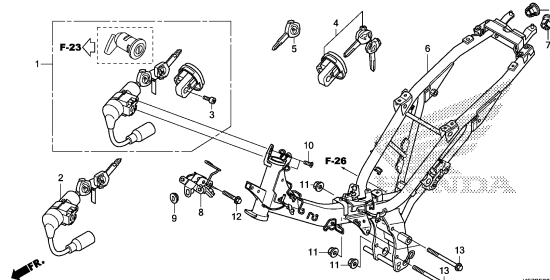


K57BF3800

F-39

FRAME BODY

I 9

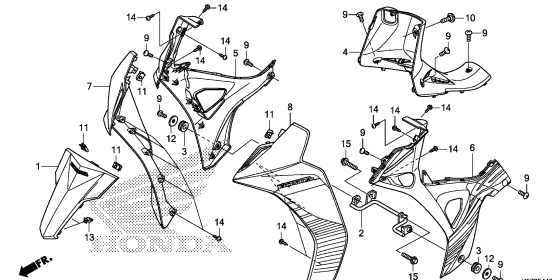


K57BF3900

F-44

FRONT COVER/MAIN PIPE COVER

I10

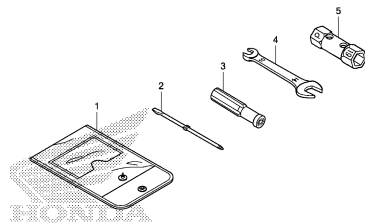


K57BF4400

F-48

TOOLS

I13

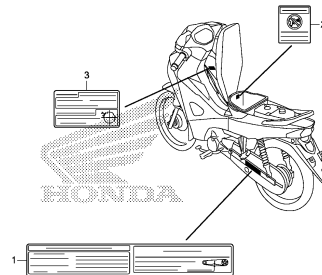


K57BF4800

F-49

CAUTION LABEL

I14

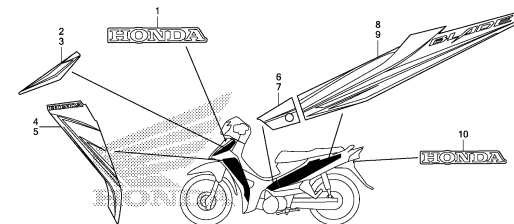


K57BF4900

F-50

MARK/STRIPE(1)

I15



K57BF5000

3

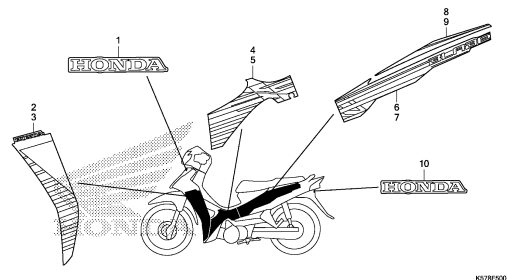
FRAME GROUP

D 2

F-50-1

J 1

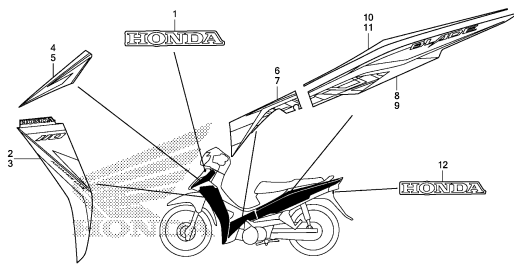
MARK/STRIPE(2)



F-50-2

J 3

MARK/STRIPE(3)

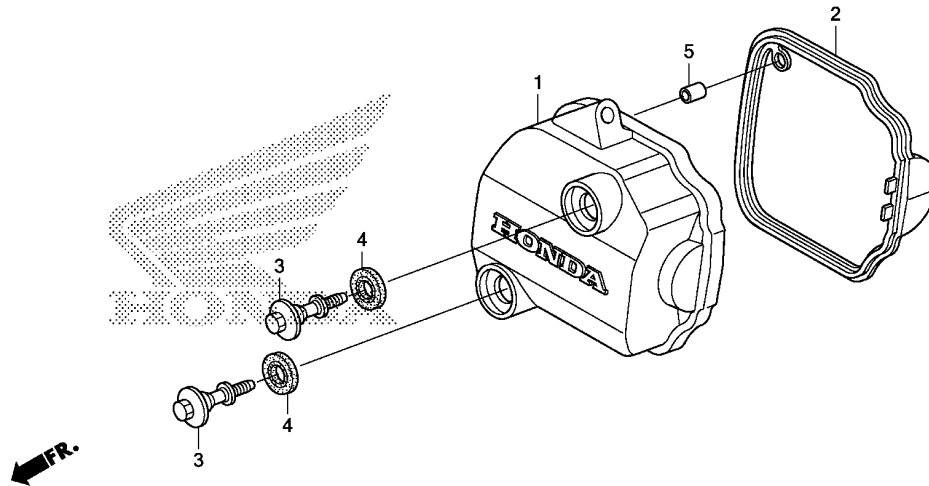


3

E-1

CYLINDER HEAD COVER

E 1

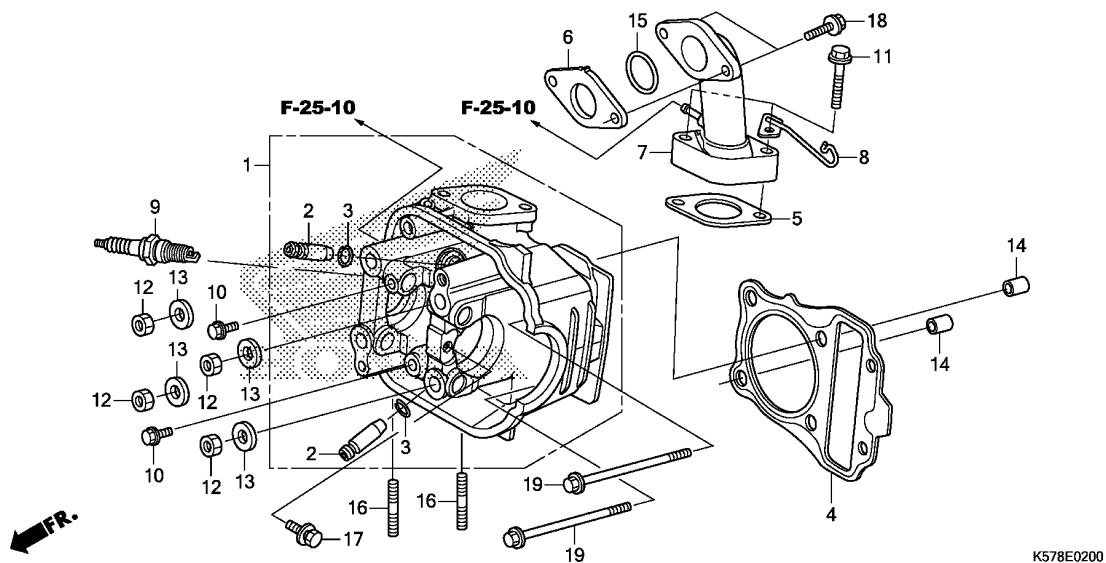


K578E0100

Ref. No.	L.O.N.	(Relative ref. Number) Description	F.R.T.
1	1111C4	COVER, CYLINDER HEAD	0.1
2	1111D2	GASKET, CYLINDER HEAD COVER ..	0.1

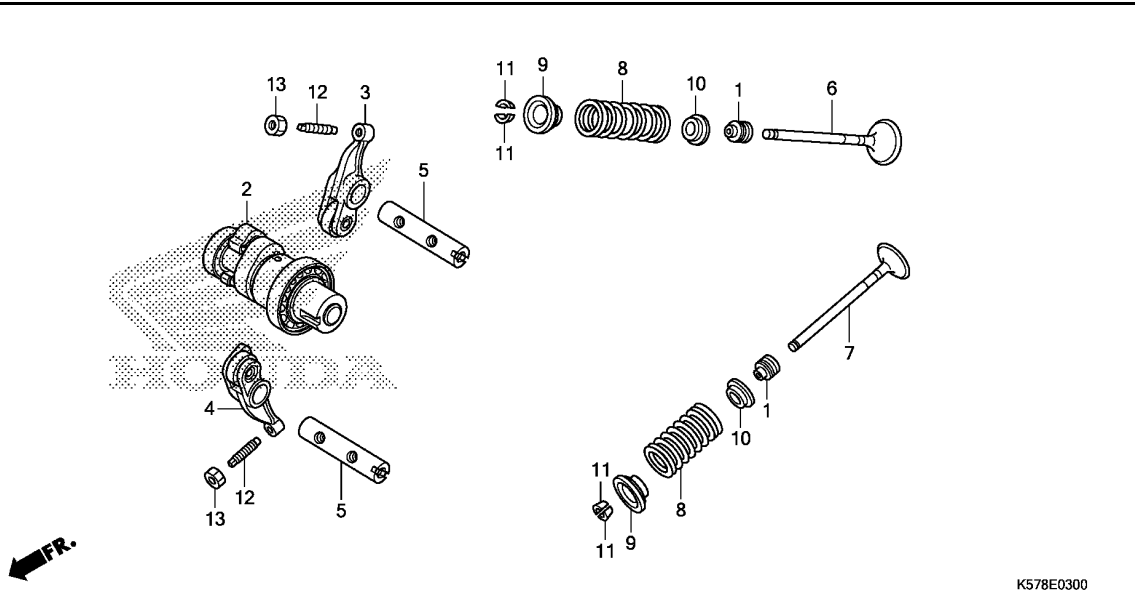
Ref. No.	Part No.	Description	Reqd. QTY			Serial No.	Parts catalogue code
			MD	MS	MCS		
			F	F	F		
1	12310-KWW-740	COVER COMP., CYLINDER HEAD ..	1	1	1		
2	12391-KWW-A80	GASKET, HEAD COVER	1	1	1		
3	90017-KWW-740	BOLT, HEAD COVER	2	2	2		
4	90543-MV9-670	RUBBER, MOUNTING	2	2	2		
5	90701-KFM-900	DOWEL PIN, SPECIAL, 8X14	1	1	1		

2



Ref. No.	L.O.N.	(Relative ref. Number) Description	F.R.T.
1	111106	HEAD, CYLINDERINCLUDES: Valve adjust and reface	1.9
2	1111L9	GUIDE, INTAKE VALVE(ONE)INCLUDES: Reaming .INCLUDES: Valve adjust and reface	1.9
	1111M0	GUIDE, EXHAUST VALVE(ONE)INCLUDES: Reaming .INCLUDES: Valve adjust and reface	1.9
	1111M9	GUIDE, VALVE :FOR 1 VEHICLE .. .INCLUDES: Reaming .INCLUDES: Valve adjust and reface	2.2
4	111115	GASKET, CYLINDER HEAD (15)	1.0
6	311131	INSULATOR, THROTTLE BODY/ CARBURETOR	0.4
7	111107	MANIFOLD, INTAKE	0.5
9	614130	PLUG, SPARK	0.1

Ref. No.	Part No.	Description	Reqd. QTY			Serial No.	Parts catalogue code
			MD	MS	MCS		
			F	F	F		
1	12200-KWW-A80	HEAD COMP., CYLINDER	1	1	1		
2	12204-KVY-305	GUIDE, VALVE(O.S.)	2	2	2		
3	12206-KPL-900	CLIP, VALVE GUIDE	2	2	2		
4	12251-KWB-601	GASKET, CYLINDER HEAD	1	1	1		
5	16201-KWB-920	GASKET, CARBURETOR INSULATOR	1	1	1		
6	16211-KPH-900	INSULATOR, CARBURETOR	1	1	1		
7	17110-KWW-A80	PIPE COMP., IN.	1	1	1		
8	17640-K57-V00	CLAMPER, OVER FLOW	1	1	1		
9	31916-KWB-601	PLUG, SPARK(CPR6EA-9S)(NGK) -	1	1	1		
	31926-KWB-601	PLUG, SPARK(U20EPR9S)(DENSO)	1	1	1		
10	90002-KWB-600	BOLT, FLANGE, 5X12	2	2	2		
11	90004-GHB-690	BOLT, FLANGE, 6X32(NSHF)	2	2	2		
12	90201-GCC-000	NUT, HEX., 7MM	4	4	4		
13	90402-KWW-740	WASHER, 7.2X16X2.5	4	4	4		
14	90701-KFM-900	DOWEL PIN, SPECIAL, 8X14	2	2	2		
15	91304-GB1-900	O-RING, 25X2.4	1	1	1		
16	92900-08032-0E	BOLT, STUD, 8X32	2	2	2		
17	93404-06012-00	BOLT-WASHER, 6X12	1	1	1		
18	96001-06022-00	BOLT, FLANGE, 6X22	2	2	2		
19	96001-06100-00	BOLT, FLANGE, 6X100	2	2	2		



K578E0300

Ref. No.	L.O.N.	(Relative ref. Number) Description	F.R.T.
2	111118	CAMSHAFTINCLUDES: Valve adjustment (5)	1.2
3	1111K8	ARM, INTAKE VALVE ROCKER(ONE) .INCLUDES: Valve adjustment (5)	1.2
4	1111K9	ARM, EXHAUST VALVE ROCKER(ONE) .INCLUDES: Valve adjustment	1.2
	1111L8	ARM, VALVE ROCKER :FOR 1 VEHICLE	1.2
6	1111N0	VALVE, INTAKE(ONE)INCLUDES: Refacing	1.5
7	1111N1	VALVE, EXHAUST(ONE)INCLUDES: Refacing	1.5
	1111P0	VALVE :FOR 1 VEHICLEINCLUDES: Refacing	1.7
8	1111P2	(1,9,10,11) INTAKE VALVE SPRING AND/OR STEM SEAL(ONE)	1.3
	1111P3	EXHAUST VALVE SPRING AND/OR STEM SEAL(ONE)	1.3
	1111Q2	VALVE SPRING AND/OR STEM SEAL :FOR 1 VEHICLE	1.4

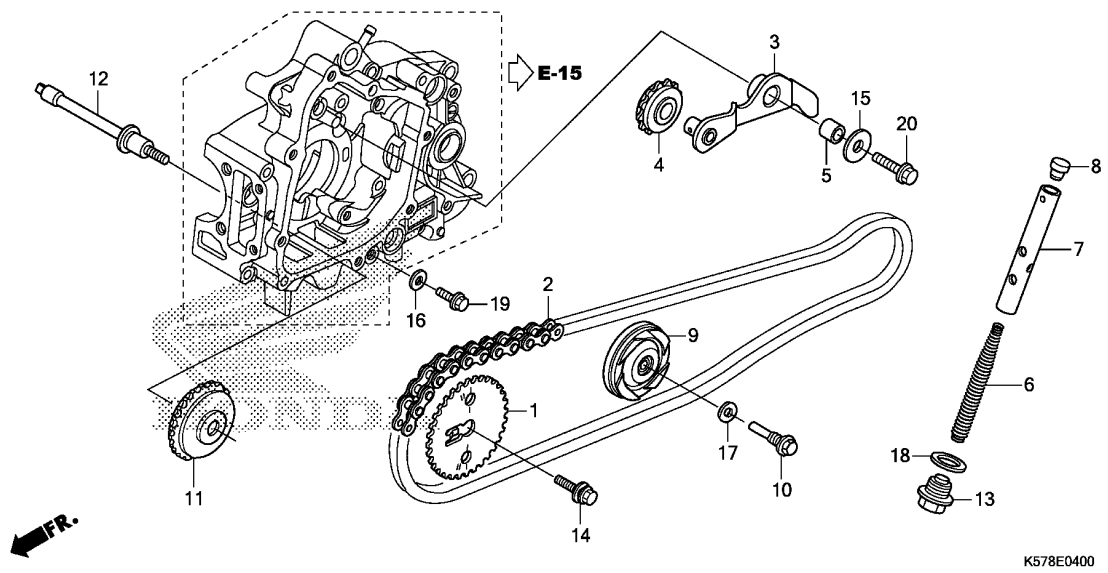
Ref. No.	Part No.	Description	Reqd. QTY			Serial No.	Parts catalogue code
			MD	MS	MCS		
			F	F	F		
1	12209-GB4-682	SEAL, VALVE STEM(ARAI)	2	2	2		
2	14100-KWW-741	CAMSHAFT COMP.	1	1	1		
3	14430-KVB-S50	ARM COMP., IN. VALVE ROCKER -	1	1	1		
4	14440-KVB-S50	ARM COMP., EX. VALVE ROCKER -	1	1	1		
5	14451-KVB-S50	SHAFT, ROCKER ARM	2	2	2		
6	14711-KWB-600	VALVE, IN.	1	1	1		
7	14721-KVY-900	VALVE, EX.	1	1	1		
8	14751-KWB-921	SPRING, VALVE(CHUO HATSUJO) -	2	2	2		
	14751-KWW-B10	SPRING, VALVE	2	2	2		
9	14771-GB4-680	RETAINER, VALVE SPRING	2	2	2		
10	14775-KVY-900	SEAT, VALVE SPRING	2	2	2		
11	14781-MA6-000	COTTER, VALVE	4	4	4		
12	90012-KWW-740	SCREW, TAPPET ADJUSTING	2	2	2		
13	90206-001-000	NUT, TAPPET ADJUSTING	2	2	2		



E-4

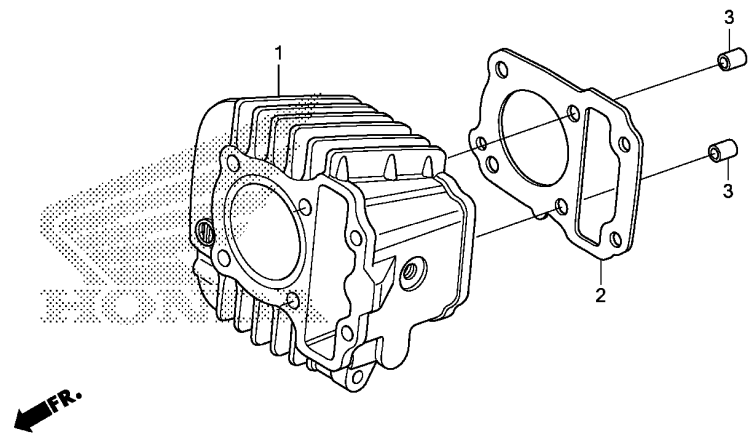
CAM CHAIN/TENSIONER

E 4



Ref. No.	L.O.N.	(Relative ref. Number) Description	F.R.T.
1	1111Q4	SPROCKET, CAM	0.6
2	110140	CHAIN, CAM	1.8
3	111151	ARM, CAM CHAIN TENSIONER	0.8
4	111148	ROLLER(S), CAM CHAIN TENSIONER (6,8)	0.8
7	1111Q3	ROD, CAM CHAIN TENSIONER PUSH	0.3
9	1111G4	ROLLER, CAM CHAIN GUIDE	1.1
11	1111J0	SPROCKET, CAM CHAIN GUIDE	3.0
		.INCLUDES: Engine removal and installation	
12	1111V3	BOLT, CAM CHAIN GUIDE ROLLER	3.0
		.INCLUDES: Engine removal and installation	

Ref. No.	Part No.	Description	Reqd. QTY			Serial No.	Parts catalogue code
			MD	MS	MCS		
			F	F	F		
1	14321-KWW-740	SPROCKET, CAM(32T)	1	1	1		
2	14401-KWB-601	CHAIN, CAM(90L)(DAIDO)	1	1	1		
3	14500-KWW-740	ARM COMP., CAM CHAIN TENSIONER	1	1	1		
4	14502-086-000	ROLLER, CAM CHAIN TENSIONER -	1	1	1		
5	14531-KWS-900	COLLAR, CAM CHAIN TENSIONER -	1	1	1		
6	14541-GB4-681	SPRING, CAM CHAIN TENSIONER -	1	1	1		
7	14550-GB0-911	ROD COMP., TENSIONER PUSH ...	1	1	1		
8	14566-086-030	HEAD, CAM CHAIN TENSIONER PUSH ROD	1	1	1		
9	14610-KWB-600	ROLLER COMP., CAM CHAIN GUIDE	1	1	1		
10	14615-KFL-850	PIN, GUIDE ROLLER	1	1	1		
11	14670-KWB-600	SPROCKET COMP., CAM CHAIN GUIDE(23T)	1	1	1		
12	14675-KWW-740	SPINDLE, CAM CHAIN GUIDE SPROCKET	1	1	1		
13	90081-035-000	BOLT, SEALING, 14MM	1	1	1		
14	90082-KWW-740	BOLT, WASHER, 8X22	1	1	1		
15	90404-KWW-740	WASHER, 8.5X26X2.3	1	1	1		
16	90463-ML7-000	WASHER, SEALING, 6.5MM	1	1	1		
17	90475-KWB-600	WASHER, 8MM	1	1	1		
18	90544-KF0-000	WASHER, SEALING, 14MM	1	1	1		
19	95701-06018-00	BOLT, FLANGE, 6X18	1	1	1		
20	95701-08025-00	BOLT, FLANGE, 8X25	1	1	1		

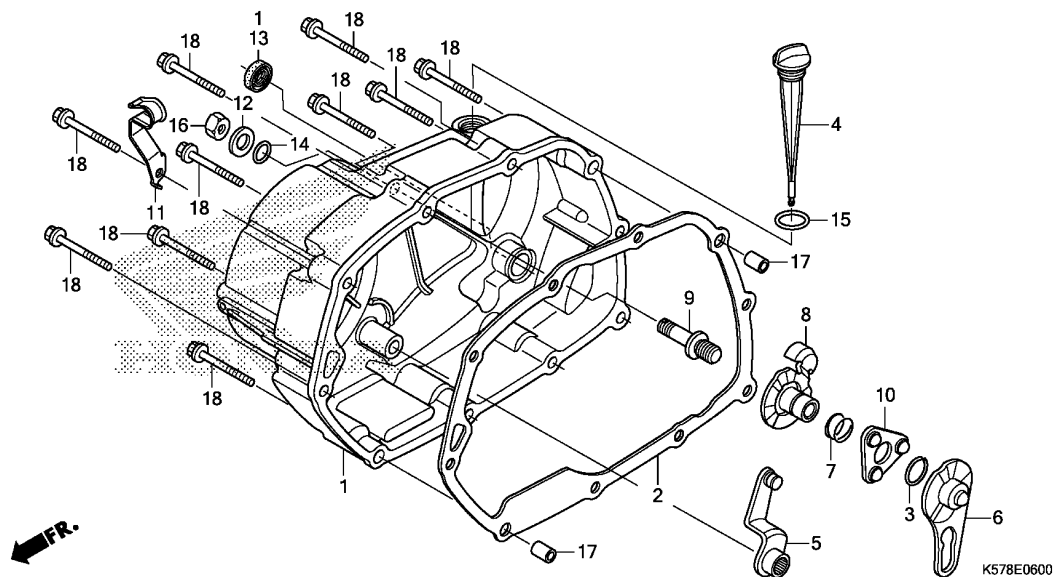


K578E0500

Ref. No.	L.O.N.	(Relative ref. Number) Description	F.R.T.
1	1111A5	CYLINDER	1.3
2	111102	GASKET, CYLINDER	1.2

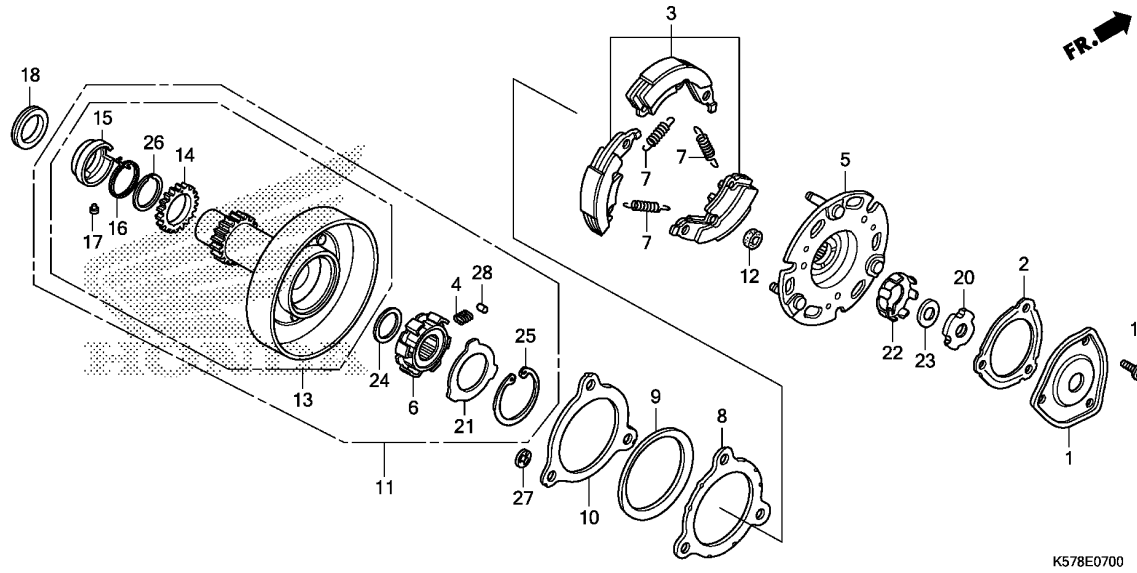
Ref. No.	Part No.	Description	Reqd. QTY			Serial No.	Parts catalogue code
			MD	MS	MCS		
			AFS110				
			F	F	F		
1	12100-KWB-920	CYLINDER COMP.	1	1	1		
2	12191-KWB-920	GASKET, CYLINDER	1	1	1		
3	90701-KFM-900	DOWEL PIN, SPECIAL, 8X14	2	2	2		





Ref. No.	L.O.N.	(Relative ref. Number) Description	F.R.T.
1	110159	COVER, CRANKCASE :RIGHT	0.8
2	110158	GASKET, CRANKCASE COVER :RIGHT	0.6
5	2121A7	LEVER, CLUTCH	0.7
6		(7,10)	
	2121A9	PLATE, CLUTCH CAM	0.6
8	2121C5	PLATE, CLUTCH CAM LIFTER	0.7
9	2121E3	SCREW, CLUTCH ADJUSTING	0.7
13	112105	OIL SEAL, KICK STARTER SPINDLE	0.7

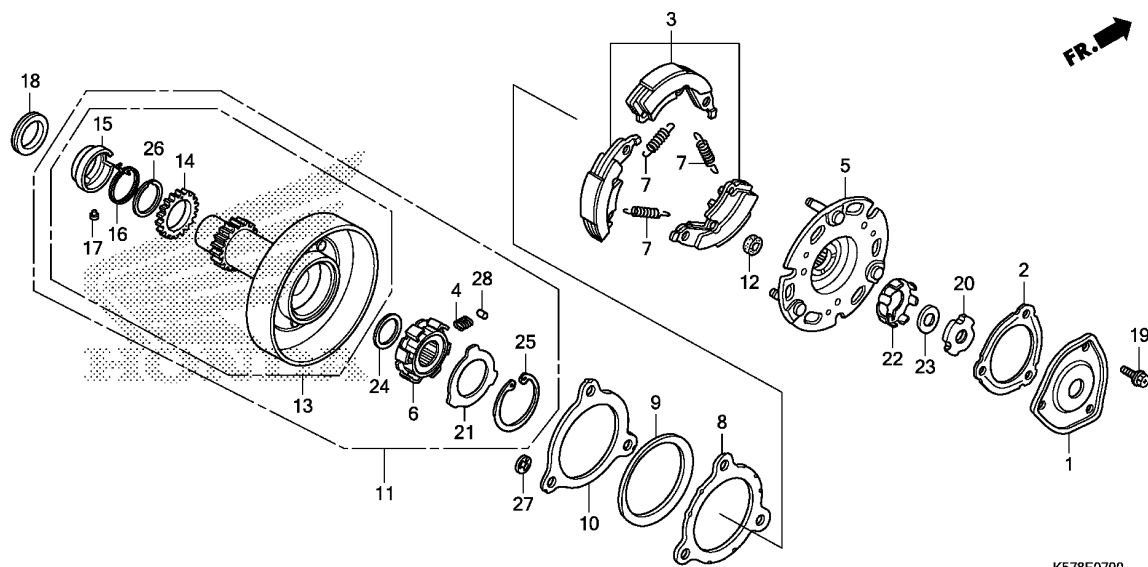
Ref. No.	Part No.	Description	Reqd. QTY			Serial No.	Parts catalogue code
			MD	MS	MCS		
			F	F	F		
1	11330-K57-V00	COVER COMP., R. CRANKCASE	1	1	1		
2	11394-KWB-920	GASKET, R. CRANKCASE COVER	1	1	1		
3	13115-GN5-910	CLIP, PISTON PIN, 13MM	1	1	1		
4	15651-KPH-900	GAUGE, OIL LEVEL	1	1	1		
5	22810-KTL-740	LEVER COMP., CLUTCH	1	1	1		
6	22823-K09-C00	PLATE, CLUTCH LIFTER CAM	1	1	1		
7	22825-KWW-740	SPRING, CAM PLATE SIDE	1	1	1		
8	22830-K09-C00	PLATE COMP., CLUTCH LIFTER	1	1	1		
9	22846-KPH-901	BOLT, CLUTCH ADJUSTING	1	1	1		
10	22860-KWW-740	RETAINER COMP., BALL	1	1	1		
11	32906-KWW-A00	CLIP, HIGH TENSION CORD & SENSOR CORD	1	1	1		
12	90485-040-000	WASHER, 8MM	1	1	1		
13	91202-KRS-971	OIL SEAL, 13.8X24X5	1	1	1		
14	91303-001-010	O-RING, 8MM	1	1	1		
15	91307-035-000	O-RING, 18X3	1	1	1		
16	94030-08000	NUT, HEX., 8MM	1	1	1		
17	94301-08140	DOWEL PIN, 8X14	2	2	2		
18	96001-06040-00	BOLT, FLANGE, 6X40	10	10	10		



Ref. No.	L.O.N.	(Relative ref. Number) Description	F.R.T.
1	(2)		
2121D8		COVER, OIL FILTER	0.6
3	(7,12)		
2121A6		WEIGHT SET, CLUTCH	0.9
5	2121A2	PLATE, CLUTCH DRIVE	0.9
6	(4,28)		
2121D7		INNER, ONE-WAY CLUTCH	0.9
11	2121D9	OUTER, PRIMARY CLUTCH	0.9
13	211105	GEAR, PRIMARY DRIVE	1.0

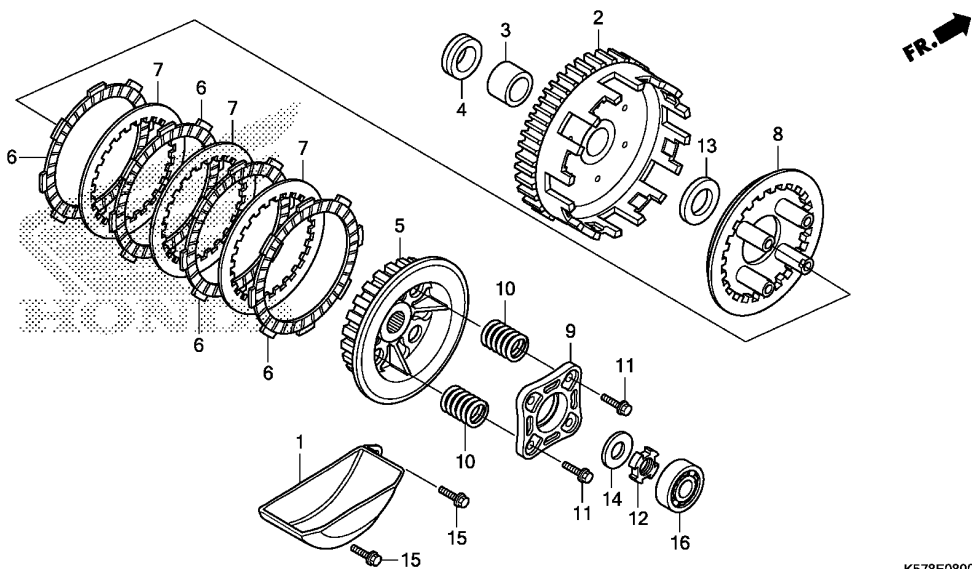
Ref. No.	Part No.	Description	Reqd. QTY			Serial No.	Parts catalogue code
			MD	MS	MCS		
1	15431-HF7-010	COVER, OIL FILTER	1	1	1		
2	15439-KPH-901	GASKET, OIL FILTER	1	1	1		
3	22535-K09-L00	WEIGHT SET, PRIMARY CLUTCH (F.C.C.)	1	1	1		
4	22606-GN5-910	SPRING, ONE WAY RETAINER	6	6	6		
5	22610-KWW-741	PLATE COMP., PRIMARY DRIVE (F.C.C.)	1	1	1		
6	22630-KWB-601	INNER COMP., ONE-WAY CLUTCH (F.C.C.)	1	1	1		
7	22641-KPH-900	SPRING, PRIMARY CLUTCH	3	3	3		
8	22642-KWW-741	WASHER, CLUTCH SIDE(F.C.C.) -	1	1	1		
9	22643-KWW-741	SPRING, SIDE FRICTION(F.C.C.)	1	1	1		
10	22644-KWW-741	PLATE, CLUTCH SIDE(F.C.C.) --	1	1	1		
11	22660-KWB-601	OUTER ASSY., PRIMARY CLUTCH (F.C.C.)	1	1	1		
12	22804-GB2-000	RUBBER, CLUTCH DAMPER	3	3	3		
13	23120-KTL-740	GEAR COMP., PRIMARY DRIVE (F.C.C.)	1	1	1		
14	23122-KTL-740	SUB GEAR(17T)	1	1	1		
15	23123-KFL-850	RETAINER, SPRING(F.C.C.)	1	1	1		
16	23124-GCE-900	SPRING, SUB GEAR(F.C.C.)	1	1	1		
17	23125-GN5-910	PIN(F.C.C.)	1	1	1		
18	23126-KWW-740	COLLAR, 19.1X30X4	1	1	1		
19	90083-KFL-850	BOLT, SPECIAL FLANGE, 5X8	3	3	3		
20	90231-087-010	NUT, LOCK, 14MM	1	1	1		





K578E0700

Ref. No.	Part No.	Description	Reqd. QTY			Serial No.	Parts catalogue code
			MD	MS	MCS		
			F	F	F		
21	90401-GB2-000	WASHER, 30X45X0.8	1	1	1		
22	90431-GN5-910	WASHER, LOCK	1	1	1		
23	90432-086-000	WASHER B, LOCK	1	1	1		
24	90433-KWB-601	WASHER, 17X23X1.5(F.C.C.) ...	1	1	1		
25	90455-GB2-000	CIRCLIP, INTERNAL, 45MM	1	1	1		
26	90603-POX-000	SET RING, 23MM	1	1	1		
27	90605-166-720	CIRCLIP, 7MM	3	3	3		
28	91101-GB2-000	ROLLER, 5X8	6	6	6		

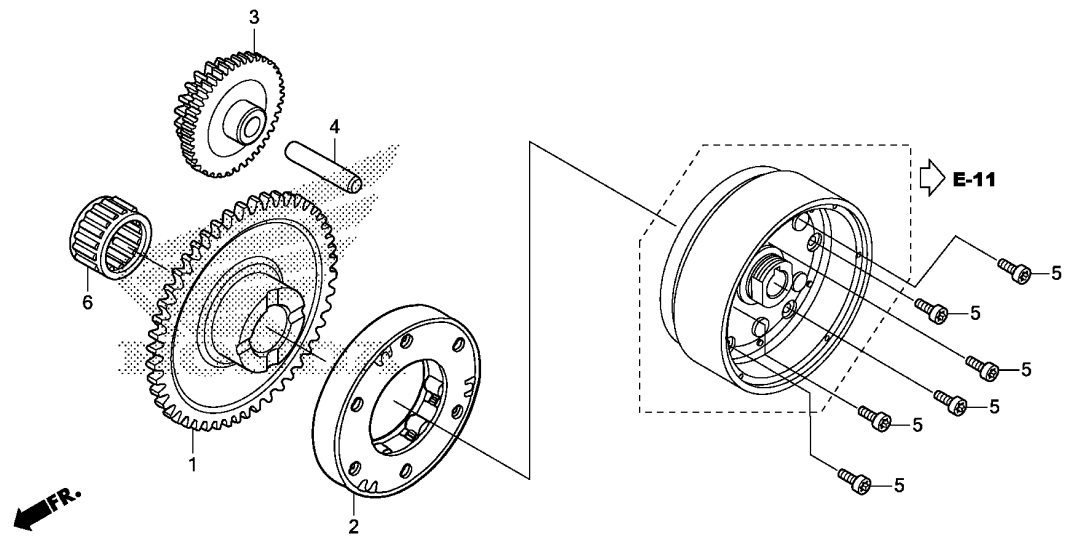


K578E0800

Ref. No.	L.O.N.	(Relative ref. Number) Description	F.R.T.
1	1131B9	SEPARATOR, OIL	0.9
2	2121A0	OUTER, CLUTCH	0.9
5	212112	CENTER, CLUTCH	1.1
6	2121A1	DISC, CLUTCH FRICTION	1.1
.NOTE: Same time for two units or more			
8	2121A3	PLATE, CLUTCH PRESSURE	1.1
9	2121A4	PLATE, CLUTCH LIFTER	0.9
10	212107	SPRING, CLUTCH	0.9
.NOTE: Same time for two units or more			
16	2121B4	BEARING, CLUTCH LIFTER	0.7

Ref. No.	Part No.	Description	Reqd. QTY			Serial No.	Parts catalogue code
			MD	MS	MCS		
			F	F	F		
1	15661-GN5-910	PLATE, OIL SEPARATOR	1	1	1		
2	22110-K09-L01	OUTER COMP., CLUTCH(69T)	1	1	1		
3	22115-KPH-900	GUIDE, CLUTCH OUTER	1	1	1		
4	22116-KWW-740	COLLAR, CLUTCH OUTER	1	1	1		
5	22121-K09-L01	CENTER, CLUTCH	1	1	1		
6	22201-K09-L01	DISK, CLUTCH FRICTION	4	4	4		
7	22311-107-000	PLATE, CLUTCH	3	3	3		
8	22350-115-020	PLATE, CLUTCH PRESSURE	1	1	1		
9	22361-KFM-900	PLATE, CLUTCH LIFTER	1	1	1		
10	22401-K09-L01	SPRING, CLUTCH	4	4	4		
11	90050-KFL-850	BOLT, SPECIAL FLANGE, 6X25 ..	4	4	4		
12	90231-198-010	NUT B, LOCK, 14MM	1	1	1		
13	90403-KPH-900	WASHER, THRUST, 17MM	1	1	1		
14	90462-KWW-740	WASHER, 14.1MM	1	1	1		
15	95701-06020-00	BOLT, FLANGE, 6X20	2	2	2		
16	96100-62000-00	BEARING, RADIAL BALL, 6200 ..	1	1	1		





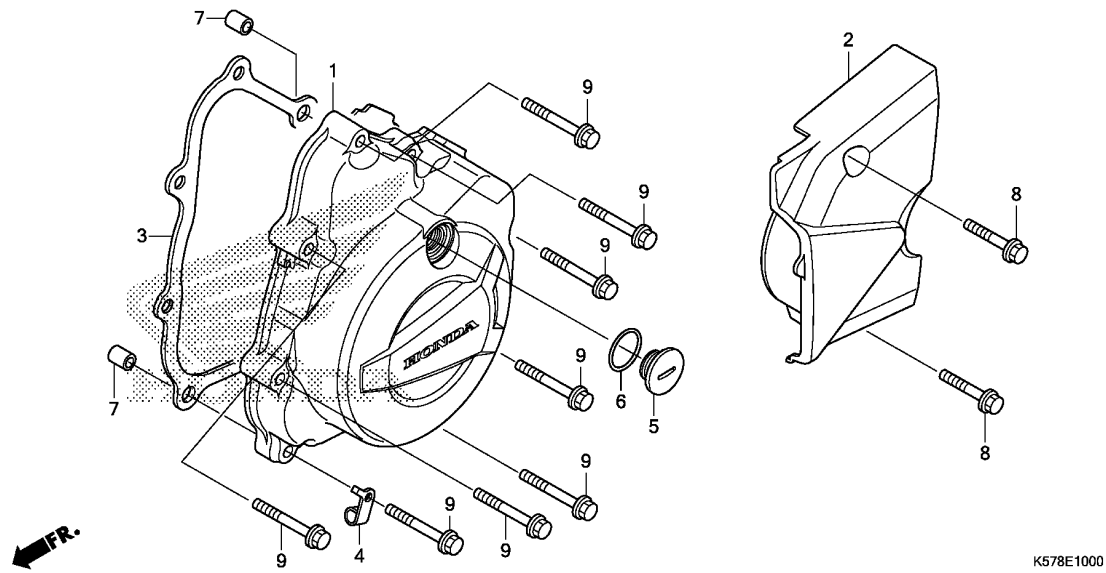
Ref. No.	L.O.N.	(Relative ref. Number) Description	F.R.T.
1	612120	(6) GEAR, STARTER DRIVEN	0.7
2	6121A2	CLUTCH, STARTING ONE WAY	0.8
3	612125	GEAR, STARTER REDUCTION	0.5

Ref. No.	Part No.	Description	Reqd. QTY			Serial No.	Parts catalogue code
			MD	MS	MCS		
1	28111-KWW-740	GEAR, STARTER DRIVEN(55T) ...	1	1	1		
2	28120-KPH-701	CLUTCH ASSY., ONE WAY(EXEDY)	1	1	1		
3	28130-KWW-740	GEAR COMP., STARTER REDUCTION (55T/14T)	1	1	1		
4	28132-KPH-900	SHAFT, REDUCTION GEAR	1	1	1		
5	90085-KTC-920	BOLT, SOCKET, 6X14	6	6	6		
6	91011-KWW-741	BEARING, NEEDLE, 21X27X18(NTN)	1	1	1		

E-10

LEFT CRANKCASE COVER

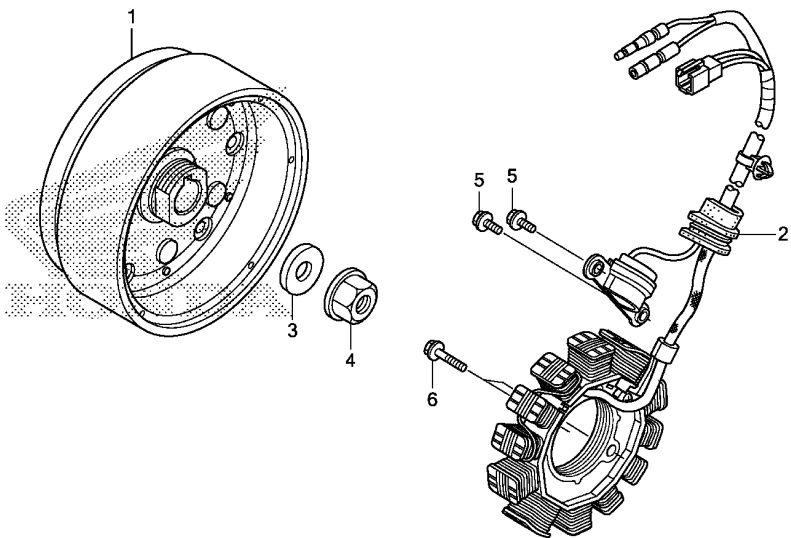
E11



Ref. No.	L.O.N.	(Relative ref. Number) Description	F.R.T.
1	1101A6	COVER, CRANKCASE :LEFT	0.6
2	1101B0	COVER, CRANKCASE :LEFT REAR ..	0.1
3	1101A3	GASKET, CRANKCASE COVER :LEFT	0.5

Ref. No.	Part No.	Description	Reqd. QTY			Serial No.	Parts catalogue code
			MD	MS	MCS		
			F	F	F		
1	11341-K57-V00	COVER, L. CRANKCASE	1	1	1		
2	11360-KWW-E20	COVER COMP., L. RR.	1	1	1		
3	11395-KWB-920	GASKET, L. CRANKCASE COVER ..	1	1	1		
4	16236-K07-920	CLAMPER, OVER FLOW	1	1	1		
5	90084-GN5-640	CAP, A.C. GENERATOR	1	1	1		
6	91303-377-000	O-RING, 13.8X2.5	1	1	1		
7	94301-08140	DOWEL PIN, 8X14	2	2	2		
8	96001-06025-00	BOLT, FLANGE, 6X25	2	2	2		
9	96001-06035-00	BOLT, FLANGE, 6X35	8	8	8		

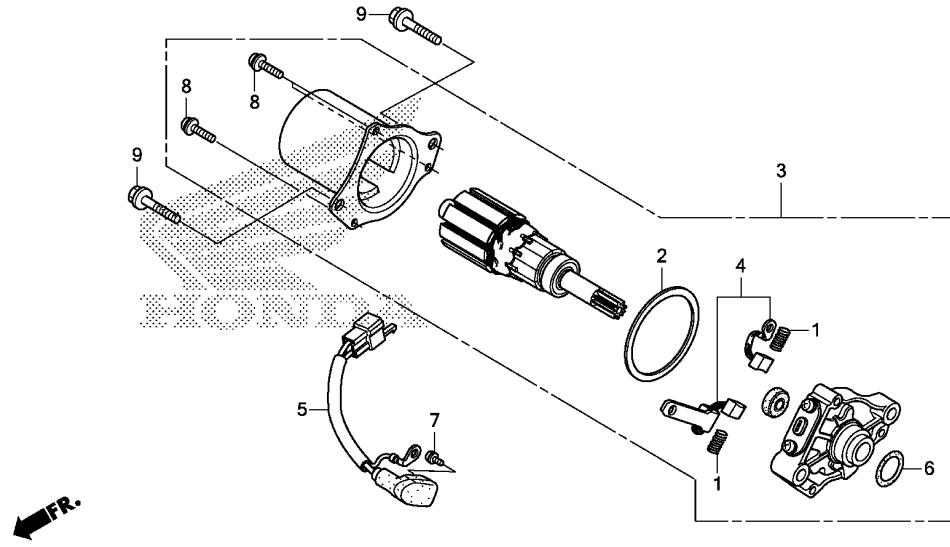
2



Ref. No.	L.O.N.	(Relative ref. Number) Description	F.R.T.
1	613105	ROTOR OR FLYWHEEL	0.8
2	6131A3	STATOR	0.8

K578E1100

Ref. No.	Part No.	Description	Reqd. QTY			Serial No.	Parts catalogue code
			MD	MS	MCS		
			F	F	F		
1	31110-KWW-A81	FLYWHEEL COMP.(MITSUBA)	1	1	1		
2	31120-K57-V01	STATOR COMP.	1	1	1		
3	90403-KN6-930	WASHER, 10X24	1	1	1		
4	94050-10000	NUT, FLANGE, 10MM	1	1	1		
5	96001-06016-00	BOLT, FLANGE, 6X16	2	2	2		
6	96001-06020-00	BOLT, FLANGE, 6X20	2	2	2		



Ref. No.	L.O.N.	(Relative ref. Number) Description	F.R.T.
3	(6)		
612105		MOTOR, STARTING	0.8
4	(1,2)		
6121A4		TERMINAL, BRUSH(STARTER)	1.0
6111A5		SUB HARNESS, STARTER	0.6

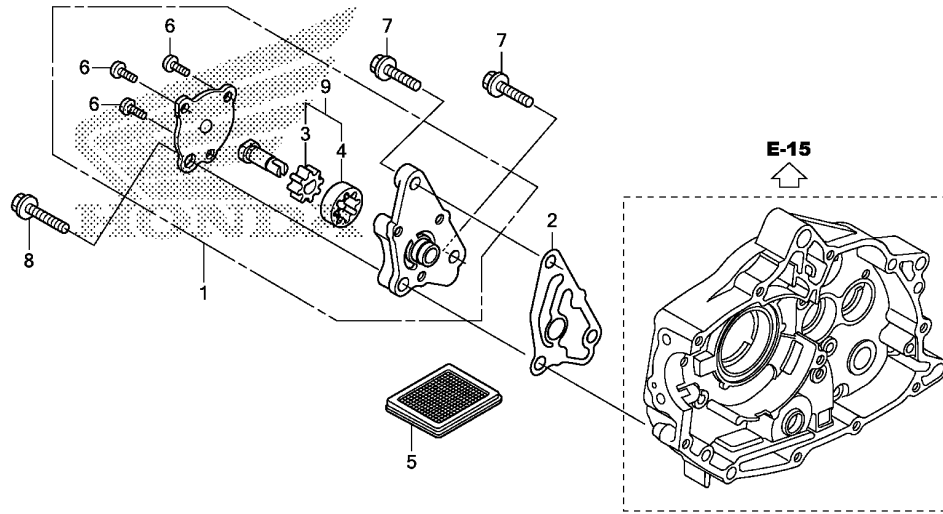
Ref. No.	Part No.	Description	Reqd. QTY			Serial No.	Parts catalogue code
			MD	MS	MCS		
			F	F	F		
1	31204-KG8-004	SPRING, CARBON BRUSH	2	2	2		
2	31206-GW3-004	PACKING	1	1	1		
3	31210-KWB-921	MOTOR UNIT, STARTER	1	1	1		
4	32101-GW3-780	BRUSH SET	1	1	1		
5	32105-KWW-A81	SUB CORD, STARTER MOTOR (MITSUBA)	1	1	1		
6	91309-KEE-630	O-RING	1	1	1		
7	93892-04006-08	SCREW-WASHER, 4X6	1	1	1		
8	93892-05016-08	SCREW-WASHER, 5X16	3	3	3		
9	96001-06032-00	BOLT, FLANGE, 6X32	2	2	2		



E-14

OIL PUMP

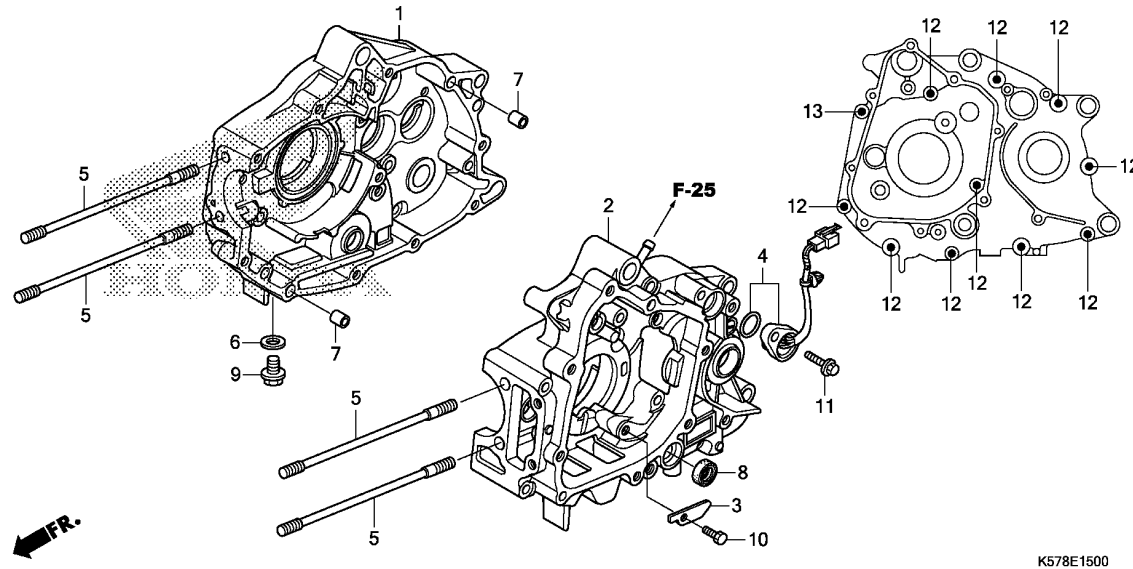
E14



K578E1400A

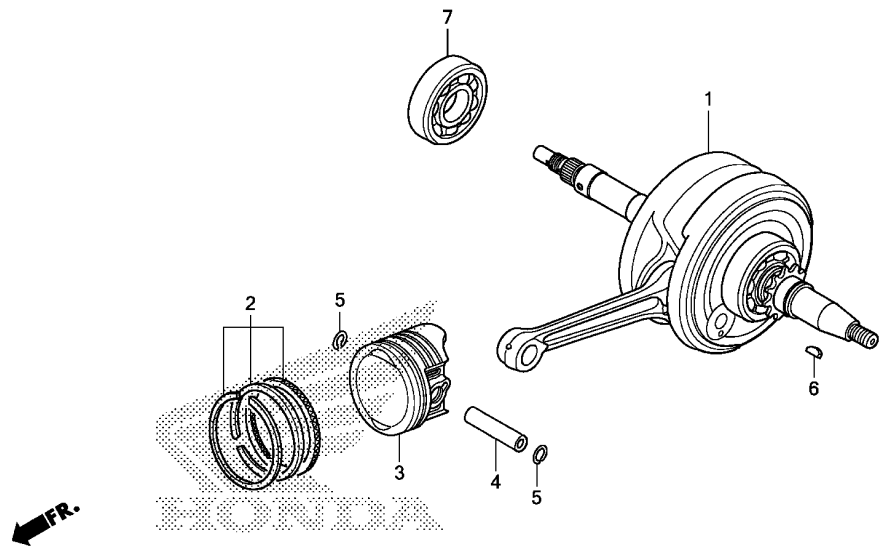
Ref. No.	L.O.N.	(Relative ref. Number) Description	F.R.T.
1		(2)	
113105		PUMP ASSY., OIL	0.7
5	1131B5	SCREEN, OIL FILTER	0.6

Ref. No.	Part No.	Description	Reqd. QTY			Serial No.	Parts catalogue code
			MD	MS	MCS		
			F	F	F		
1	15100-KVR-C00	PUMP ASSY., OIL	1	1	1		
	15100-KWB-920	1	1	1		
2	15119-KWB-600	GASKET, OIL PUMP BODY	1	1	1		
3	15331-KVR-C00	ROTOR, OIL PUMP INNER	1	1	1		
4	15332-KVR-C00	ROTOR, OIL PUMP OUTER	1	1	1		
5	15421-035-010	SCREEN, OIL FILTER	1	1	1		
6	93500-05010-0A	SCREW, PAN, 5X10	3	3	3		
7	96001-06016-00	BOLT, FLANGE, 6X16	2	2	2		
8	96001-06022-00	BOLT, FLANGE, 6X22	1	1	1		
9	15021-GF6-000	ROTOR SET, OIL PUMP	1	1	1		



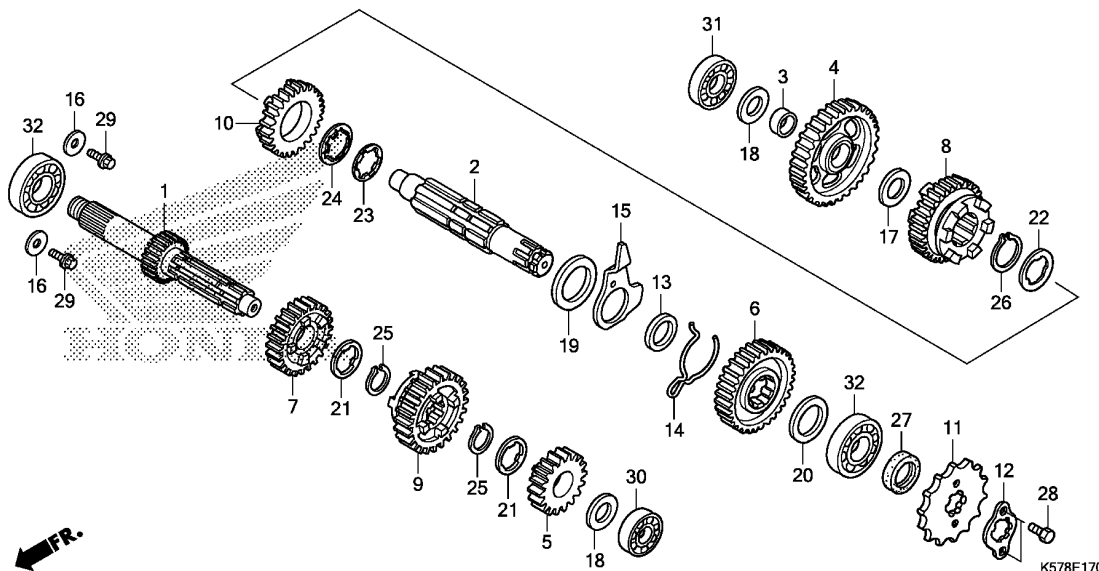
Ref. No.	L.O.N.	(Relative ref. Number) Description	F.R.T.
1	110120	CRANKCASE :RIGHTINCLUDES: Engine removal and installation	4.0
2	110115	CRANKCASE :LEFTINCLUDES: Engine removal and installation	3.3
	1101A2	CRANKCASE :BOTHINCLUDES: Engine removal and installation	4.3
4	615125	SWITCH, GEAR CHANGE	0.7
8	1101F9	OIL SEAL, GEARSHIFT SPINDLE ..	1.2

Ref. No.	Part No.	Description	Reqd. QTY			Serial No.	Parts catalogue code
			MD	MS	MCS		
			F	F	F		
1	11100-KWW-740	CRANKCASE COMP., R.	1	1	1		
2	11200-KWW-740	CRANKCASE COMP., L.	1	1	1		
3	11218-KWW-740	PLATE, OIL STOPPER	1	1	1		
4	35759-K57-V01	CONTACT ASSY., CHANGE SWITCH	1	1	1		
5	90031-KWB-600	BOLT, STUD, 7X180.5	4	4	4		
6	90407-259-000	PACKING, DRAIN COCK, 12.5X20	1	1	1		
7	90703-HC4-000	DOWEL PIN, 10X14	2	2	2		
8	91208-KWB-601	OIL SEAL, 11.6X22X7	1	1	1		
9	92800-12000	BOLT, DRAIN PLUG, 12MM	1	1	1		
10	93101-06014-0A	BOLT, HEX., 6X14	1	1	1		
11	95701-06018-00	BOLT, FLANGE, 6X18	1	1	1		
12	96001-06060-00	BOLT, FLANGE, 6X60	10	10	10		
13	96001-06075-00	BOLT, FLANGE, 6X75	1	1	1		



Ref. No.	L.O.N.	(Relative ref. Number) Description	F.R.T.
1	1101B5	CRANKSHAFTINCLUDES: Engine removal and installation (2,4,5)	3.7
3	111103	PISTON RING AND/OR PISTON(ONE)	1.4
7	1101B7	BEARING, CRANKSHAFT :RIGHTINCLUDES: Engine removal and installation	3.6

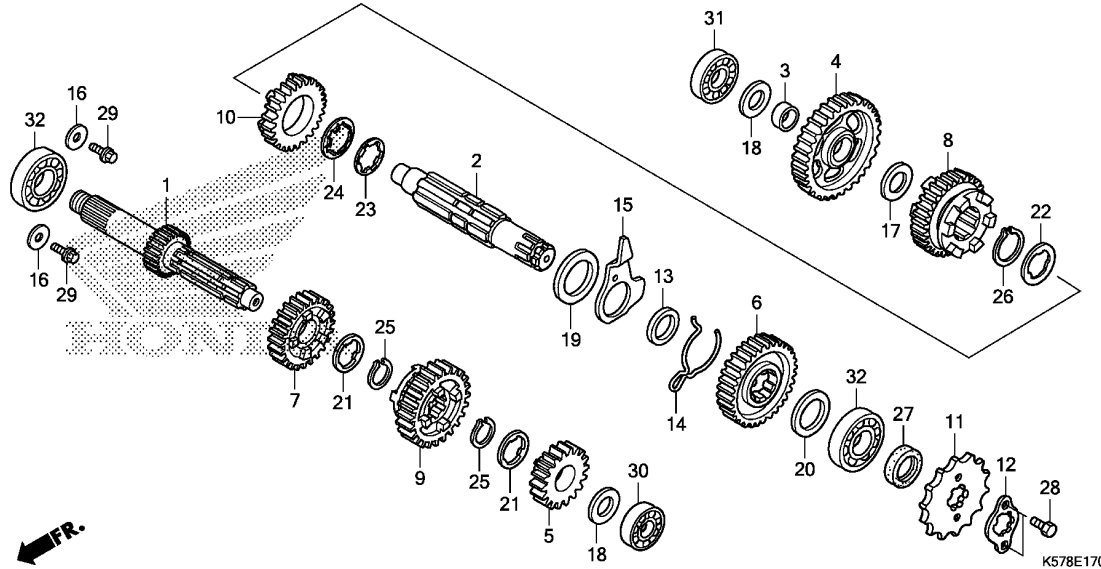
Ref. No.	Part No.	Description	Reqd. QTY			Serial No.	Parts catalogue code
			MD	MS	MCS		
			F	F	F		
1	13000-KWW-740	CRANKSHAFT COMP.	1	1	1		
2	13011-KWW-740	RING SET, PISTON(STD.) (RIKEN)	1	1	1		
	13021-KWW-740	RING SET, PISTON(0.25) (RIKEN)	(1)	(1)	(1)		
	13031-KWW-740	RING SET, PISTON(0.50) (RIKEN)	(1)	(1)	(1)		
	13041-KWW-740	RING SET, PISTON(0.75) (RIKEN)	(1)	(1)	(1)		
	13051-KWW-740	RING SET, PISTON(1.00) (RIKEN)	(1)	(1)	(1)		
3	13101-KWW-740	PISTON(STD.)	1	1	1		
	13102-KWW-740	PISTON(0.25)	(1)	(1)	(1)		
	13103-KWW-740	PISTON(0.50)	(1)	(1)	(1)		
	13104-KWW-740	PISTON(0.75)	(1)	(1)	(1)		
	13105-KWW-740	PISTON(1.00)	(1)	(1)	(1)		
4	13111-087-000	PIN, PISTON	1	1	1		
5	13115-GN5-910	CLIP, PISTON PIN, 13MM	2	2	2		
6	90741-003-010	KEY, WOODRUFF, 4MM	1	1	1		
7	91001-KPH-901	BEARING, RADIAL BALL, 63/22 (FUJIKOSHI)	1	1	1		
	91001-KWB-601	BEARING, RADIAL BALL, 63/22 (NTN)	1	1	1		



Ref. No.	L.O.N.	(Relative ref. Number) Description	F.R.T.
1		(5,7,9) MAINSHAFT, TRANSMISSION	3.1
		.INCLUDES: Engine removal and installation	
2		210141A .Replace countershaft add	0.2
2		(4,6,8,10) COUNTERSHAFT, TRANSMISSION ...	3.1
		.INCLUDES: Engine removal and installation	
		210142A .Replace mainshaft add	0.2
11		213135 SPROCKET, DRIVE	0.2
30		2101C2 BEARING, MAINSHAFT :LEFT	3.1
		.INCLUDES: Engine removal and installation	
31		2101C8 BEARING, COUNTERSHAFT :RIGHT ..	3.8
		.INCLUDES: Engine removal and installation	
32		2101C5 BEARING, MAINSHAFT :RIGHT	3.8
		.INCLUDES: Engine removal and installation	
		2101C6 BEARING, MAINSHAFT :BOTH	4.0
		.INCLUDES: Engine removal and installation	
+		2101C7 BEARING, COUNTERSHAFT :LEFT ..	3.1

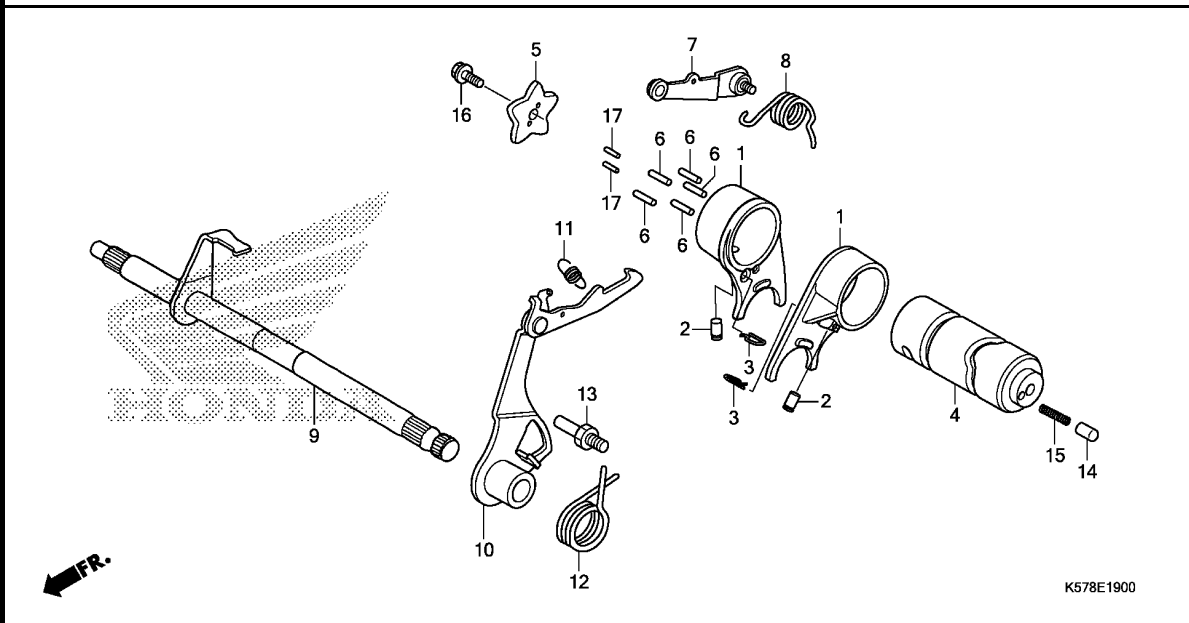
Ref. No.	Part No.	Description	Reqd. QTY			Serial No.	Parts catalogue code
			MD	MS	MCS		
			F	F	F		
1	23211-K03-M60	MAINSHAFT(13T)	1	1	1		
2	23221-K03-M60	COUNTERSHAFT	1	1	1		
3	23415-KWW-A80	BUSH, 15MM	1	1	1		
4	23421-KZV-J00	GEAR, COUNTERSHAFT FIRST(34T) ..	1	1	1		
5	23431-K03-M60	GEAR, MAINSHAFT SECOND(18T) ..	1	1	1		
6	23441-KWW-740	GEAR, COUNTERSHAFT SECOND(28T)	1	1	1		
7	23451-K03-M60	GEAR, MAINSHAFT THIRD(22T) ..	1	1	1		
8	23461-KWW-740	GEAR, COUNTERSHAFT THIRD(25T)	1	1	1		
9	23471-K03-H10	GEAR, MAINSHAFT FOURTH(24T) ..	1	1	1		
10	23481-K03-H10	GEAR, COUNTERSHAFT FOURTH(22T)	1	1	1		
11	23801-KTM-900	SPROCKET, DRIVE(14T)	1	1	1		
12	23802-GN5-910	PLATE, FIXING	1	1	1		
13	23911-KPH-900	COLLAR, LOCK PLATE	1	1	1		
14	24305-KWB-600	SPRING, CHANGE FRICTION	1	1	1		
15	24306-KWB-600	PLATE, DRUM LOCK	1	1	1		
16	90407-KWW-740	WASHER, 6.2X19X2.3	2	2	2		
17	90412-187-000	WASHER, THRUST, 15MM	1	1	1		
18	90412-KPH-900	WASHER, SPECIAL, 12X23	2	2	2		
19	90452-413-000	WASHER, THRUST, 20MM	1	1	1		
20	90452-GB4-770	WASHER, THRUST, 17MM	1	1	1		
21	90461-035-000	WASHER, SPLINE, 17MM	2	2	2		
22	90461-459-010	WASHER, SPLINE, 20MM	1	1	1		
23	90461-KWB-600	WASHER, SPLINE, 20MM	1	1	1		
24	90465-KWB-600	WASHER, LOCK, 20MM	1	1	1		
25	90601-KYY-900	CIRCLIP, 17MM	2	2	2		





Ref. No.	L.O.N.	(Relative ref. Number) Description	F.R.T.
+32		.INCLUDES: Engine removal and installation	
2101C9		BEARING, COUNTERSHAFT :BOTH ..	4.0
2101D4		BEARING, MAINSHAFT AND COUNTERSHAFT :ALL	4.2
		.INCLUDES: Engine removal and installation	

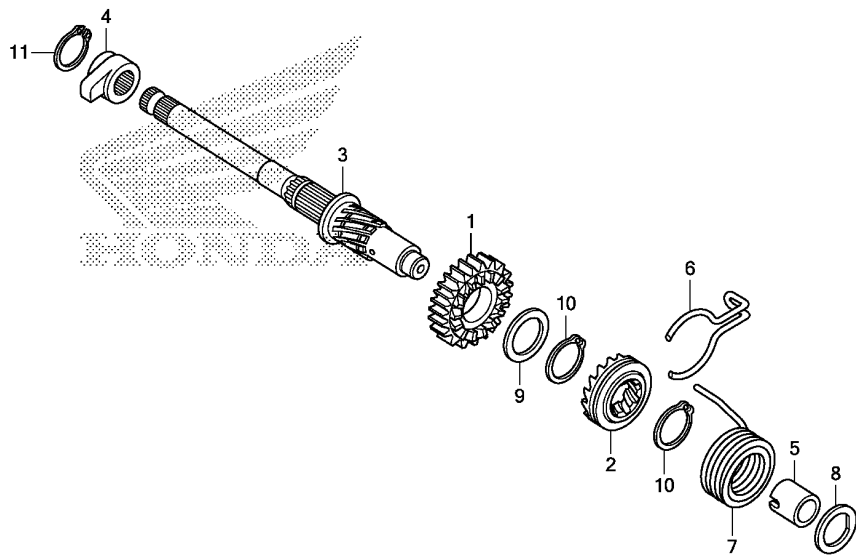
Ref. No.	Part No.	Description	Reqd. QTY			Serial No.	Parts catalogue code
			MD	MS	MCS		
			F	F	F		
26	90602-KYY-900	CIRCLIP, 20MM	1	1	1		
27	91204-KWB-601	OIL SEAL, 17X29X5	1	1	1		
28	92101-06010-0A	BOLT, HEX., 6X10	2	2	2		
29	95701-06012-00	BOLT, FLANGE, 6X12	2	2	2		
30	96100-60010-00	BEARING, RADIAL BALL, 6001 ..	1	1	1		
31	96100-62010-00	BEARING, RADIAL BALL, 6201 ..	1	1	1		
32	96100-62030-00	BEARING, RADIAL BALL, 6203 ..	2	2	2		



Ref. No.	L.O.N.	(Relative ref. Number) Description	F.R.T.
1	210112	(2,3) FORK, GEARSHIFTINCLUDES: Engine removal and installation .NOTE: Same time for two units	3.1
4	2101A9	DRUM, GEARSHIFTINCLUDES: Engine removal and installation	3.1
5	2101D6	PLATE, GEARSHIFT DRUM STOPPER (8)	1.0
7	210125	STOPPER OR SPRING, SHIFT DRUM	1.0
9	210122	SPINDLE, GEARSHIFT (12)	1.1
10	210127	ARM, GEARSHIFT	1.1

Ref. No.	Part No.	Description	Reqd. QTY			Serial No.	Parts catalogue code
			MD	MS	MCS		
			F	F	F		
1	24211-KWW-741	FORK, GEARSHIFT	2	2	2		
2	24261-121-742	PIN, GEARSHIFT FORK GUIDE ...	2	2	2		
3	24263-028-000	CLIP, GEARSHIFT FORK GUIDE PIN	2	2	2		
4	24301-KWW-741	DRUM, GEARSHIFT	1	1	1		
5	24411-KWW-740	PLATE, GEARSHIFT DRUM STOPPER	1	1	1		
6	24421-200-000	PIN, GEARSHIFT DRUM	5	5	5		
7	24430-GB4-772	ARM COMP., SHIFT DRUM STOPPER	1	1	1		
8	24435-KWW-C00	SPRING, SHIFT DRUM STOPPER ..	1	1	1		
9	24610-KWW-740	SPINDLE COMP., GEARSHIFT	1	1	1		
10	24630-K57-V00	ARM COMP., GEARSHIFT	1	1	1		
11	24641-041-000	SPRING, GEARSHIFT ARM	1	1	1		
12	24651-041-000	SPRING, GEARSHIFT RETURN	1	1	1		
13	24652-KPH-900	PIN, SHIFT RETURN SPRING	1	1	1		
14	35751-KVL-V31	CAP, CHANGE SWITCH CONTACT ..	1	1	1		
15	35752-KPH-900	SPRING, CHANGE SWITCH CONTACT	1	1	1		
16	90071-171-010	BOLT, KNOCK, 6MM	1	1	1		
17	96220-30100	ROLLER, 3X10	2	2	2		

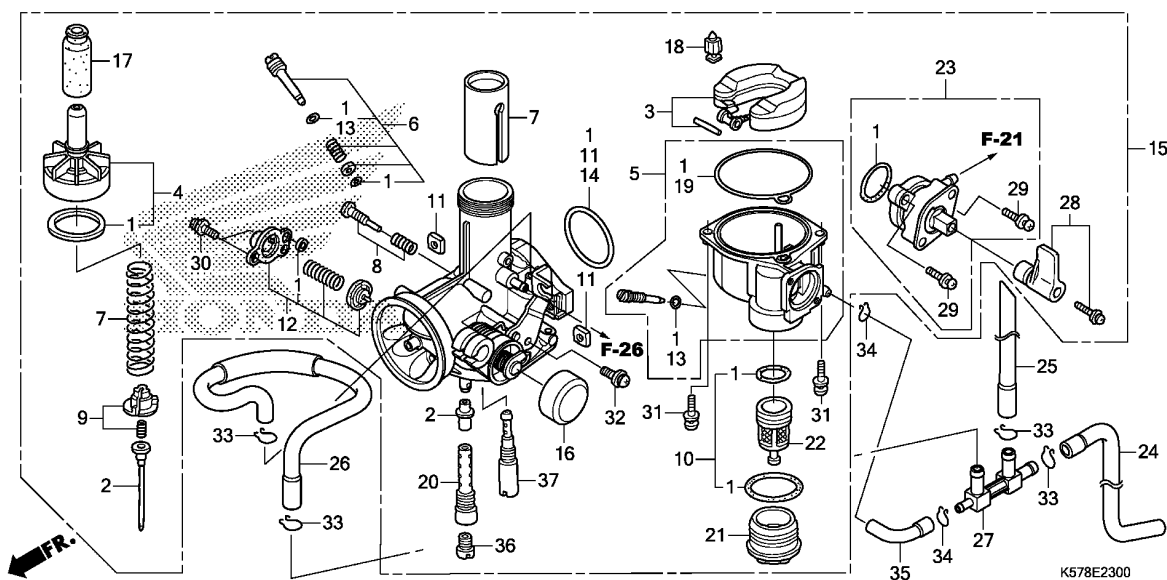




K578E2000

Ref. No.	L.O.N.	(Relative ref. Number) Description	F.R.T.
1		(2,6)	
1121A0		PINION, KICK STARTER	3.0
.INCLUDES: Engine removal and installation			
3	1121A2	SPINDLE, KICK STARTER	3.0
.INCLUDES: Engine removal and installation			
7	112103	SPRING, KICK STARTER RETURN ..	3.0
.INCLUDES: Engine removal and installation			

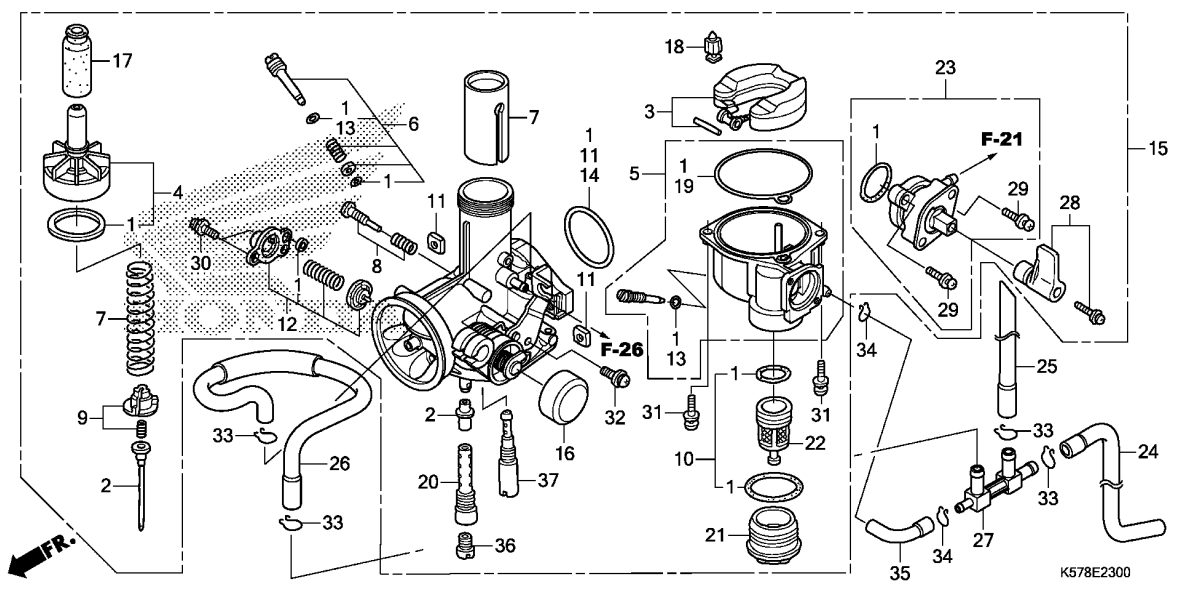
Ref. No.	Part No.	Description	Reqd. QTY			Serial No.	Parts catalogue code
			MD	MS	MCS		
			F	F	F		
1	28211-KWW-B10	PINION, KICK STARTER(23T) (CHONGQING LIANGJIANG)	1	1	1		
2	28221-KWW-B10	RATCHET, STARTER DRIVE (CHONGQING LIANGJIANG)	1	1	1		
3	28251-KWW-B10	SPINDLE, KICK STARTER (CHONGQING LIANGJIANG)	1	1	1		
4	28262-KWB-600	RETAINER, KICK SPINDLE	1	1	1		
5	28265-KWW-B10	COLLAR, KICK SPRING (CHONGQING LIANGJIANG)	1	1	1		
6	28271-KWW-B10	SPRING, FRICTION STARTER GEAR (CHONGQING LIANGJIANG)	1	1	1		
7	28281-KWW-B10	SPRING, KICK RETURN (CHONGQING LIANGJIANG)	1	1	1		
8	90451-KWW-B10	WASHER, SPECIAL, 14MM (RUI'AN CHANGJIANG)	1	1	1		
9	90454-KWW-B10	WASHER B, THRUST, 20MM (RUI'AN CHANGJIANG)	1	1	1		
10	90605-KWW-B10	SET RING, 20MM(OCHIAI)	2	2	2		
11	94510-16000	CIRCLIP, EXTERNAL, 16MM	1	1	1		



Ref. No.	L.O.N.	(Relative ref. Number) Description	F.R.T.
2	3111A3	NEEDLE, JET	0.9
3		(18)	
	311120	FLOAT OR FLOAT VALVE	0.8
4	3111A5	TOP SET, CARBURETOR	0.4
5	3111A6	CHAMBER, FLOAT	0.7
7	3111A8	VALVE, THROTTLE	0.5
12	3111B8	VALVE, AIR CUT	0.3
15	3111B5	CARBURETOR ASSEMBLY	0.8
23	310110	COCK ASSY., FUEL	0.4
36		(20,37)	
	3111D4	JET, MAIN	0.8

Ref. No.	Part No.	Description	Reqd. QTY			Serial No.	Parts catalogue code
			MD	MS	MCS		
			F	F	F		
1	16010-KSS-901	GASKET SET	1	1	1		
2	16012-K57-V01	NEEDLE SET, JET	1	1	1		
3	16013-KPG-901	FLOAT SET	1	1	1		
4	16014-KWB-921	TOP SET	1	1	1		
5	16015-KVV-901	CHAMBER SET, FLOAT	1	1	1		
6	16016-KPH-901	SCREW SET	1	1	1		
7	16022-K07-921	VALVE SET, THROTTLE	1	1	1		
8	16028-KTT-901	SCREW SET	1	1	1		
9	16037-KPH-901	PLATE SET, VALVE	1	1	1		
10	16040-KEV-900	GASKET SET	1	1	1		
11	16041-GB5-D30	NUT SET, SQUARE	1	1	1		
12	16048-KPH-901	VALVE SET, AIR CUT	1	1	1		
13	16075-GHB-640	O-RING, 1.3X4.3	2	2	2		
14	16075-GHB-B40	O-RING, 2.4X25	1	1	1		
15	16100-K57-V01	CARBURETOR ASSY. (PB7ZA A) ...	1	1	1		
16	16148-141-881	CAP, CHOKE DUST	1	1	1		
17	16148-KB1-921	CAP, CABLE SEALING	1	1	1		
18	16155-KRS-861	VALVE COMP., FLOAT	1	1	1		
19	16163-GFP-901	GASKET, FLOAT CHAMBER	1	1	1		
20	16165-KWB-921	HOLDER, NEEDLE JET	1	1	1		
21	16175-GB0-911	CUP, FUEL STRAINER	1	1	1		
22	16176-GB0-911	SCREEN, FUEL STRAINER	1	1	1		
23	16951-KSS-901	BODY SET, COCK	1	1	1		
24	16955-K57-V00	TUBE A	1	1	1		
25	16956-K03-M60	TUBE B	1	1	1		



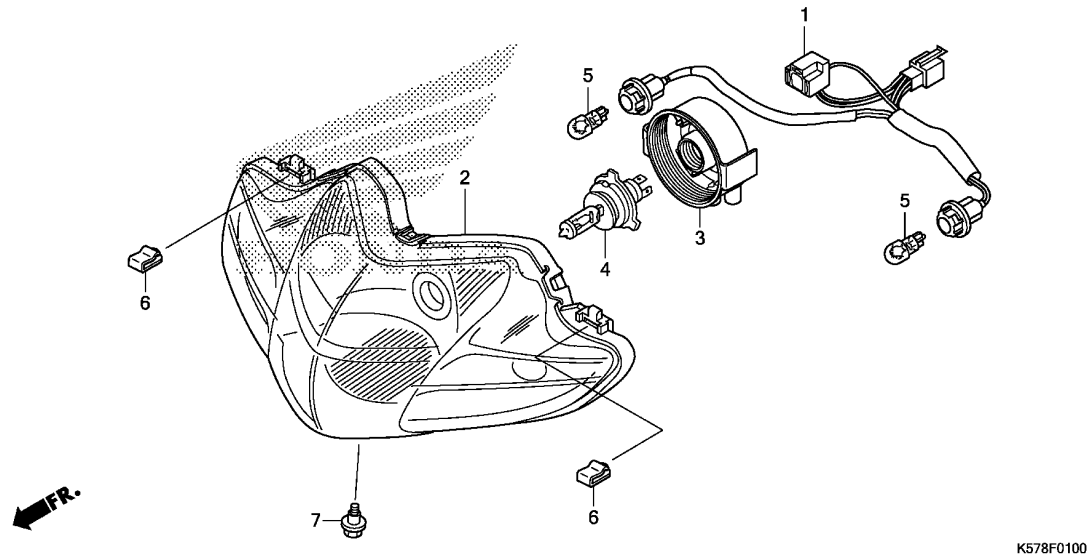


Ref. No.	Part No.	Description	Reqd. QTY			Serial No.	Parts catalogue code
			AFS110				
			MD	MS	MCS		
			F	F	F		
26	16957-K03-M60	TUBE C	1	1	1		
27	16960-KWW-E40	JOINT, FOUR WAY	1	1	1		
28	16963-KSS-901	LEVER SET, COCK	1	1	1		
29	93892-03012-18	SCREW-WASHER, 3X12	2	2	2		
30	93892-04010-18	SCREW-WASHER, 4X10	2	2	2		
31	93892-04014-08	SCREW-WASHER, 4X14	2	2	2		
32	93892-05010-18	SCREW-WASHER, 5X10	1	1	1		
33	95002-02089	CLIP, TUBE(B8)	4	4	4		
34	95002-02659	CLIP, TUBE(B6.5)	2	2	2		
35	95005-35045-50	TUBE, 3.5X45	1	1	1		
36	99101-KWP-0900	JET, MAIN, #90	1	1	1		
37	99103-KPH-0350	JET, SLOW, #35	1	1	1		

F-1

HEADLIGHT

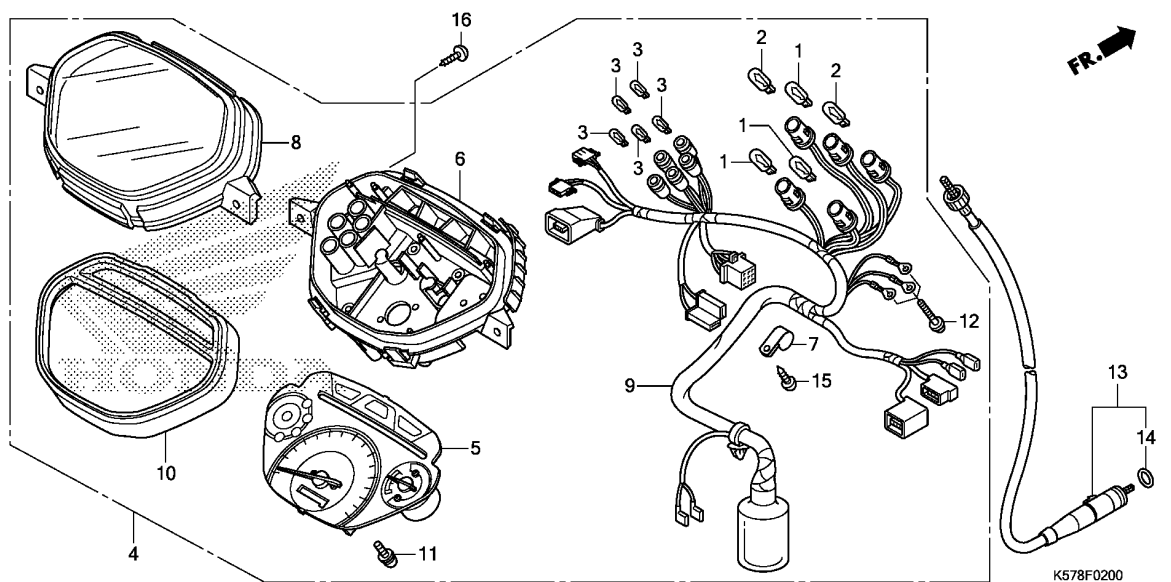
G 1



Ref. No.	L.O.N.	(Relative ref. Number) Description	F.R.T.
1	6161B1	SOCKET, HEADLIGHT	0.2
2	6161A7	HEADLIGHT UNIT	0.3
4		(3)	
	616118	BULB, HEADLIGHT	0.2
5	616133	BULB, WINKER :FRONT	0.2
		.NOTE: Same time for two units	
	6161G0	BULB, WINKER :FOR 1 VEHICLE ..	0.3

Ref. No.	Part No.	Description	Reqd. QTY			Serial No.	Parts catalogue code
			MD	MS	MCS		
			F	F	F		
1	33105-K57-V01	SOCKET COMP., HEADLIGHT	1	1	1		
2	33110-K57-V01	HEADLIGHT UNIT(12V 35/35W) ..	1	1	1		
3	33126-K09-841	COVER, RUBBER	1	1	1		
4	34901-K57-V01	BULB, HEADLIGHT(HS1) (12V 35/35W)	1	1	1		
5	34905-KAN-W01	BULB, WINKER(12V 10W)(AMBER) (STANLEY)	2	2	2		
6	53209-GAH-000	CLIP, HEADLIGHT	2	2	2		
7	90101-GJ6-000	BOLT, ADJUSTING	1	1	1		

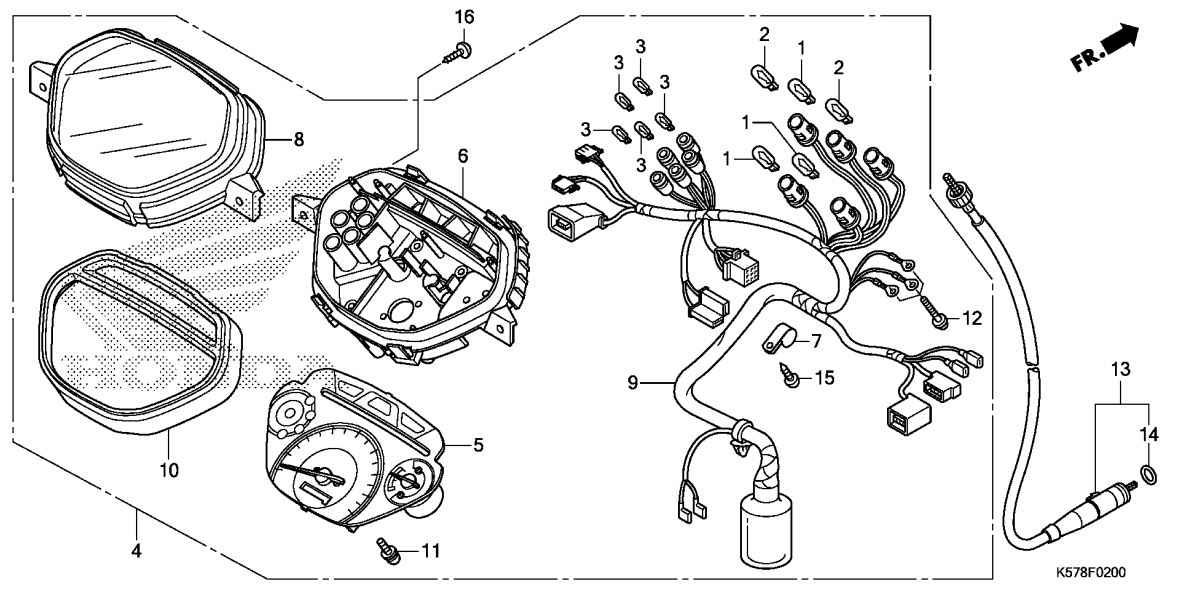
3



Ref. No.	L.O.N.	(Relative ref. Number) Description	F.R.T.
1		(2,3) BULB, METER	0.2
	6161G3	.NOTE: Same time for two units or more	
4	8121A1	METER ASSY., COMBINATION	0.8
5	8121A2	METER, COMBINATION	1.0
6	8121B3	CASE, METER	0.9
8		(10) 8121B7 LENS, METER	0.8
9	6161G4	SOCKET ASSY., METER BULB	0.7
13	811160	CABLE, SPEEDOMETER	0.6

3

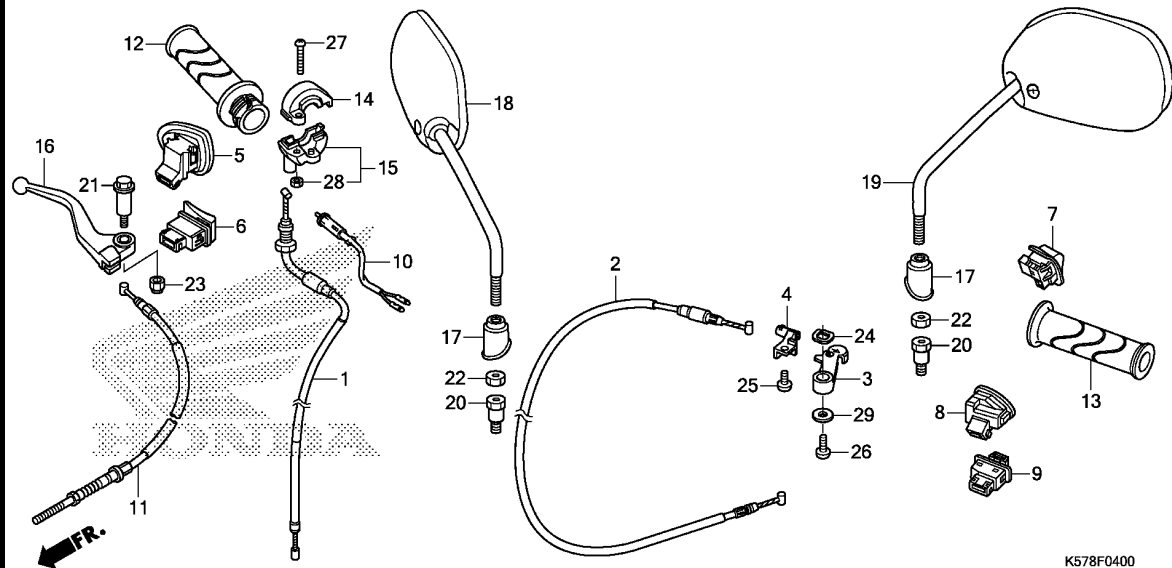
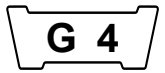
Ref. No.	Part No.	Description	Reqd. QTY			Serial No.	Parts catalogue code
			MD	MS	MCS		
1	34908-KVE-900	BULB, WEDGE BASE(T10) (12V 1.7W)(TOSHIBA)	3	-	3		
	34908-MB9-871	BULB, WEDGE BASE(T10) (12V 1.7W)(STANLEY)	3	-	3		
	34909-GCC-C51	BULB, WEDGE BASE(T10) (12V 1.7W)	3	-	3		
	34907-K57-V01	-	3	-		
2	34908-GA7-701	BULB, WEDGE BASE(T10) (12V 3.4W)(NIPPON SEIKI)	2	-	2		
	34908-GCC-C51	BULB, WEDGE BASE(T10) (12V 3.4W)	2	-	2		
	34909-KVR-600	BULB, WEDGE BASE(T10) (12V 3.4W)(TOSHIBA)	2	-	2		
	34908-K57-V01	BULB, WEDGE BASE(T10) (12V 3.4W)	-	2	-		
3	34908-MG9-951	BULB, WEDGE BASE(12V 1.7W) ..	5	-	5		
	34909-K57-V01	BULB, WEDGE BASE(T6.5) (12V 1.7W)	-	5	-		
4	37200-K57-V11	SPEEDOMETER ASSY.	1	-	-		
	37200-K57-V01	-	1	-		
	37200-K57-V21	-	-	1		
5	37210-K57-V11	METER COMP., SPEED & FUEL ...	1	-	1		
	37210-K57-V01	SPEEDOMETER COMP.	-	1	-		
6	37214-K57-V11	CASE	1	-	1		
	37214-K57-V01	-	1	-		
7	37215-MB6-831	CLAMP	1	-	1		
	37215-K57-V01	-	1	-		
8	37221-KEV-901	LENS	1	-	1		



Ref. No.	Part No.	Description	Reqd. QTY			Serial No.	Parts catalogue code
			MD	MS	MCS		
(8)	37221-K57-V01	LENS	-	1	-		
9	37224-K57-V11	SOCKET COMP.	1	-	-		
	37224-K57-V01	-	1	-		
	37224-K57-V21	-	-	1		
10	37302-K57-V11	PLATE ASSY., REFLECTING	1	-	1		
	37302-K57-V01	-	1	-		
11	90035-166-008	SCREW-WASHER, SPECIAL, 4X10 ..	2	-	2		
	37304-K57-V01	-	2	-		
12	37305-KE5-008	SCREW-WASHER, 3X22	3	-	3		
	37305-K57-V01	-	3	-		
13	44830-KWW-640	CABLE ASSY., SPEEDOMETER	1	1	1		
14	91256-KK3-840	O-RING, 10X1.5	1	1	1		
15	93903-24420	SCREW, TAPPING, 4X16	1	1	1		
16	93903-35310	SCREW, TAPPING, 5X16	2	2	2		

F-4

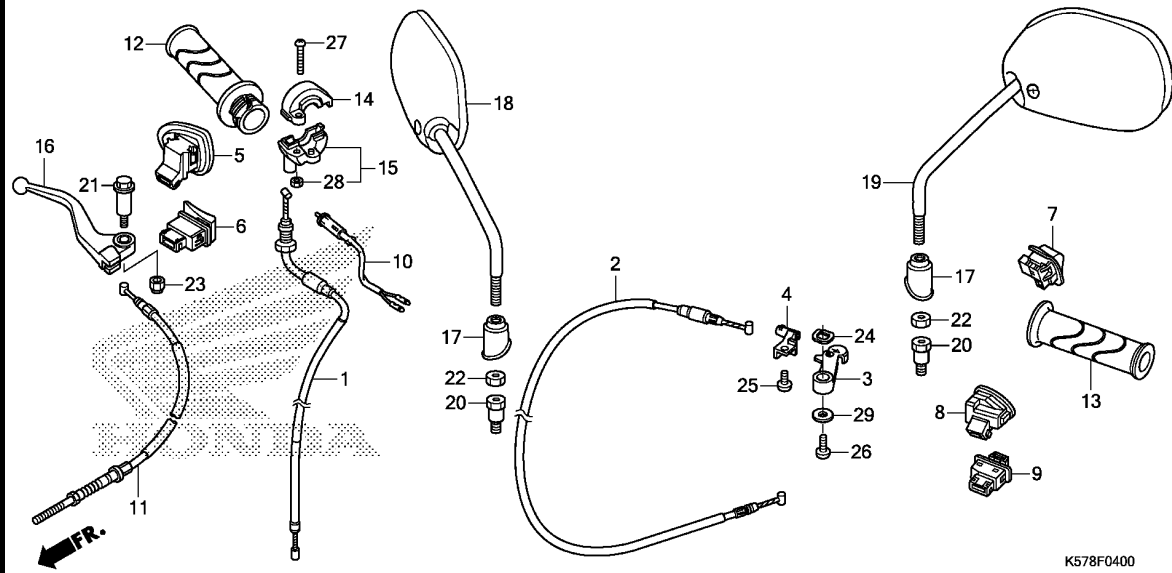
HANDLE GRIP/SWITCH/CABLE/MIRROR



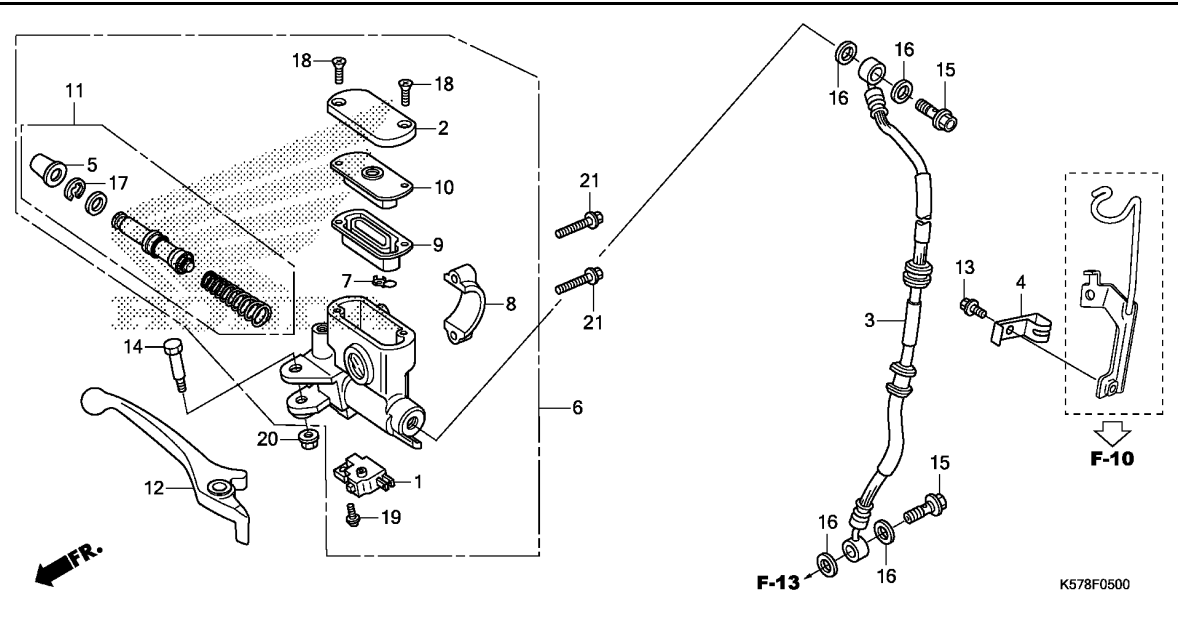
Ref. No.	L.O.N.	(Relative ref. Number) Description	F.R.T.
1	811100	CABLE, THROTTLE	0.8
2	811120	CABLE, CHOKE	0.6
3	810140	LEVER, CHOKE :HANDLE SIDE	0.1
5	6151C1	SWITCH, LIGHTING	0.4
6	615116	SWITCH, STARTER	0.4
7	615117	SWITCH, DIMMER	0.4
8	6151A3	SWITCH, HORN	0.4
9	615118	SWITCH, WINKER	0.4
10	6151B2	SWITCH, FRONT STOP	0.4
11	811125	CABLE, FRONT BRAKE	0.5
12	810150	GRIP, THROTTLE	0.4
13	8101C0	GRIP, HANDLE :LEFT	0.1
15	810155	HOUSING, THROTTLE	0.4
16	8101C7	LEVER, HANDLE :RIGHT	0.3

3

Ref. No.	Part No.	Description	Reqd. QTY			Serial No.	Parts catalogue code
			AFS110				
			MD	MS	MCS		
			F	F	F		
1	17910-K57-V01	CABLE COMP., THROTTLE	1	1	1		
2	17950-KWW-A00	CABLE COMP., CHOKE	1	1	1		
3	17961-KFM-900	LEVER, CHOKE	1	1	1		
4	17962-KTM-850	STOPPER, CABLE	1	1	1		
5	35150-KYZ-V01	SWITCH UNIT, LIGHTING	1	1	1		
6	35160-KYZ-901	SWITCH UNIT, STARTER	1	1	1		
7	35170-KYZ-901	SWITCH UNIT, DIMMER	1	1	1		
8	35180-K03-N31	SWITCH UNIT, HORN(TOYO DENSO)	1	1	1		
9	35200-K03-N31	SWITCH UNIT, WINKER (TOYO DENSO)	1	1	1		
10	35340-KPH-901	SWITCH ASSY., FR. STOP	1	-	-		
11	45450-K57-V10	CABLE COMP., FR. BRAKE	1	-	-		
12	53140-KWW-620	GRIP COMP., THROTTLE	1	1	1		
13	53166-KWB-600	GRIP, L. HANDLE	1	1	1		
14	53167-KFM-900	HOUSING, UPPER THROTTLE	1	1	1		
15	53168-KFM-902	HOUSING, UNDER THROTTLE	1	1	1		
16	53175-KWW-C00	LEVER COMP., R. HANDLE	1	-	-		
17	88113-KWW-A00	CAP, LOCK NUT	2	2	2		
18	88210-K03-M60	MIRROR COMP., R.	1	1	1		
19	88220-K03-M60	MIRROR COMP., L.	1	1	1		
20	90003-MY5-720	BOLT, ADAPTER, 10MM	2	2	2		
21	90113-KZV-V30	BOLT, R. HANDLE LEVER PIVOT	1	-	-		
22	90201-MW3-620	NUT, HEX., 10MM (LEFT HAND THREAD)	2	2	2		
23	90302-435-761	NUT, HEX., 5MM	1	-	-		



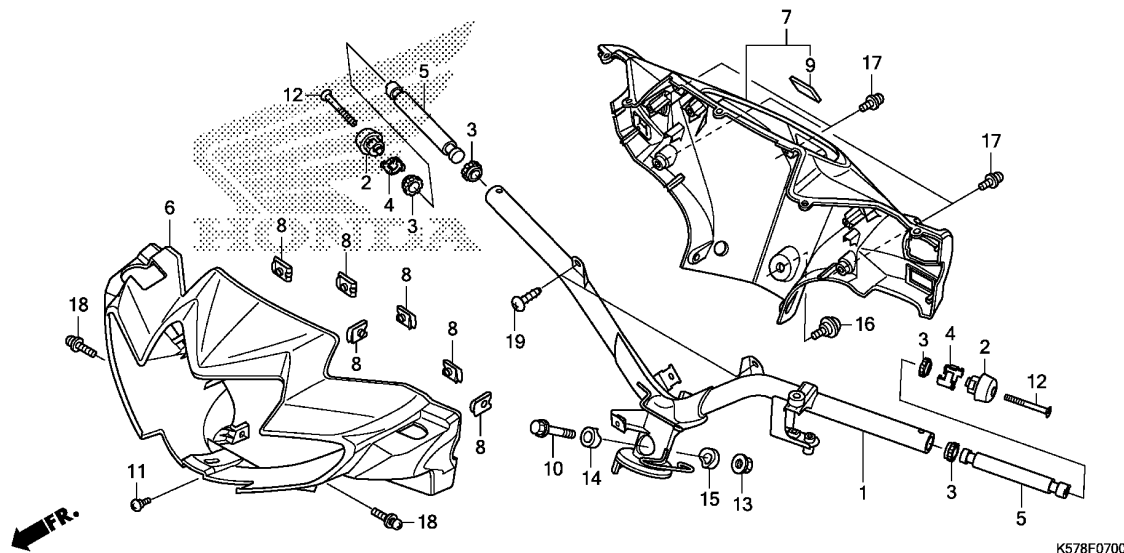
Ref. No.	Part No.	Description	Reqd. QTY			Serial No.	Parts catalogue code
			AFS110				
			MD	MS	MCS		
			F	F	F		
24	90442-147-000	WASHER, WAVE	1	1	1		
25	93500-05010-0G	SCREW, PAN, 5X10	1	1	1		
26	93500-05012-0G	SCREW, PAN, 5X12	1	1	1		
27	93500-05025-0G	SCREW, PAN, 5X25	1	1	1		
28	94001-05070-0S	NUT, HEX., 5MM	1	1	1		
29	94103-05700	WASHER, PLAIN, 5MM	1	1	1		



Ref. No.	L.O.N.	(Relative ref. Number) Description	F.R.T.
1	6151B2	SWITCH, FRONT STOP	0.2
3	7121A0	HOSE, FRONT BRAKE	0.7
		.INCLUDES: Bleed brakes	
6	712105	CYLINDER, FRONT BRAKE MASTER .	0.6
		.INCLUDES: Bleed brakes	
9	7121G6	DIAPHRAGM, FRONT BRAKE MASTER	
		CYLINDER	0.1
11	7121G9	PISTON SET, FRONT BRAKE MASTER	0.6
		.INCLUDES: Bleed brakes	
12	8101C7	LEVER, HANDLE :RIGHT	0.3

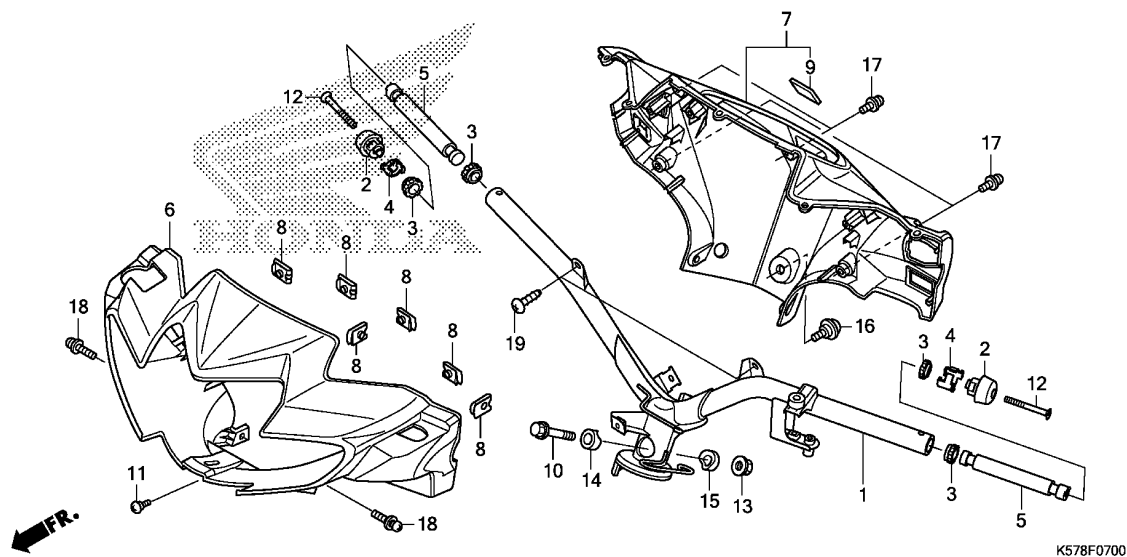
3

Ref. No.	Part No.	Description	Reqd. QTY			Serial No.	Parts catalogue code
			MD	MS	MCS		
			F	F	F		
1	35340-KWB-601	SWITCH ASSY., FR. STOP	-	1	1		
2	43513-KBP-881	CAP, MASTER CYLINDER	-	1	1		
3	45126-K57-V00	HOSE COMP., FR. BRAKE	-	1	1		
4	45157-KWW-A00	CLAMPER B, BRAKE HOSE	-	1	1		
5	45504-410-003	BOOT COMP.	-	1	1		
6	45510-K03-T41	CYLINDER SUB ASSY., FR. BRAKE MASTER(NISSIN)	-	1	1		
7	45512-MA6-006	PROTECTOR	-	1	1		
8	45517-GW0-751	HOLDER, MASTER CYLINDER	-	1	1		
9	45520-GW0-911	DIAPHRAGM	-	1	1		
10	45521-GW0-911	PLATE, DIAPHRAGM	-	1	1		
11	45530-KVY-911	CYLINDER SET, MASTER	-	1	1		
12	53175-KRS-T80	LEVER, R. STEERING HANDLE ...	-	1	1		
13	90102-KGH-900	BOLT, FLANGE, 6X10	-	1	1		
14	90114-KGH-900	BOLT, HANDLE LEVER PIVOT	-	1	1		
15	90145-KPH-B30	BOLT, OIL, 10X22(NISSIN)	-	2	2		
16	90545-300-000	WASHER, OIL BOLT	-	4	4		
17	90651-MA5-671	CIRCLIP	-	1	1		
18	93600-04012-1G	SCREW, FLAT, 4X12	-	2	2		
19	93893-04012-17	SCREW-WASHER, 4X12	-	1	1		
20	94050-06000	NUT, FLANGE, 6MM	-	1	1		
21	96001-06022-00	BOLT, FLANGE, 6X22	-	2	2		

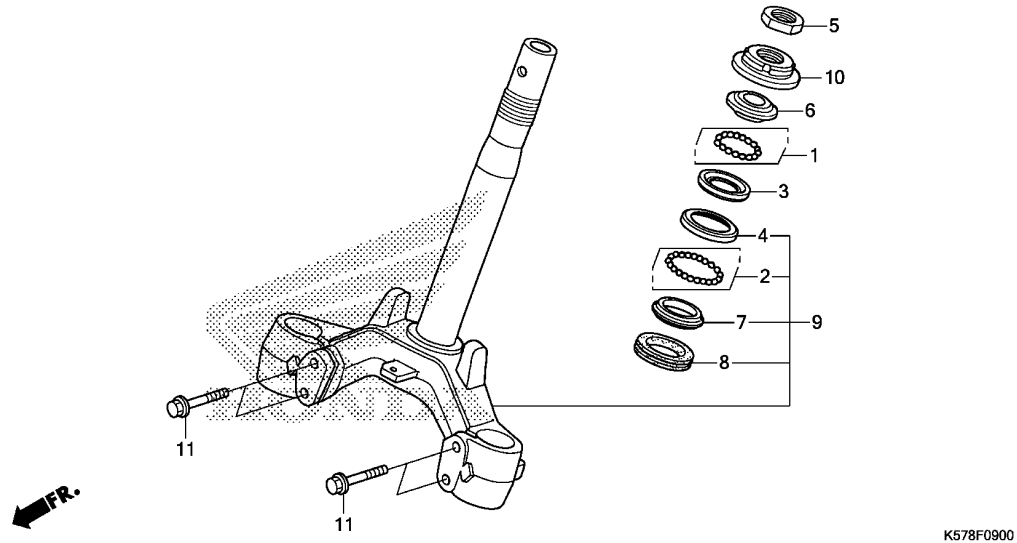


Ref. No.	L.O.N.	(Relative ref. Number) Description	F.R.T.
1	810100	PIPE, STEERING HANDLE	1.4
5		(3,4)	
	8101D6	WEIGHT B, HANDLE :LEFT	0.2
	8101D7	WEIGHT B, HANDLE :RIGHT	0.2
	8101D8	WEIGHT B, HANDLE :BOTH	0.4
6	4131B5	COVER, HANDLE :FRONT	0.3
7	4131B6	COVER, HANDLE :REAR	0.4
	4131U1	COVER, HANDLE :BOTH	0.5

Ref. No.	Part No.	Description	Reqd. QTY			Serial No.	Parts catalogue code
			MD	MS	MCS		
1	53100-K57-V10	PIPE COMP., STEERING HANDLE (DRUM)	1	-	-		
	53100-K57-V00	PIPE COMP., STEERING HANDLE (DISK)	-	1	1		
2	53102-K57-V00	WEIGHT A, STEERING HANDLE ...	2	2	2		
3	53107-KW7-930	RUBBER, HANDLE WEIGHT	4	4	4		
4	53108-KR3-770	RING, HANDLE WEIGHT SNAP	2	2	2		
5	53125-KWW-640	WEIGHT B, STEERING HANDLE ...	2	2	2		
6	53205-K57-V10ZB	COVER, FR. HANDLE(DRUM)	1	-	-		
	NHB55P..PEARL ICEBERG WHITE						
	53205-K57-V10ZC	*NHB25M* POSEIDON BLACK METALLIC	1	-	-		
	53205-K57-V10ZA	*R340C*.....CANDY ROSY RED	1	-	-	----- V	
	53205-K57-V00ZC	COVER, FR. HANDLE(DISK)	-	1	1		
	NHB55P..PEARL ICEBERG WHITE						
	53205-K57-V00ZA	*YR322C*...CANDY BLOOM ORANGE	-	1	-	----- 3V	
	53205-K57-V00ZB	*R340C*.....CANDY ROSY RED	-	1	-	----- 3V	
	53205-K57-V00ZE	*NHA62M* MAGNETITE SILVER METALLIC	-	1	-	----- 3V	
	NHB25M POSEIDON BLACK METALLIC						
	53205-K57-V00ZD	*YR322C*...CANDY BLOOM ORANGE	-	1	-	----- V	
	R340C.....CANDY ROSY RED						
	53205-K57-V00ZA	*YR322C*...CANDY BLOOM ORANGE	-	-	1		
	53205-K57-V00ZB	*R340C*.....CANDY ROSY RED	-	-	1		
	53205-K57-V00ZE	*NHA62M* MAGNETITE SILVER METALLIC	-	-	1		
7	53250-K57-V00ZA	COVER COMP., RR. HANDLE	1	1	1		
	NH1.....BLACK						
8	64521-MN5-000	NUT, CLIP, 4MM	6	6	6		



Ref. No.	Part No.	Description	Reqd. QTY			Serial No.	Parts catalogue code
			MD	MS	MCS		
			AFS110				
			F	F	F		
9	86150-KTJ-C60	EMBLEM, PRODUCT(SHINKO)	1	1	1		
10	90102-KWW-640	BOLT, FLANGE, 10X48	1	1	1		
11	90104-KPH-900	SCREW, SPECIAL, 5MM	1	1	1		
12	90191-KWB-600	SCREW, OVAL, 6X45	2	2	2		
13	90304-KGH-901	NUT, U, 10MM	1	1	1		
14	90501-KPH-880	COLLAR A, HANDLE SETTING	1	1	1		
15	90505-KPH-880	COLLAR B, HANDLE SETTING	1	1	1		
16	91509-GE2-760	SCREW, PAN, 5X11.5	1	1	1		
17	93891-04012-07	SCREW-WASHER, 4X12	4	4	4		
18	93891-04016-07	SCREW-WASHER, 4X16	2	2	2		
19	93903-34410	SCREW, TAPPING, 4X16	2	2	2		



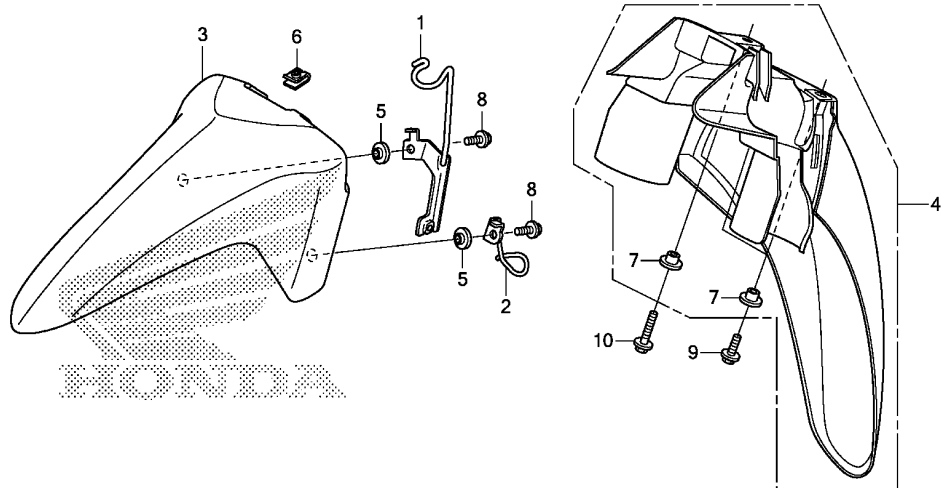
Ref. No.	L.O.N.	(Relative ref. Number) Description	F.R.T.
3		(1)	
3	5101A0	RACE, STEERING BALL :UPPER ...	1.7
4	5101A1	RACE, STEERING BALL :LOWER ...	1.7
	5101C9	RACE, STEERING BALL :BOTH	1.7
6	5101A9	RACE, STEERING TOP CONE	1.1
7		(2,8)	
	5101B0	RACE, STEERING BOTTOM CONE ...	1.8
9	510100	STEM OR SHAFT ASSY., STEERING	1.7
10	5101B2	THREAD, STEERING HEAD TOP	1.1

Ref. No.	Part No.	Description	Reqd. QTY			Serial No.	Parts catalogue code
			MD	MS	MCS		
			F	F	F		
1	06530-GBG-B20	BALL SET, STEEL, #6X23	1	1	1		
2	06531-GBG-B20	BALL SET, STEEL, #6X29	1	1	1		
3	50301-GN5-901	RACE, STEERING TOP BALL	1	1	1		
4	50302-GN5-900	RACE, STEERING BOTTOM BALL ..	1	1	1		
5	50306-GN5-900	NUT, STEERING STEM LOCK	1	1	1		
6	53211-GN5-900	RACE, STEERING TOP CONE	1	1	1		
7	53212-GN5-900	RACE, STEERING BOTTOM CONE ..	1	1	1		
8	53214-GN5-900	DUST SEAL, STEERING HEAD	1	1	1		
9	53219-KWW-B20	STEM SUB ASSY., STEERING	1	1	1		
10	53220-GN5-850	THREAD COMP., STEERING HEAD					
		TOP	1	1	1		
11	95801-10045-00	BOLT, FLANGE, 10X45	4	4	4		

F-10

FRONT FENDER

G10



K578F1000

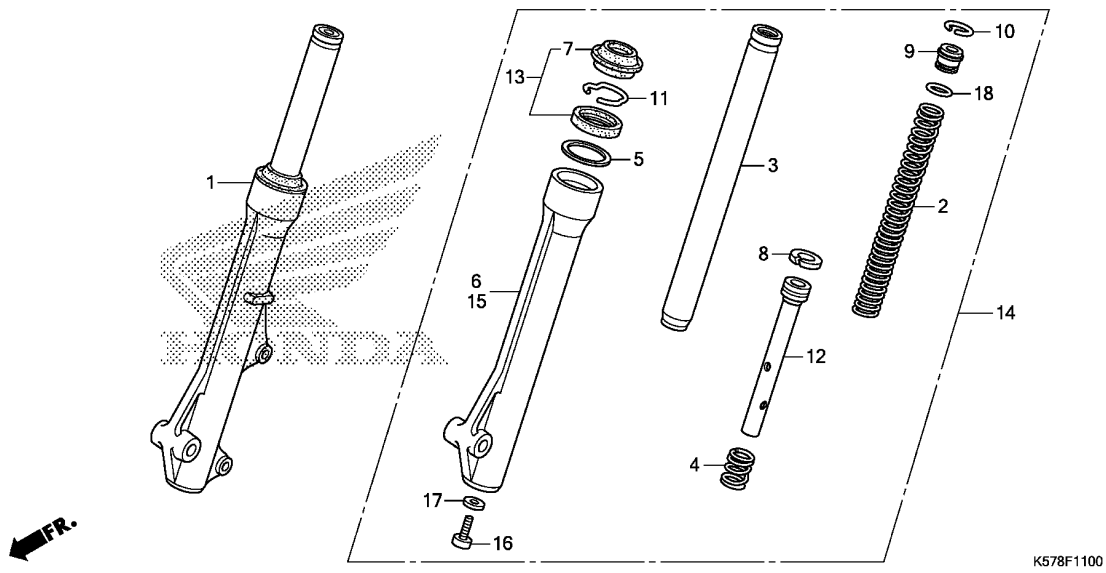
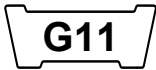
Ref. No.	L.O.N.	(Relative ref. Number) Description	F.R.T.
3	413103	FENDER A, FRONT	0.4
4	413104	FENDER B, FRONT	0.7

3

Ref. No.	Part No.	Description	Reqd. QTY			Serial No.	Parts catalogue code
			MD	AFS110 MS	MCS		
			F	F	F		
1	45156-KWZ-900	CLAMPER, BRAKE HOSE	-	1	1		
2	45465-KWW-640	GUIDE COMP., BRAKE CABLE	1	1	1		
3	61100-K57-V00ZB	FENDER A, FR.					
		NHB55P..PEARL ICEBERG WHITE	1	1	1		
	61100-K57-V00ZC	*NHB25M*					
		POSEIDON BLACK METALLIC	1	1	1		
	61100-K57-V00ZA	*R340C*.....CANDY ROSY RED	1	-	1	-----	V
			-	1	-	-----	3V
	61100-K57-V00ZD	*NHA62M*					
		MAGNETITE SILVER METALLIC	-	1	-	-----	3V
			-	-	1		
4	61200-KWW-640ZB	FENDER B, FR.					
		NH1.....BLACK	1	1	1		
5	81312-KPH-900	COLLAR, FR. FENDER	2	2	2		
6	90305-KWW-640	NUT, CLIP, 6MM	1	1	1		
7	90503-KBP-900	COLLAR, MAIN SIDE COVER	3	3	3		
8	96001-06012-00	BOLT, FLANGE, 6X12	2	2	2		
9	96001-06014-00	BOLT, FLANGE, 6X14	2	2	2		
10	96001-06025-00	BOLT, FLANGE, 6X25	1	1	1		

F-11

FRONT FORK

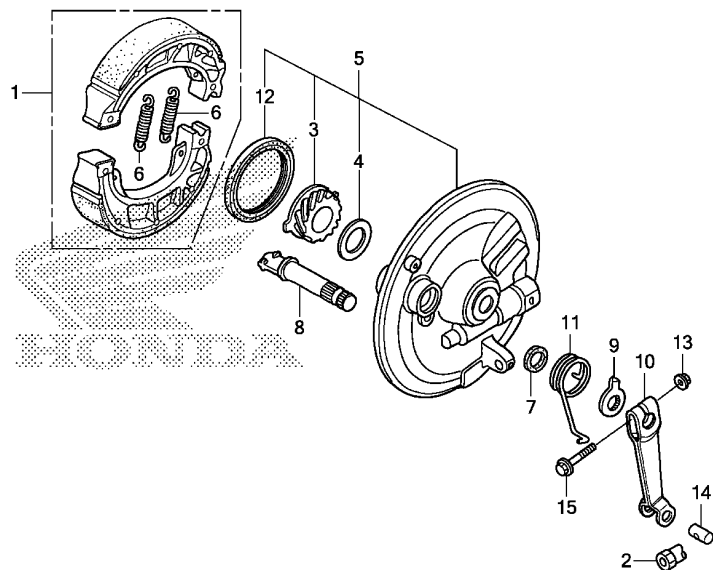


Ref. No.	L.O.N.	(Relative ref. Number) Description	F.R.T.
1	5111C3	FORK ASSY., FRONT :RIGHT	0.6
2	5111C5	SPRING, FRONT FORK :LEFT	0.8
	5111C6	SPRING, FRONT FORK :RIGHT	0.8
	5111C7	SPRING, FRONT FORK :BOTH	1.1
3		(4,8,12)	
	5111G2	PIPE, FRONT FORK :LEFT	0.9
	5111G3	PIPE, FRONT FORK :RIGHT	0.9
	5111G4	PIPE, FRONT FORK :BOTH	1.4
6	5111D2	CASE, BOTTOM :RIGHT	1.0
13	5111E7	SEAL SET, FRONT FORK :LEFT ...	1.0
	5111E8	SEAL SET, FRONT FORK :RIGHT ..	1.0
	5111E9	SEAL SET, FRONT FORK :BOTH ...	1.6
14	5111C2	FORK ASSY., FRONT :LEFT	0.6
	5111C4	FORK ASSY., FRONT :BOTH	0.8
15	5111D1	CASE, BOTTOM :LEFT	1.0
	5111D3	CASE, BOTTOM :BOTH	1.6

K578F1100

Ref. No.	Part No.	Description	Reqd. QTY			Serial No.	Parts catalogue code
			MD	MS	MCS		
			F	F	F		
1	51400-K57-V10	FORK ASSY., R. FR.	1	-	-		
	51400-K57-V00	-	1	1		
2	51401-KWW-A01	SPRING, FR. FORK(SHOWA)	2	2	2		
3	51410-KWB-921	PIPE COMP., FR. FORK(SHOWA) ..	2	2	2		
4	51412-GN5-901	SPRING, REBOUND(SHOWA)	2	2	2		
5	51412-KWB-601	RING, BACK UP	2	2	2		
6	51420-KWW-641	CASE COMP., R. FR. BOTTOM (SHOWA)	1	-	-		
	51420-KWW-651	-	1	1		
7	51425-GN5-901	SEAL, DUST(SHOWA)	2	2	2		
8	51437-KWB-601	RING, PISTON	2	2	2		
9	51454-KEV-881	SEAT B, SPRING	2	2	2		
10	51456-KPH-901	RING, STOPPER	2	2	2		
11	51466-065-901	RING, OIL SEAL STOPPER(SHOWA)	2	2	2		
12	51470-KWW-A01	PIPE, SEAT	2	2	2		
13	51490-KGH-901	SEAL SET, FR. FORK(SHOWA) ...	2	2	2		
14	51500-K57-V10	FORK ASSY., L. FR.	1	-	-		
	51500-K57-V00	-	1	1		
15	51520-KWW-641	CASE COMP., L. FR. BOTTOM (SHOWA)	1	-	-		
	51520-KWW-651	-	1	1		
16	90116-KV3-701	BOLT, SOCKET, 8MM(SHOWA)	2	2	2		
17	90544-283-000	WASHER, SPECIAL, 8MM(SHOWA) ..	2	2	2		
18	91356-GM0-003	O-RING, 15.8X2.4(SHOWA)	2	2	2		





Ref. No.	L.O.N.	(Relative ref. Number) Description	F.R.T.
1	711115	SHOE(PAD) SET, BRAKE :FRONT ..	0.3
3		(12)	
	7101C3	GEAR, SPEEDOMETER	0.3
5	7111D0	PANEL, FRONT BRAKE	0.4
8	7111B3	CAM, BRAKE :FRONT	0.4
10	7111C3	ARM, BRAKE :FRONT	0.1

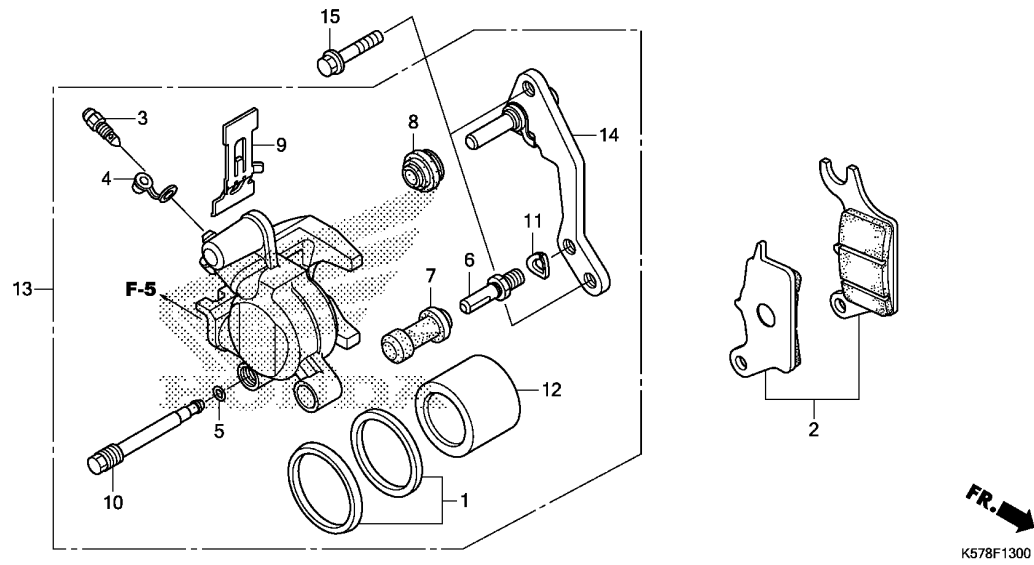
K578F1200

Ref. No.	Part No.	Description	Reqd. QTY			Serial No.	Parts catalogue code
			MD	MS	MCS		
			F	F	F		
1	06430-KPH-900	SHOE SET, BRAKE(NISSIN)	1	-	-		
2	43459-GN5-760	NUT, BRAKE ROD ADJUSTING	1	-	-		
3	44806-KFM-901	GEAR, SPEEDOMETER(19T)	1	-	-		
4	45001-KWW-640	WASHER, SPEEDOMETER GEAR	1	-	-		
5	45010-KWW-640ZA	PANEL SUB COMP., FR. BRAKE *NH364M*SHEEN SILVER METALLIC	1	-	-		
6	45133-028-000	SPRING, BRAKE SHOE	2	-	-		
7	45134-250-000	DUST SEAL, BRAKE CAM	1	-	-		
8	45141-KVR-C00	CAM, FR. BRAKE	1	-	-		
9	45145-KFM-900	INDICATOR, FR. BRAKE	1	-	-		
10	45410-KFM-900	ARM, FR. BRAKE	1	-	-		
11	45435-121-010	SPRING, FR. BRAKE ARM RETURN	1	-	-		
12	91251-KFM-901	OIL SEAL, 42X54X7(NISSIN) ...	1	-	-		
13	94050-06000	NUT, FLANGE, 6MM	1	-	-		
14	95015-32001	JOINT B, BRAKE ARM	1	-	-		
15	95701-06028-00	BOLT, FLANGE, 6X28	1	-	-		

F-13

FRONT BRAKE CALIPER

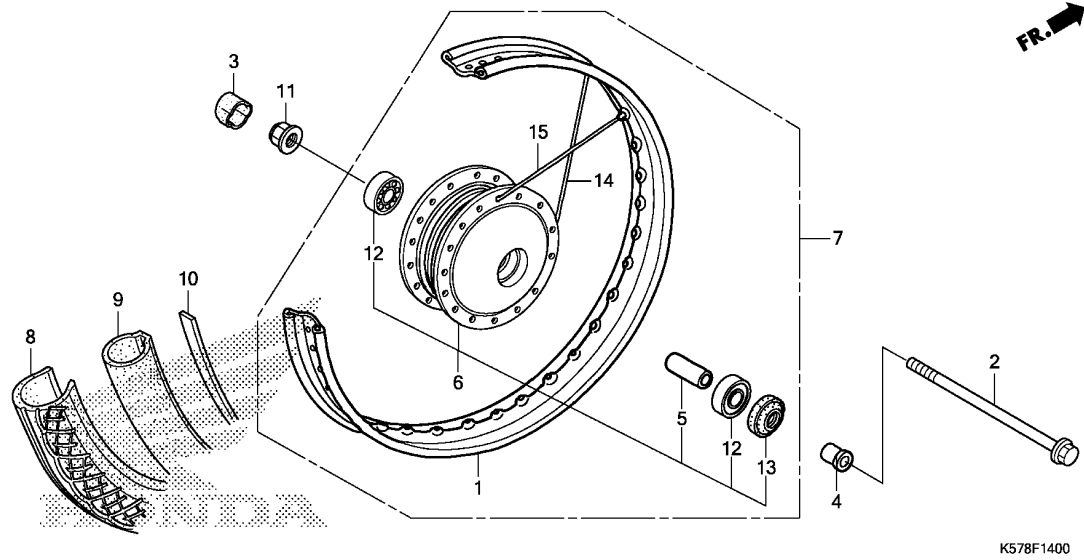
G13



Ref. No.	L.O.N.	(Relative ref. Number) Description	F.R.T.
2	711115	SHOE(PAD) SET, BRAKE :FRONT .. (1)	0.1
12	7111D1	PISTON, FRONT BRAKE CALIPER .. .INCLUDES: Bleed brakes	0.5
13	711130	CALIPER, FRONT BRAKEINCLUDES: Bleed brakes	0.4
14	7111G0	BRACKET, FRONT CALIPER	0.2

Ref. No.	Part No.	Description	Reqd. QTY			Serial No.	Parts catalogue code
			MD	MS	MCS		
			F	F	F		
1	06451-961-405	SEAL SET, PISTON	-	1	1		
2	06455-KWB-601	PAD SET, FR.	-	1	1		
3	43352-568-003	SCREW, BLEEDER(NISSIN)	-	1	1		
4	43353-461-771	CAP, BLEEDER	-	1	1		
5	45111-MAJ-G41	RING, STOPPER	-	1	1		
6	45131-GZ0-006	BOLT, PIN	-	1	1		
7	45132-166-016	BOOT, PIN BUSH(NISSIN)	-	1	1		
8	45133-MA3-006	BOOT B	-	1	1		
9	45208-KWB-601	SPRING, PAD	-	1	1		
10	45215-KPH-951	PIN, HANGER	-	1	1		
11	45216-166-006	WASHER, WAVE	-	1	1		
12	45218-KWB-601	PISTON	-	1	1		
13	45250-KWW-B12	CALIPER SUB ASSY., R. FR. (NISSIN)	-	1	1		
14	45290-KWB-601	BRACKET SUB ASSY., FR.	-	1	1		
15	90131-KGH-900	BOLT, FLANGE, 8X25	-	2	2		

3



Ref. No.	L.O.N.	(Relative ref. Number) Description	F.R.T.
1	710109	RIM, WHEEL :FRONT	2.2
2		(13)	
	710151	AXLE, FRONT WHEEL	0.2
6		(14,15)	
	710103	HUB, FRONT WHEEL	2.3
7	710104	FRONT WHEEL	0.7
8		(9,10)	
	7101J8	FRONT TIRE AND/OR TUBE(ONE) ..	0.7
12	710115	BEARING, FRONT WHEEL(ONE)	0.4
	710115G	.Replace 1 bearing add	0.1

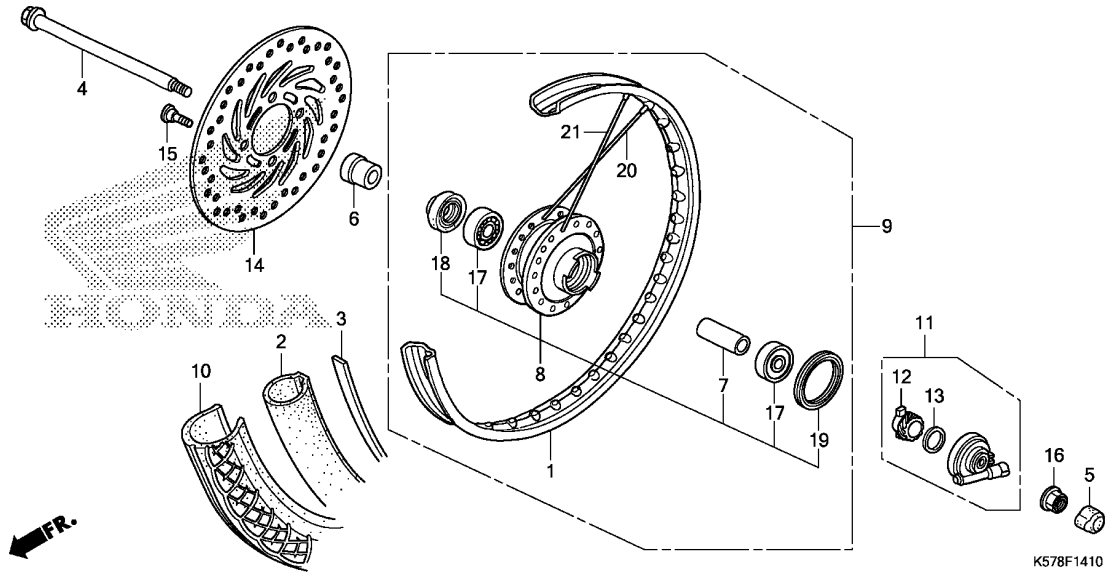
3

Ref. No.	Part No.	Description	Reqd. QTY			Serial No.	Parts catalogue code
			MD	MS	MCS		
			F	F	F		
1	42701-KW7-901	RIM, WHEEL(1.40X17)	1	-	-		
2	44301-KWW-640	AXLE, FR. WHEEL	1	-	-		
3	44302-383-610	CAP, AXLE NUT	1	-	-		
4	44311-KPH-900	COLLAR, FR. WHEEL SIDE	1	-	-		
5	44620-400-000	COLLAR, FR. AXLE DISTANCE ...	1	-	-		
6	44635-K03-H20ZA	HUB SUB ASSY., FR. *NH364M*SHEEN SILVER METALLIC	1	-	-		
7	44650-K03-M30ZA	WHEEL SUB ASSY., FR. *NH364M*SHEEN SILVER METALLIC	1	-	-		
8	44711-KWW-B22	TIRE, FR.(VEE) (70/90-17 M/C 38P)	1	-	-		
9	44712-KWW-B22	TUBE, TIRE(VEE)(70/90-17) ...	1	-	-		
10	44713-KWW-B22	FLAP, TIRE(VEE)(17X1.40)	1	-	-		
11	90306-KGH-901	NUT, U, 12MM(FUJI SEIMITSU) .	1	-	-		
12	91052-K24-901	BEARING, RADIAL BALL(6201U L) (NSK)	2	-	-		
	91052-K24-902	BEARING, RADIAL BALL(6201U L) (NTN)	2	-	-		
	91052-K24-903	BEARING, RADIAL BALL(6201U L) (FUJIKOSHI)	2	-	-		
	91052-K24-904	BEARING, RADIAL BALL(6201U L) (FAG)	2	-	-		
13	91251-KPH-901	DUST SEAL, 21X37X7(ARAI)	1	-	-		
14	97224-31156-KO	SPOKE SET A, 11X158	18	-	-		
		(INSIDE)					
15	97574-31155-KO	SPOKE SET A, 11X157.5	18	-	-		
		(OUTSIDE)					

F-14-10

FRONT WHEEL(AFS110MS)

G15



Ref. No.	L.O.N.	(Relative ref. Number) Description	F.R.T.
1	710109	RIM, WHEEL :FRONT	2.2
4		(18,19)	
	710151	AXLE, FRONT WHEEL	0.2
8		(20,21)	
	710103	HUB, FRONT WHEEL	2.3
9	710104	FRONT WHEEL	0.8
10		(2,3)	
	7101J8	FRONT TIRE AND/OR TUBE(ONE) ..	0.7
11	710145	GEARBOX ASSY., SPEEDOMETER ...	0.2
14	711120	DISC, FRONT BRAKE	0.3
17	710115	BEARING, FRONT WHEEL(ONE)	0.4
	710115G	.Replace 1 bearing add	0.1

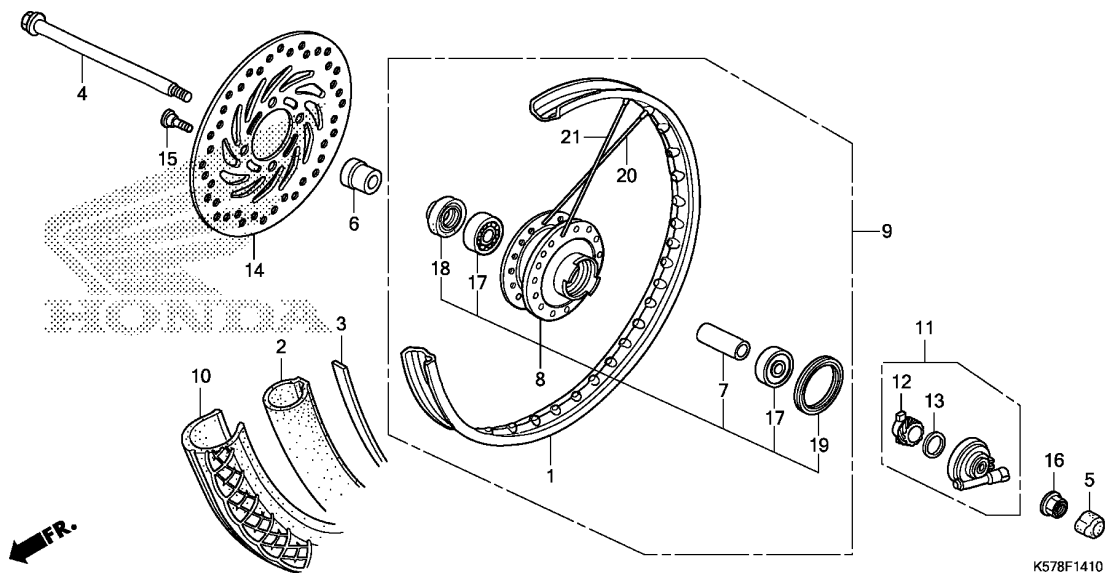
Ref. No.	Part No.	Description	Reqd. QTY			Serial No.	Parts catalogue code
			MD	MS	MCS		
			F	F	F		
1	42701-KW7-901	RIM, WHEEL(1.40X17)	-	1	-		
2	42712-041-154	TUBE, TIRE(IRC)(70/90-17) ...	-	1	-		
	44712-KWW-B22	TUBE, TIRE(VEE)(70/90-17) ...	-	1	-		
	44712-KWW-E01	TUBE, TIRE(CHENG SHIN) (70/90-17)	-	1	-		
3	42713-001-000	FLAP, TIRE(IRC)	-	1	-		
	42713-KWW-E01	FLAP, TIRE(CHENG SHIN)(17) ..	-	1	-		
	44713-KWW-B22	FLAP, TIRE(VEE)(17X1.40)	-	1	-		
4	44301-KWW-640	AXLE, FR. WHEEL	-	1	-		
5	44302-383-610	CAP, AXLE NUT	-	1	-		
6	44311-KPH-900	COLLAR, FR. WHEEL SIDE	-	1	-		
7	44620-KPH-950	COLLAR, FR. AXLE DISTANCE ...	-	1	-		
8	44635-K03-H00ZA	HUB SUB ASSY., FR. *NH364M*SHEEN SILVER METALLIC	-	1	-		
9	44650-K03-M00ZA	WHEEL SUB ASSY., FR. *NH364M*SHEEN SILVER METALLIC	-	1	-		
10	44711-KWW-B21	TIRE, FR.(IRC) (70/90-17 M/C 38P)	-	1	-		
	44711-KWW-B22	TIRE, FR.(VEE) (70/90-17 M/C 38P)	-	1	-		
	44711-KWW-E01	TIRE, FR.(CHENG SHIN) (70/90-17 M/C 38P)	-	1	-		
11	44800-KWW-650	BOX ASSY., SPEEDOMETER GEAR .	-	1	-		
12	44806-KWB-600	GEAR, SPEEDOMETER(19T)	-	1	-		
13	45001-KWW-640	WASHER, SPEEDOMETER GEAR	-	1	-		
14	45251-KWW-B11	DISK, FR. BRAKE(NISSIN)	-	1	-		
15	90105-KGH-900	BOLT, BRAKE DISK, 8X24	-	4	-		

3

F-14-10

FRONT WHEEL(AFS110MS)

G16



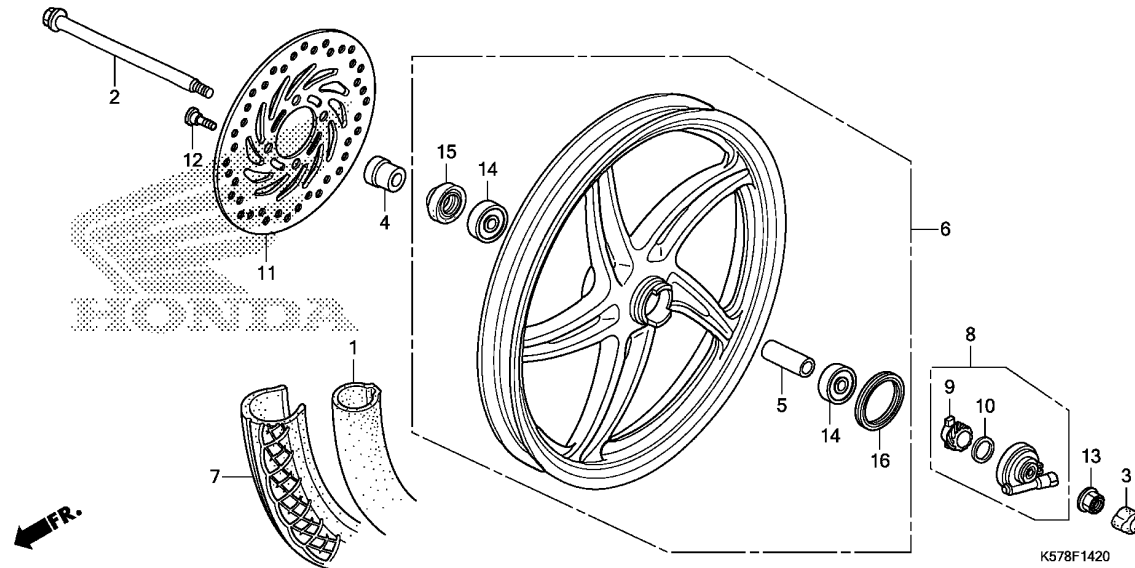
Ref. No.	Part No.	Description	Reqd. QTY			Serial No.	Parts catalogue code
			MD	MS	MCS		
16	90306-KGH-901	NUT, U, 12MM(FUJI SEIMITSU)	-	1	-		
17	91052-K24-901	BEARING, RADIAL BALL(6201U L)	-	2	-		
	91052-K24-902	BEARING, RADIAL BALL(6201U L)	-	2	-		
	91052-K24-903	BEARING, RADIAL BALL(6201U L)	-	2	-		
	91052-K24-904	BEARING, RADIAL BALL(6201U L)	-	2	-		
18	91251-KPH-901	DUST SEAL, 21X37X7(ARAI)	-	1	-		
19	91251-KWB-601	DUST SEAL, 42X54X7(ARAI)	-	1	-		
20	97338-31207-KO	SPOKE SET A, 11X183.5	-	18	-		
		(INSIDE)					
21	97551-31207-KO	SPOKE SET A, 11X183.5	-	18	-		
		(OUTSIDE)					

3

F-14-20

FRONT WHEEL(AFS110MCS)

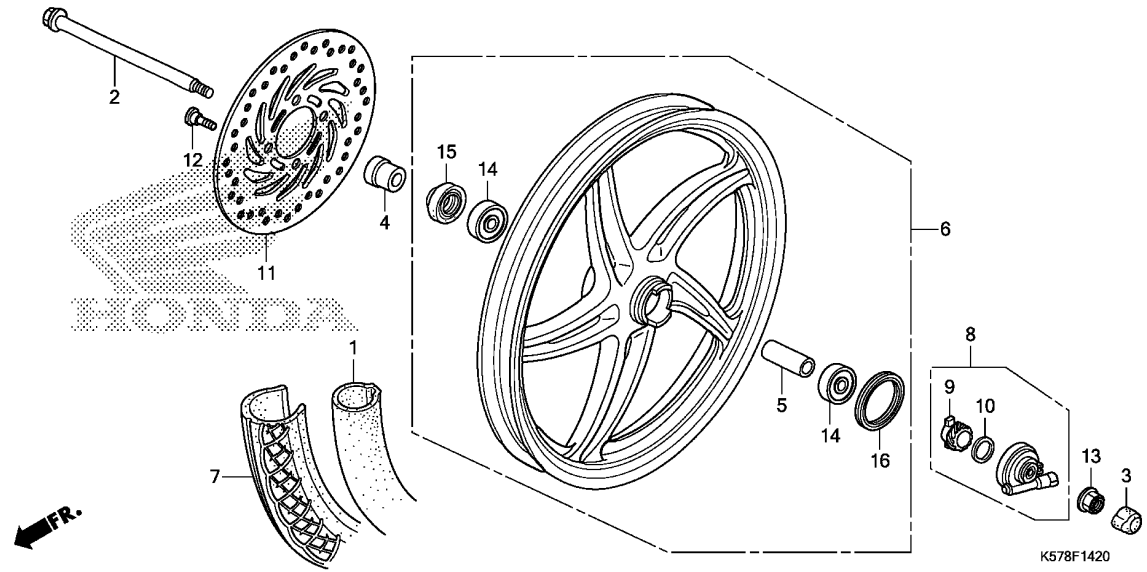
H 1



Ref. No.	L.O.N.	(Relative ref. Number) Description	F.R.T.
2		(15,16)	
710151		AXLE, FRONT WHEEL	0.2
6	7101D4	FRONT WHEEL	0.8
7		(1)	
7101J8		FRONT TIRE AND/OR TUBE(ONE) ..	0.7
8	710145	GEARBOX ASSY., SPEEDOMETER ...	0.2
11	711120	DISC, FRONT BRAKE	0.3
14	710115	BEARING, FRONT WHEEL(ONE)	0.4
710115G		.Replace 1 bearing add	0.1

Ref. No.	Part No.	Description	Reqd. QTY			Serial No.	Parts catalogue code
			MD	MS	MCS		
			F	F	F		
1	42712-041-154	TUBE, TIRE(IRC)(70/90-17) ...	-	-	1		
	44712-KWW-B22	TUBE, TIRE(VEE)(70/90-17) ...	-	-	1		
	44712-KWW-E01	TUBE, TIRE(CHENG SHIN) (70/90-17)	-	-	1		
2	44301-KWW-640	AXLE, FR. WHEEL	-	-	1		
3	44302-383-610	CAP, AXLE NUT	-	-	1		
4	44311-KPH-900	COLLAR, FR. WHEEL SIDE	-	-	1		
5	44620-KPH-950	COLLAR, FR. AXLE DISTANCE ...	-	-	1		
6	44650-K57-V20ZA	WHEEL SUB ASSY., FR. *NH303M*	-	-	1		
7	44711-KWW-B21	TIRE, FR.(IRC) (70/90-17 M/C 38P)	-	-	1		
	44711-KWW-B22	TIRE, FR.(VEE) (70/90-17 M/C 38P)	-	-	1		
	44711-KWW-E01	TIRE, FR.(CHENG SHIN) (70/90-17 M/C 38P)	-	-	1		
8	44800-KWW-650	BOX ASSY., SPEEDOMETER GEAR	-	-	1		
9	44806-KWB-600	GEAR, SPEEDOMETER(19T)	-	-	1		
10	45001-KWW-640	WASHER, SPEEDOMETER GEAR	-	-	1		
11	45251-KWB-601	DISK, FR. BRAKE(NHK)	-	-	1		
	45251-KWB-602	DISK, FR. BRAKE(SUNSTAR)	-	-	1		
	45251-KWB-921	DISK, FR. BRAKE(YUTAKA)	-	-	1		
	45251-KWW-651	DISK, FR. BRAKE(ZHEJIANG)	-	-	1		
	45251-KWW-B11	DISK, FR. BRAKE(NISSIN)	-	-	1		
12	90105-KGH-900	BOLT, BRAKE DISK, 8X24	-	-	4		
13	90306-KGH-901	NUT, U, 12MM(FUJI SEIMITSU)	-	-	1		

3

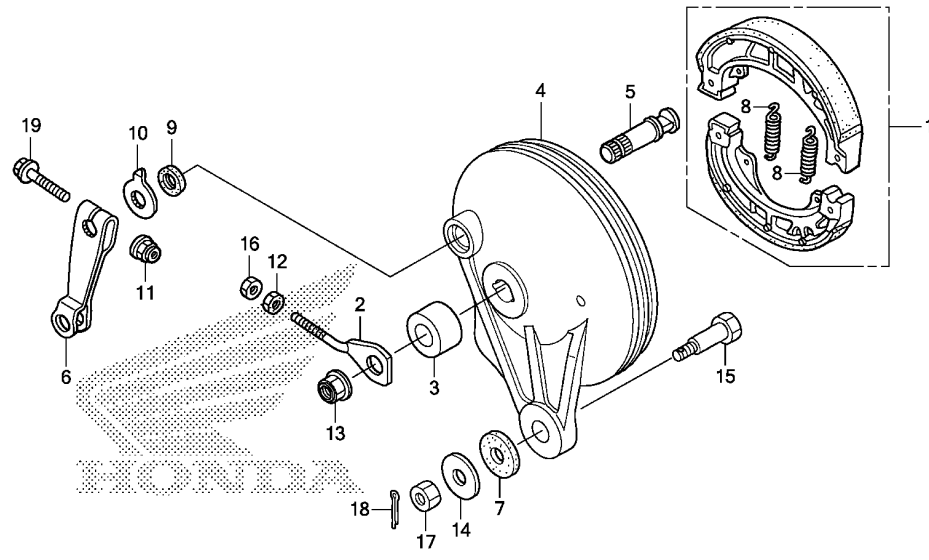


Ref. No.	Part No.	Description	Reqd. QTY			Serial No.	Parts catalogue code
			AFS110 MD F	MS F	MCS F		
14	91051-K03-H31	BEARING, RADIAL BALL, 6201UU (NTN)	-	-	2		
	91051-K03-H32	BEARING, RADIAL BALL, 6201UU (NSK)	-	-	2		
	91051-K03-H33	BEARING, RADIAL BALL, 6201UU (FAG)	-	-	2		
	91051-K03-H34	BEARING, RADIAL BALL, (6201UU L) (FUJIKOSHI)	-	-	2		
15	91251-KPH-901	DUST SEAL, 21X37X7 (ARAI)	-	-	1		
16	91251-KWB-601	DUST SEAL, 42X54X7 (ARAI)	-	-	1		

F-18

REAR BRAKE PANEL

H 3



Ref. No.	L.O.N.	(Relative ref. Number) Description	F.R.T.
1	711140	SHOE(PAD) SET, BRAKE :REAR ...	0.4
4	7111A9	PANEL, REAR BRAKE	0.5
5	7111B4	CAM, BRAKE :REAR	0.5
6	7111C4	ARM, BRAKE :REAR	0.1

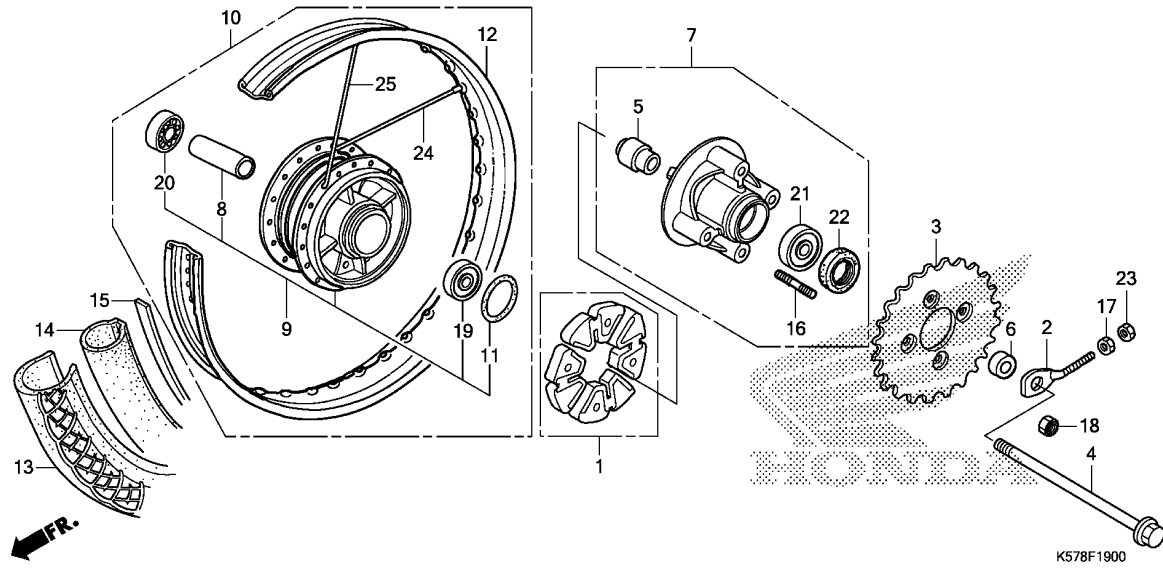
Ref. No.	Part No.	Description	Reqd. QTY			Serial No.	Parts catalogue code
			MD	MS	MCS		
			F	F	F		
1	06430-KPH-900	SHOE SET, BRAKE(NISSIN)	1	1	1		
	06430-KVR-600	SHOE SET, BRAKE(ASK)	1	1	1		
2	40543-KWW-A00	ADJUSTER, R. CHAIN	1	1	1		
3	42313-GBG-B20	COLLAR, RR. BRAKE PANEL SIDE	1	1	1		
4	43100-KWW-640ZB	PANEL COMP., RR. BRAKE	1	1	-		
		*NH364M*SHEEN SILVER METALLIC					
	43100-KWW-640ZD	*NH303M*					
		MAT AXIS GRAY METALLIC	-	-	1		
5	43141-KTM-850	CAM, RR. BRAKE	1	1	1		
6	43410-KWB-600	ARM, RR. BRAKE	1	1	1		
7	43434-ME1-670	RUBBER, STOPPER ARM	1	1	1		
8	45133-028-000	SPRING, BRAKE SHOE	2	2	2		
9	45134-250-000	DUST SEAL, BRAKE CAM	1	1	1		
10	45145-KFM-900	INDICATOR, FR. BRAKE	1	1	1		
		(RR.)					
11	90301-KGH-901	NUT, U, 6MM(FUJI SEIMITSU) ..	1	1	1		
12	90302-KBP-900	NUT, SPECIAL, 6MM	1	1	1		
13	90306-KGH-901	NUT, U, 12MM(FUJI SEIMITSU) ..	1	1	1		
14	90505-425-000	WASHER, 8MM	1	1	1		
15	92811-10000	BOLT A, BRAKE STOPPER	1	1	1		
16	94001-06000-0S	NUT, HEX., 6MM	1	1	1		
17	94001-08000-0S	NUT, HEX., 8MM	1	1	1		
18	94201-20150	PIN, SPLIT, 2.0X15	1	1	1		
19	95701-06035-00	BOLT, FLANGE, 6X35	1	1	1		

3

F-19

REAR WHEEL(AFS110MD/MS)

H 4



Ref. No.	L.O.N.	(Relative ref. Number) Description	F.R.T.
1		(11)	
1	710157	DAMPER, REAR WHEEL	0.3
3	7101A0	SPROCKET, FINAL DRIVEN	0.4
4		(22)	
4	710160	AXLE, REAR WHEEL	0.3
7	7101A5	FLANGE ASSY., FINAL DRIVEN ...	0.4
9		(24,25)	
9	710121	HUB, REAR WHEEL	2.4
10	710118	REAR WHEEL	0.8
12	710127	RIM, WHEEL :REAR	2.3
13		(14,15)	
13	7101J9	REAR TIRE AND/OR TUBE(ONE) ...	0.8
19		(20)	
19	710133	BEARING, REAR WHEEL(ONE)	0.5
	710133G	.Replace 1 bearing add	0.1
21	7101D1	BEARING, FINAL DRIVEN FLANGE ..	0.5

Ref. No.	Part No.	Description	Reqd. QTY			Serial No.	Parts catalogue code
			MD	MS	MCS		
			F	F	F		
1	06410-KWB-600	DAMPER SET, WHEEL	1	1	-		
2	40543-KWW-A00	ADJUSTER, R. CHAIN	1	1	-		
3	41201-K03-M30	SPROCKET, FINAL DRIVEN(37T) ..	1	1	-		
	41201-KWW-B20	1	1	-		
4	42301-KWW-640	AXLE, RR. WHEEL	1	1	-		
5	42303-KWW-B60	SLEEVE, RR. WHEEL	1	1	-		
6	42304-KFM-900	COLLAR, RR. WHEEL SIDE	1	1	-		
7	42615-K03-M30	FLANGE SUB ASSY., FINAL DRIVEN	1	1	-		
8	42620-KFL-850	COLLAR, RR. AXLE DISTANCE ...	1	1	-		
9	42635-K03-H00ZA	HUB SUB ASSY., RR. WHEEL *NH364M*SHEEN SILVER METALLIC	1	1	-		
10	42650-K57-V00ZA	WHEEL SUB ASSY., RR. *NH364M*SHEEN SILVER METALLIC	1	1	-		
11	42653-001-004	O-RING, 40.5X3 (NIPPON DUST KEEPER)	1	1	-		
12	42701-KFL-890	RIM, RR. WHEEL	1	1	-		
13	42711-KTM-972	TIRE, RR.(IRC)					
		(80/90-17 M/C 50P)	1	1	-		
	42711-KWW-B22	TIRE, RR.(VEE)					
		(80/90-17 M/C 44P)	1	1	-		
	42711-KWW-E01	TIRE, RR.(CHENG SHIN)					
		(80/90-17 M/C 50P)	1	1	-		
14	42712-KTM-972	TUBE, TIRE(IRC)(80/90-17M/C)	1	1	-		
	42712-KWW-B22	TUBE, TIRE(VEE)(80/90-17) ...	1	1	-		
	42712-KWW-E01	TUBE, TIRE(CHENG SHIN)					
		(80/90-17)	1	1	-		
15	42713-102-005	FLAP, TIRE(IRC)	1	1	-		

3

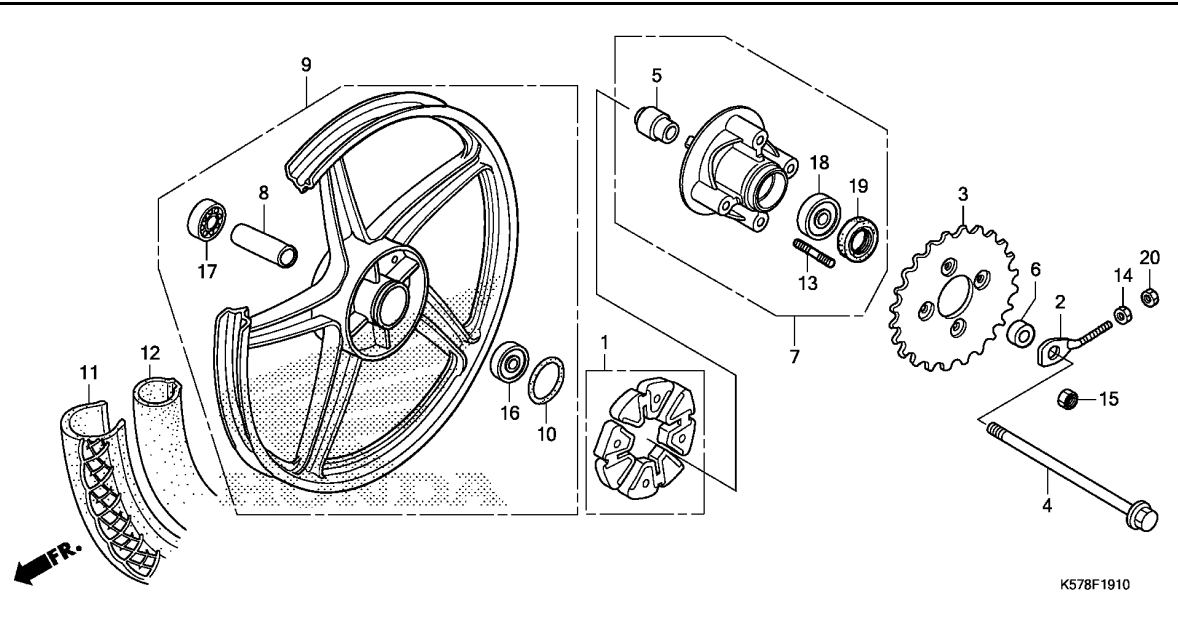
Ref. No.	Part No.	Description	Reqd. QTY			Serial No.	Parts catalogue code
			MD	MS	MCS		
15)	42713-KWW-B22	FLAP, TIRE(VEE)	1	1	-		
	42713-KWW-E01	FLAP, TIRE(CHENG SHIN)(17) ..	1	1	-		
16	90128-KWB-600	BOLT, STUD, 8X18	4	4	-		
17	90302-KBP-900	NUT, SPECIAL, 6MM	1	1	-		
18	90309-KPH-971	NUT, U, 8MM(FUJI SEIMITSU) ..	4	4	-		
19	91052-K24-901	BEARING, RADIAL BALL(6201U L) (NSK)	1	1	-		
	91052-K24-902	BEARING, RADIAL BALL(6201U L) (NTN)	1	1	-		
	91052-K24-903	BEARING, RADIAL BALL(6201U L) (FUJIKOSHI)	1	1	-		
	91052-K24-904	BEARING, RADIAL BALL(6201U L) (FAG)	1	1	-		
20	91053-K03-H01	BEARING, RADIAL BALL(6301U L) (NTN)	1	1	-		
	91053-K03-H02	BEARING, RADIAL BALL(6301U L) (FAG)	1	1	-		
	91055-KVS-F01	BEARING, RADIAL BALL(6301U L) (FUJIKOSHI)	1	1	-		
	91055-KVS-F02	BEARING, RADIAL BALL(6301U L) (NSK)	1	1	-		
21	91054-K03-H01	BEARING, RADIAL BALL(6203U L) (NTN)	1	1	-		
	91054-K03-H02	BEARING, RADIAL BALL(6203U L) (NSK)	1	1	-		
	91054-K03-H03	BEARING, RADIAL BALL(6203U L) (FAG)	1	1	-		
	91054-K03-H04	BEARING, RADIAL BALL(6203U L) (FUJIKOSHI)	1	1	-		
22	91251-KGH-901	DUST SEAL, 27X40X4.5(ARAI) ..	1	1	-		
	91251-KGH-902	DUST SEAL, 27X40X4.5(NOK) ...	1	1	-		
23	94001-06000-OS	NUT, HEX., 6MM	1	1	-		
24	97282-41160-PO	SPOKE SET A, 10X160.0	18	18	-		
		(INSIDE)					
25	97548-41159-PO	SPOKE SET A, 10X159.5	18	18	-		
		(OUTSIDE)					



F-19-10

REAR WHEEL(AFS110MCS)

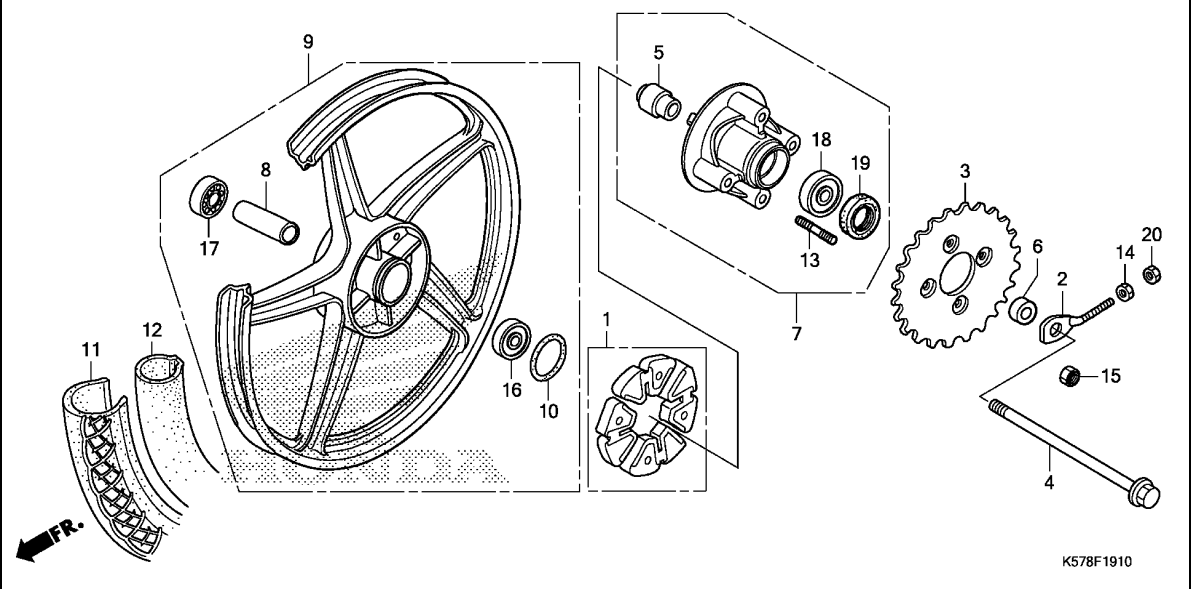
H 6



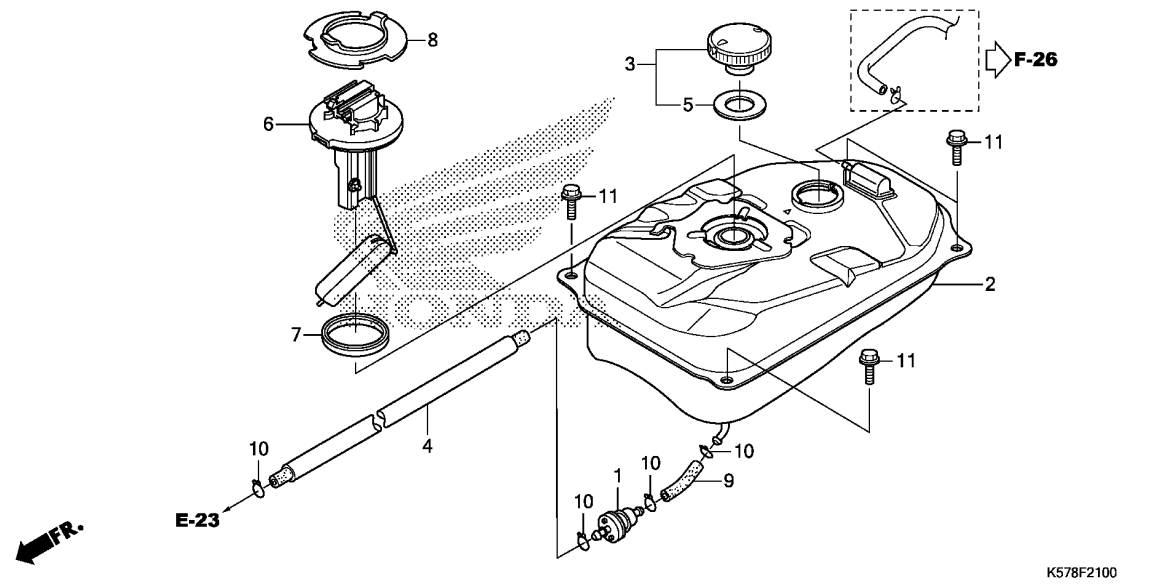
Ref. No.	L.O.N.	(Relative ref. Number) Description	F.R.T.
1		(10)	
710157		DAMPER, REAR WHEEL	0.3
3	7101A0	SPROCKET, FINAL DRIVEN	0.4
4		(19)	
710160		AXLE, REAR WHEEL	0.3
7	7101A5	FLANGE ASSY., FINAL DRIVEN ...	0.4
9	710118	REAR WHEEL	0.8
11		(12)	
7101J9		REAR TIRE AND/OR TUBE(ONE) ...	0.8
16		(17)	
710133		BEARING, REAR WHEEL(ONE)	0.5
710133G		.Replace 1 bearing add	0.1
18	7101D1	BEARING, FINAL DRIVEN FLANGE ..	0.5

3

Ref. No.	Part No.	Description	Reqd. QTY			Serial No.	Parts catalogue code
			AFS110				
			MD	MS	MCS		
			F	F	F		
1	06410-KWB-600	DAMPER SET, WHEEL	-	-	1		
2	40543-KWW-A00	ADJUSTER, R. CHAIN	-	-	1		
3	41201-K03-M30	SPROCKET, FINAL DRIVEN(37T) ..	-	-	1		
	41201-KWW-B20	-	-	1		
4	42301-KWW-640	AXLE, RR. WHEEL	-	-	1		
5	42303-KWW-B60	SLEEVE, RR. WHEEL	-	-	1		
6	42304-KFM-900	COLLAR, RR. WHEEL SIDE	-	-	1		
7	42615-K03-M30	FLANGE SUB ASSY., FINAL DRIVEN	-	-	1		
8	42620-KFL-850	COLLAR, RR. AXLE DISTANCE ...	-	-	1		
9	42650-K57-V20ZA	WHEEL SUB ASSY., RR. *NH303M*	-	-	1		
		MAT AXIS GRAY METALLIC	-	-	1		
10	42653-001-004	O-RING, 40.5X3 (NIPPON DUST KEEPER)	-	-	1		
11	42711-KTM-972	TIRE, RR.(IRC) (80/90-17 M/C 50P)	-	-	1		
	42711-KWW-B22	TIRE, RR.(VEE) (80/90-17 M/C 44P)	-	-	1		
	42711-KWW-E01	TIRE, RR.(CHENG SHIN) (80/90-17 M/C 50P)	-	-	1		
12	42712-KTM-972	TUBE, TIRE(IRC)(80/90-17M/C)	-	-	1		
	42712-KWW-B22	TUBE, TIRE(VEE)(80/90-17) ...	-	-	1		
	42712-KWW-E01	TUBE, TIRE(CHENG SHIN) (80/90-17)	-	-	1		
13	90128-KWB-600	BOLT, STUD, 8X18	-	-	4		
14	90302-KBP-900	NUT, SPECIAL, 6MM	-	-	1		
15	90309-KPH-971	NUT, U, 8MM(FUJI SEIMITSU) ..	-	-	4		



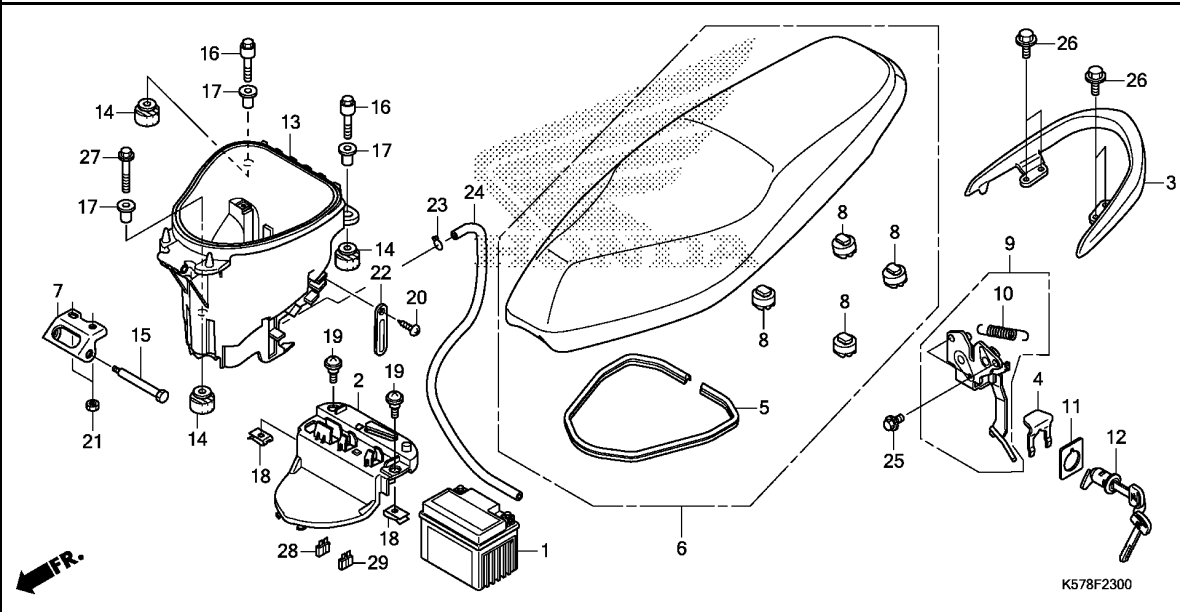
Ref. No.	Part No.	Description	Reqd. QTY			Serial No.	Parts catalogue code
			MD	MS	MCS		
			F	F	F		
16	91052-K24-901	BEARING, RADIAL BALL(6201U L) (NSK)	-	-	1		
	91052-K24-902	BEARING, RADIAL BALL(6201U L) (NTN)	-	-	1		
	91052-K24-903	BEARING, RADIAL BALL(6201U L) (FUJIKOSHI)	-	-	1		
	91052-K24-904	BEARING, RADIAL BALL(6201U L) (FAG)	-	-	1		
17	91053-K03-H01	BEARING, RADIAL BALL(6301U L) (NTN)	-	-	1		
	91053-K03-H02	BEARING, RADIAL BALL(6301U L) (FAG)	-	-	1		
	91055-KVS-F01	BEARING, RADIAL BALL(6301U L) (FUJIKOSHI)	-	-	1		
	91055-KVS-F02	BEARING, RADIAL BALL(6301U L) (NSK)	-	-	1		
18	91054-K03-H01	BEARING, RADIAL BALL(6203U L) (NTN)	-	-	1		
	91054-K03-H02	BEARING, RADIAL BALL(6203U L) (NSK)	-	-	1		
	91054-K03-H03	BEARING, RADIAL BALL(6203U L) (FAG)	-	-	1		
	91054-K03-H04	BEARING, RADIAL BALL(6203U L) (FUJIKOSHI)	-	-	1		
19	91251-KGH-901	DUST SEAL, 27X40X4.5(ARAI)	-	-	1		
	91251-KGH-902	DUST SEAL, 27X40X4.5(NOK)	-	-	1		
20	94001-06000-0S	NUT, HEX., 6MM	-	-	1		



Ref. No.	L.O.N.	(Relative ref. Number) Description	F.R.T.
1	310160	STRAINER, FUEL	0.5
2	310100	TANK, FUEL	0.7
4	3101B5	TUBE, FUEL	0.5
6		(?)	
	617105	FUEL TANK SENDING UNIT	0.2

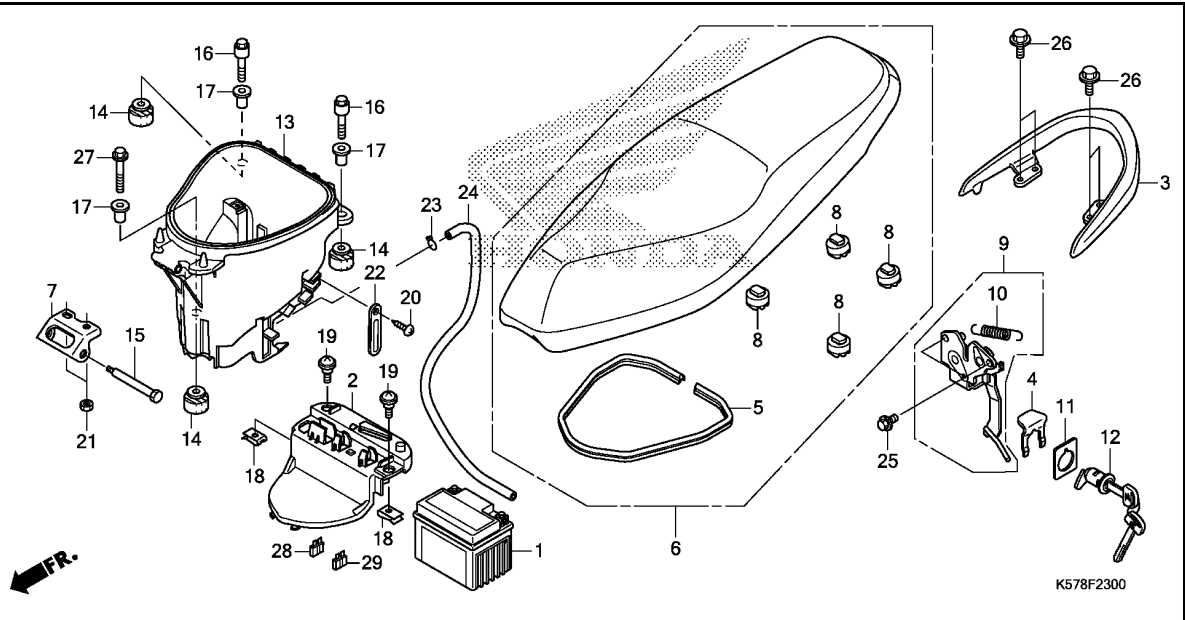
3

Ref. No.	Part No.	Description	Reqd. QTY			Serial No.	Parts catalogue code
			MD	MS	MCS		
			F	F	F		
1	16910-KFM-902	STRAINER COMP., FUEL	1	1	1		
2	17510-K57-V00	TANK COMP., FUEL	1	1	1		
3	17620-K01-901	CAP COMP., FUEL FILLER	1	1	1		
4	17630-K57-V00	TUBE, FUEL	1	1	1		
5	17632-383-831	PACKING, FUEL FILLER CAP	1	1	1		
6	37800-K57-V01	FUEL UNIT	1	1	1		
7	37801-GA7-700	PACKING, BASE	1	1	1		
8	37802-KTL-740	RETAINER, FUEL UNIT	1	1	1		
9	95001-55045-40	TUBE, FUEL, 5.3X45					
		(95001-55001-60M)	1	1	1		
10	95002-02100	CLIP, TUBE(B10)	4	4	4		
11	95701-06012-00	BOLT, FLANGE, 6X12	4	4	4		



Ref. No.	L.O.N.	(Relative ref. Number) Description	F.R.T.
1	610100	BATTERY	0.2
3	4131F6	RAIL, GRAB :REAR	0.1
6	4131E4	SEAT :DOUBLE	0.1
7	4131P0	HINGE, SEAT	0.1
9	4131E8	CATCH, SEAT :REAR SIDE	0.7
12	4131F2	KEY, SEAT LOCK	0.6
13	412102	BOX, LUGGAGE	0.8

Ref. No.	Part No.	Description	Reqd. QTY			Serial No.	Parts catalogue code
			MD	MS	MCS		
			F	F	F		
1	31500-KWW-B21	BATTERY (GTZ4V) (GS YUASA)	1	-	-		
	31500-K03-V01	BATTERY (PTZ4V) (FURUKAWA)	-	1	1		
2	50380-K57-V00	COVER COMP., BATTERY	1	1	1		
3	50400-KWW-620	RAIL, RR. GRAB	1	1	1		
4	75581-GN8-920	SPRING, LOCK KEY SETTING	1	1	1		
5	77115-KWB-600	RUBBER, SEAL	1	1	1		
6	77200-K57-V00	SEAT COMP., DOUBLE	1	1	1		
7	77201-KWB-600	HINGE, SEAT	1	1	1		
8	77214-KPH-900	RUBBER B, SEAT SETTING	4	4	4		
9	77230-K07-900	CATCH COMP., SEAT	1	1	1		
10	77234-GN2-000	SPRING, SEAT LOCK	1	1	1		
11	77236-GW0-000	WASHER, SEAT LOCK	1	1	1		
12	77240-KTM-851	LOCK ASSY., SEAT	1	1	1		
13	81250-K57-V00	BOX, LUGGAGE	1	1	1		
14	81253-KPH-900	RUBBER, LUGGAGE BOX MOUNTING	3	3	3		
15	90105-KPH-901	BOLT, SEAT HINGE	1	1	1		
16	90129-KWB-600	BOLT, SPECIAL, 6X30	2	2	2		
17	90502-KPH-900	COLLAR, 6.2X20	3	3	3		
18	90677-KAN-T00	NUT, CLIP, 5MM	2	2	2		
19	91509-GE2-760	SCREW, PAN, 5X11.5	2	2	2		
20	93903-34310	SCREW, TAPPING, 4X12	1	1	1		
21	94001-06070-0S	NUT, HEX., 6MM	2	2	2		
22	94591-24000	CLIP, WIRE, 2X40	1	1	1		
23	95002-02080	CLIP, TUBE(B8)	1	1	1		
24	95005-45400-50	TUBE, 4.5X400 (95005-45001-50M)	1	1	1		



Ref. No.	Part No.	Description	Reqd. QTY			Serial No.	Parts catalogue code
			MD	MS	MCS		

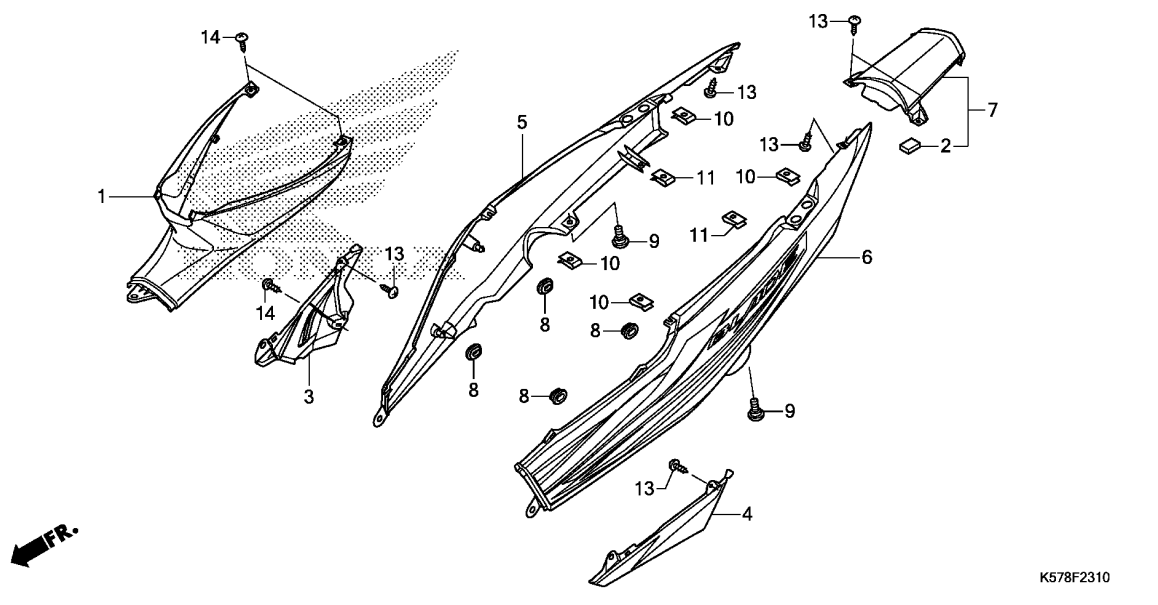
			AFS110				
			F	F	F		
25	95701-06012-00	BOLT, FLANGE, 6X12	2	2	2		
26	95701-08014-07	BOLT, FLANGE, 8X14	4	4	4		
27	96001-06030-00	BOLT, FLANGE, 6X30	1	1	1		
28	98200-40750	FUSE, MINI (7.5A)	1	1	1		
29	98200-41000	FUSE, MINI (10A)	1	1	1		

3

F-23-10

BODY COVER

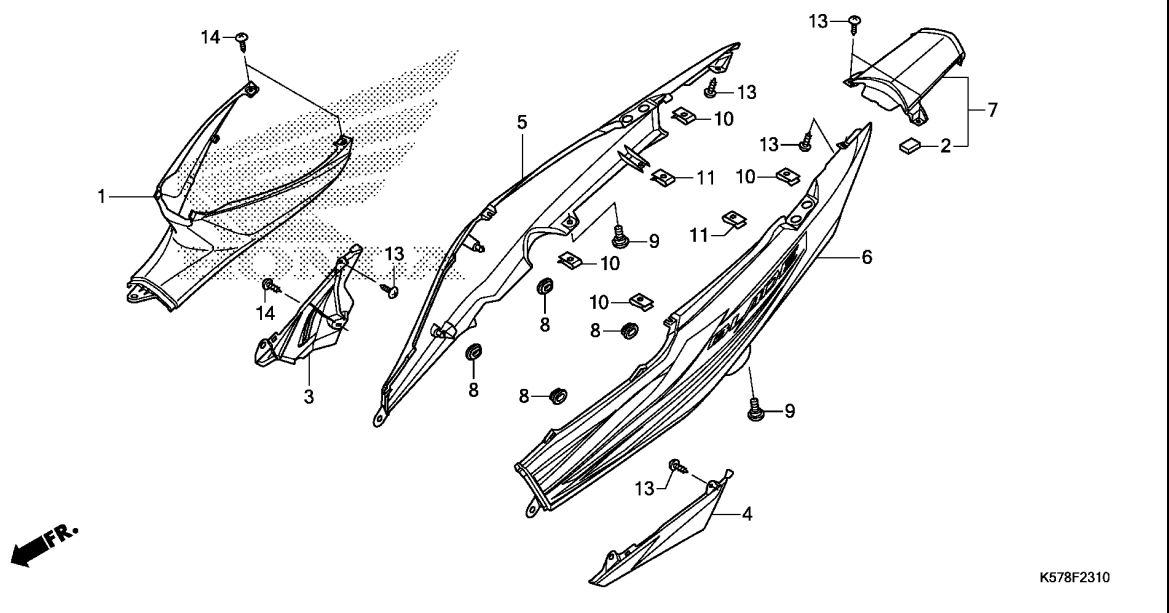
H11



Ref. No.	L.O.N.	(Relative ref. Number) Description	F.R.T.
1	4131R6	COVER, BODY :CENTER	0.3
3	4131J4	COVER, BODY SIDE :RIGHT	0.5
4	4131J3	COVER, BODY SIDE :LEFT	0.5
	4131L6	COVER, BODY SIDE :BOTH	0.6
5	4131J0	COVER, BODY :RIGHT	0.6
6	4131H9	COVER, BODY :LEFT	0.6
	4131J1	COVER, BODY :BOTH	0.6
7	4131J2	COVER, BODY :REAR	0.6

Ref. No.	Part No.	Description	Reqd. QTY			Serial No.	Parts catalogue code
			MD	MS	MCS		
			F	F	F		
1	64340-K57-V00	COVER, CENTER	1	1	1		
2	64341-KWW-A00	RUBBER, CUSHION	2	2	2		
3	64560-K57-V00ZA	COVER, R. BODY LOWER					
		NH1.....BLACK	1	1	1		
4	64565-K57-V00ZA	COVER, L. BODY LOWER					
		NH1.....BLACK	1	1	1		
5	64600-K57-V00ZA	COVER SET, R. BODY(WL)					
		TYPE2.....	1	-	-	-----	3V
	64600-K57-V00ZB	*TYPE1*.....	1	-	-	-----	3V
	64600-K57-V10ZA	*TYPE3*.....	1	-	-	-----	V
	64600-K57-V10ZB	*TYPE2*.....	1	-	-	-----	V
	64600-K57-V10ZC	*TYPE1*.....	1	-	-	-----	V
	64600-K57-V20ZA	*TYPE4*.....	-	1	-	-----	3V
	64600-K57-V20ZB	*TYPE3*.....	-	1	-	-----	3V
	64600-K57-V20ZC	*TYPE2*.....	-	1	-	-----	3V
	64600-K57-V20ZD	*TYPE1*.....	-	1	-	-----	3V
	64600-K57-V00ZA	*TYPE2*.....	-	1	-	-----	V
	64600-K57-V00ZB	*TYPE1*.....	-	1	-	-----	V
	64600-K57-V20ZA	*TYPE4*.....	-	-	1	-----	
	64600-K57-V20ZB	*TYPE3*.....	-	-	1	-----	
	64600-K57-V20ZC	*TYPE2*.....	-	-	1	-----	
	64600-K57-V20ZD	*TYPE1*.....	-	-	1	-----	
6	64650-K57-V00ZA	COVER SET, L. BODY(WL)					
		TYPE2.....	1	-	-	-----	3V
	64650-K57-V00ZB	*TYPE1*.....	1	-	-	-----	3V
	64650-K57-V10ZA	*TYPE3*.....	1	-	-	-----	V
	64650-K57-V10ZB	*TYPE2*.....	1	-	-	-----	V
	64650-K57-V10ZC	*TYPE1*.....	1	-	-	-----	V

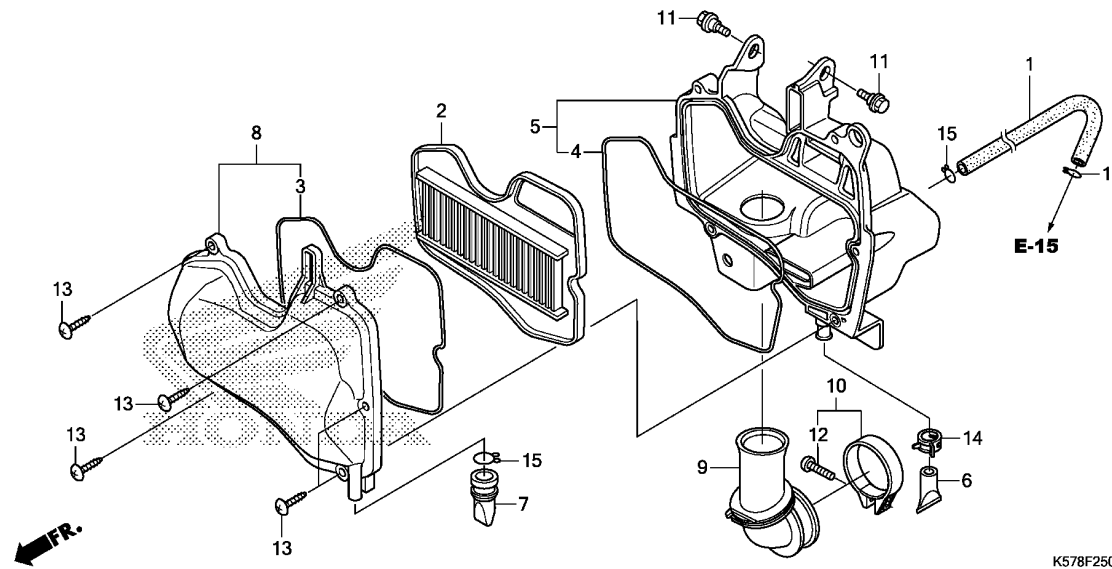
3



K578F2310

3

Ref. No.	Part No.	Description	Reqd. QTY			Serial No.	Parts catalogue code
			MD	MS	MCS		
			F	F	F		
(6)	64650-K57-V20ZA	COVER SET, L. BODY(WL)					
		TYPE4	-	1	-	-----	3V
	64650-K57-V20ZB	*TYPE3*	-	1	-	-----	3V
	64650-K57-V20ZC	*TYPE2*	-	1	-	-----	3V
	64650-K57-V20ZD	*TYPE1*	-	1	-	-----	3V
	64650-K57-V00ZA	*TYPE2*	-	1	-	-----	V
	64650-K57-V00ZB	*TYPE1*	-	1	-	-----	V
	64650-K57-V20ZA	*TYPE4*	-	-	1		
	64650-K57-V20ZB	*TYPE3*	-	-	1		
	64650-K57-V20ZC	*TYPE2*	-	-	1		
	64650-K57-V20ZD	*TYPE1*	-	-	1		
7	83500-K57-V00ZC	COVER SET, TAIL					
		NHB25M					
		POSEIDON BLACK METALLIC	1	1	1		
	83500-K57-V00ZA	*R340C*.....CANDY ROSY RED	1	-	-	-----	V
	83500-K57-V00ZB	*NHB55P*..PEARL ICEBERG WHITE	1	-	-	-----	V
8	83551-GE2-000	GROMMET, AIR CLEANER CASE	4	4	4		
9	90115-KWW-620	SCREW, VISOR SPECIAL SETTING	2	2	2		
10	90302-KWW-A00	NUT, SPRING, 4MM	4	4	4		
11	90677-KAN-T00	NUT, CLIP, 5MM	2	2	2		
13	93903-34310	SCREW, TAPPING, 4X12	6	6	6		
14	93903-34380	SCREW, TAPPING, 4X12	3	3	3		



Ref. No.	L.O.N.	(Relative ref. Number) Description	F.R.T.
2	(3,4)		
2	312105	ELEMENT, AIR CLEANER	0.2
5	3121A5	CASE, AIR CLEANER	0.6
8	312102	COVER, AIR CLEANER CASE	0.2
9	3121B6	TUBE, AIR CLEANER CONNECTING ..	0.6

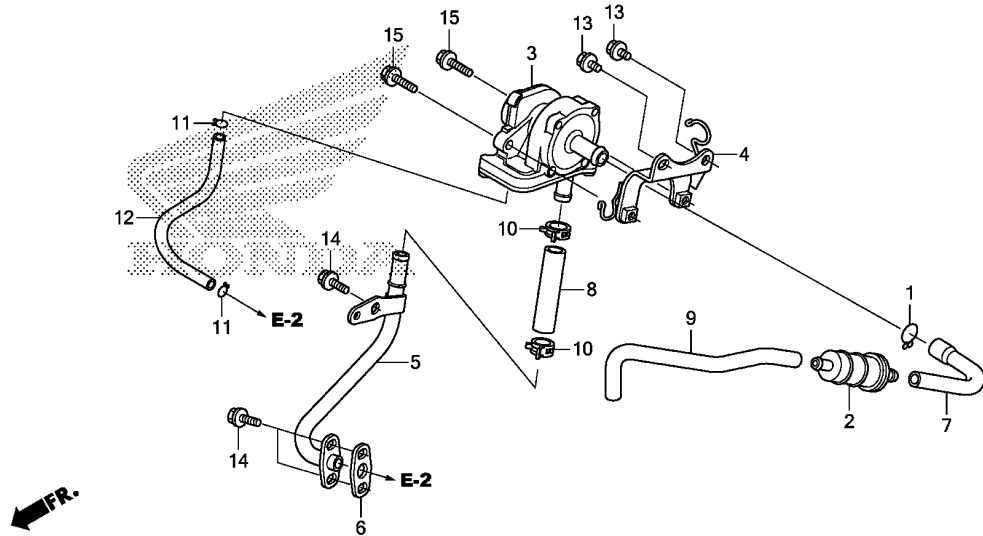
Ref. No.	Part No.	Description	Reqd. QTY			Serial No.	Parts catalogue code
			MD	MS	MCS		
			F	F	F		
1	15761-KWB-600	HOSE, BREATHER	1	1	1		
2	17210-KWW-B20	ELEMENT COMP., AIR CLEANER ..	1	1	1		
3	17213-KWB-600	SEAL, AIR CLEANER COVER	1	1	1		
4	17214-KWB-920	SEAL, AIR CLEANER CASE	1	1	1		
5	17225-KWW-A80	CASE SUB ASSY., AIR CLEANER ..	1	1	1		
6	17227-KTE-910	TUBE, VINYL, 11X15X40	1	1	1		
7	17234-KWW-B80	TUBE, AIR CLEANER DRAIN	1	1	1		
8	17235-KWW-B20	COVER SUB ASSY., AIR CLEANER ..	1	1	1		
9	17253-KWB-920	TUBE, AIR CLEANER CONNECTING ..	1	1	1		
10	17255-329-000	BAND A, AIR CLEANER CONNECTING TUBE	1	1	1		
11	90116-KVB-900	BOLT, FLANGE, 6MM	2	2	2		
12	93500-05025-0G	SCREW, PAN, 5X25	1	1	1		
13	93903-25510	SCREW, TAPPING, 5X25	5	5	5		
14	95002-41300-08	CLAMP, TUBE(D13)	1	1	1		
15	95002-80000	CLIP, TUBE(C12)	3	3	3		



F-25-10

AIR SUCTION VALVE

H14



K578F2510

Ref. No.	L.O.N.	(Relative ref. Number) Description	F.R.T.
2	3141B4	FILTER, SECONDARY AIR SUPPLY	0.4
3	314130	VALVE, SECONDARY AIR CONTROL	0.5
5	3111D1	PIPE, SECONDARY AIR	0.4
9	3111D2	TUBE, SECONDARY AIR CONTROL VALVE	0.4

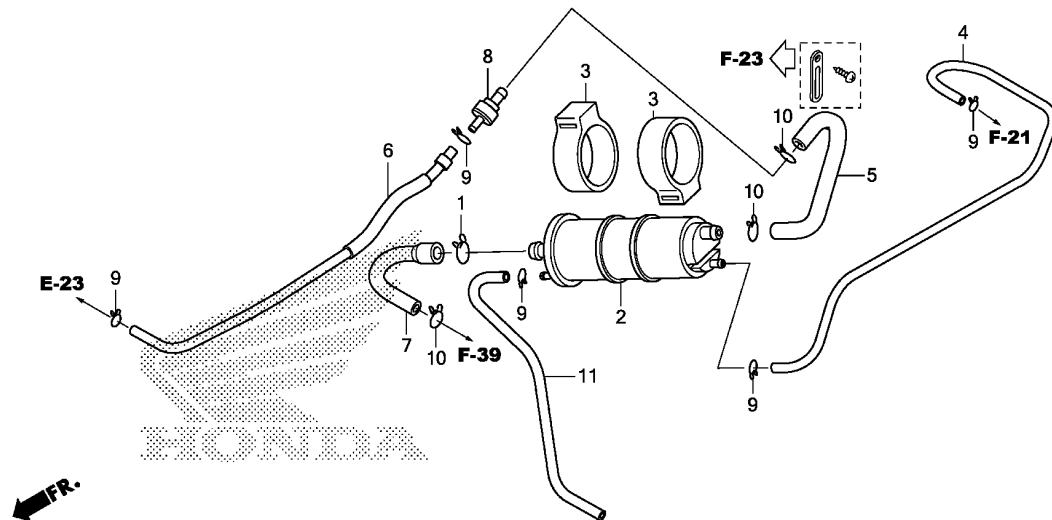
3

Ref. No.	Part No.	Description	Reqd. QTY			Serial No.	Parts catalogue code
			MD	MS	MCS		
1	15771-KV6-000	CLIP, OIL DRAIN TUBE	1	1	1		
2	17260-KRS-T00	FILTER COMP., AIR	1	1	1		
3	18600-KWW-B21	VALVE ASSY., AIR SUCTION	1	1	1		
4	18620-K57-V00	STAY, AIR SUCTION VALVE	1	1	1		
5	18640-KWB-920	PIPE COMP., AIR FEED	1	1	1		
6	18645-MT4-730	GASKET, AIR FEED PIPE	1	1	1		
7	18652-KWW-A80	TUBE A, AIR INJECTION CONTROL VALVE	1	1	1		
8	18653-KWW-B20	TUBE B, AIR INJECTION CONTROL VALVE	1	1	1		
9	18654-KWW-A80	TUBE C, AIR SUCTION VALVE	1	1	1		
10	90601-K27-V01	CLAMP, HOSE(D15.5)	2	2	2		
11	95002-02070	CLIP, TUBE(B7)	2	2	2		
12	95005-35110-20	TUBE, 3.5X110(95005-35001-20M)	1	1	1		
13	95701-06008-00	BOLT, FLANGE, 6X8	2	2	2		
14	96001-06016-00	BOLT, FLANGE, 6X16	3	3	3		
15	96001-06018-00	BOLT, FLANGE, 6X18	2	2	2		

F-26

CANISTER

H15



K578F2600

Ref. No.	L.O.N.	(Relative ref. Number) Description	F.R.T.
2	3141A4	CANISTER	0.6

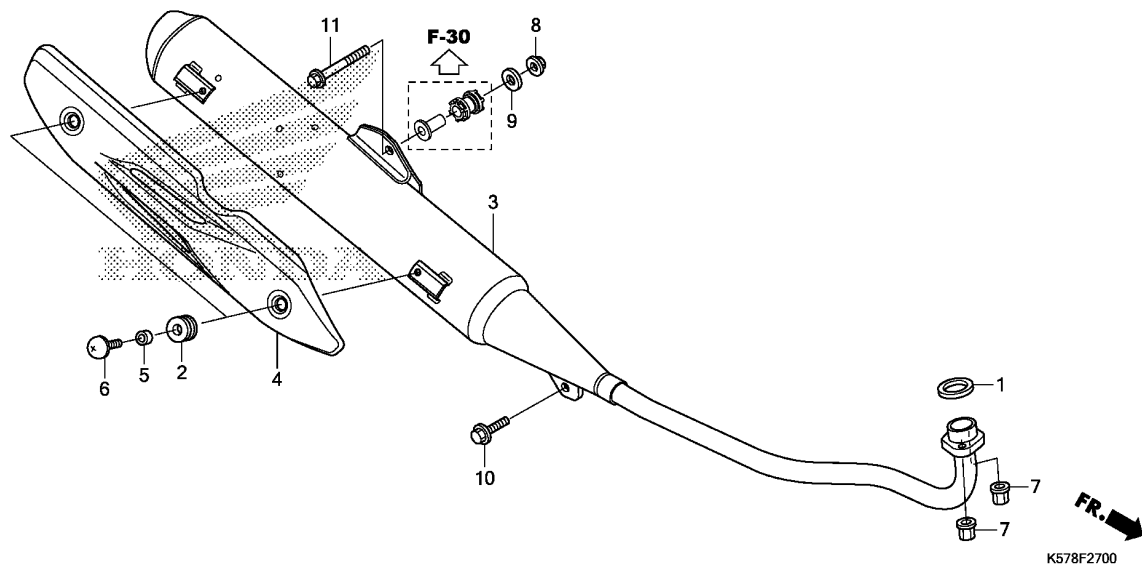
Ref. No.	Part No.	Description	Reqd. QTY			Serial No.	Parts catalogue code
			MD	MS	MCS		
			F	F	F		
1	15772-164-000	CLIP, BREATHER TUBE, 15MM ...	1	1	1		
2	17310-GFM-K02	CANISTER COMP.	1	1	1		
3	17311-GFM-K00	RUBBER, CANISTER MOUNT	2	2	2		
4	17414-K57-V00	TUBE, CANISTER CHARGE	1	1	1		
5	17415-K57-V00	TUBE A, CANISTER PURGE	1	1	1		
6	17416-K57-V00	TUBE B, CANISTER PURGE	1	1	1		
7	17418-K57-V00	TUBE A, CANISTER AIR	1	1	1		
8	17440-KWW-E41	VALVE, ONE WAY	1	1	1		
9	95002-02080	CLIP, TUBE(B8)	5	5	5		
10	95002-02120	CLIP, TUBE(B12)	3	3	3		
11	95005-45315-50	TUBE, 4.5X315	1	1	1		

3

F-27

EXHAUST MUFFLER

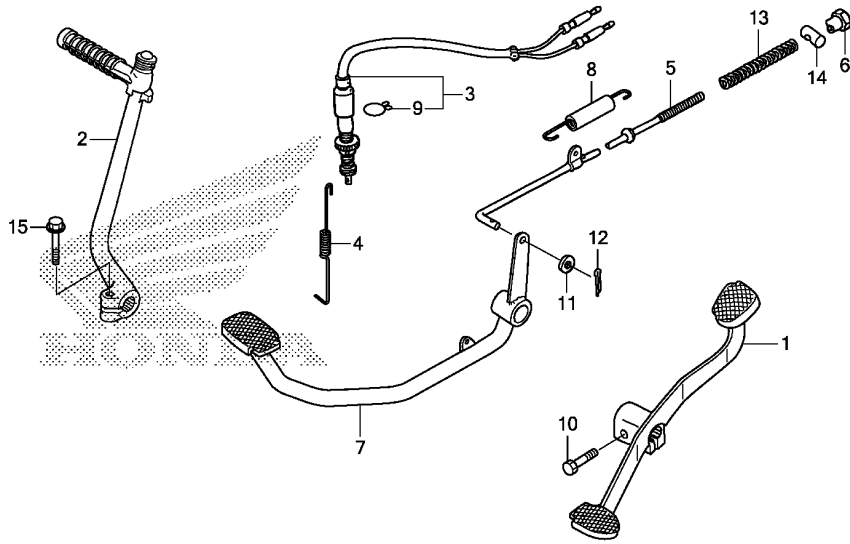
H16



Ref. No.	L.O.N.	(Relative ref. Number) Description	F.R.T.
1	3131B4	GASKET, EXHAUST PIPE	0.2
3	313120	MUFFLER	0.2
4	411167	COVER, EXHAUST MUFFLER	0.1

3

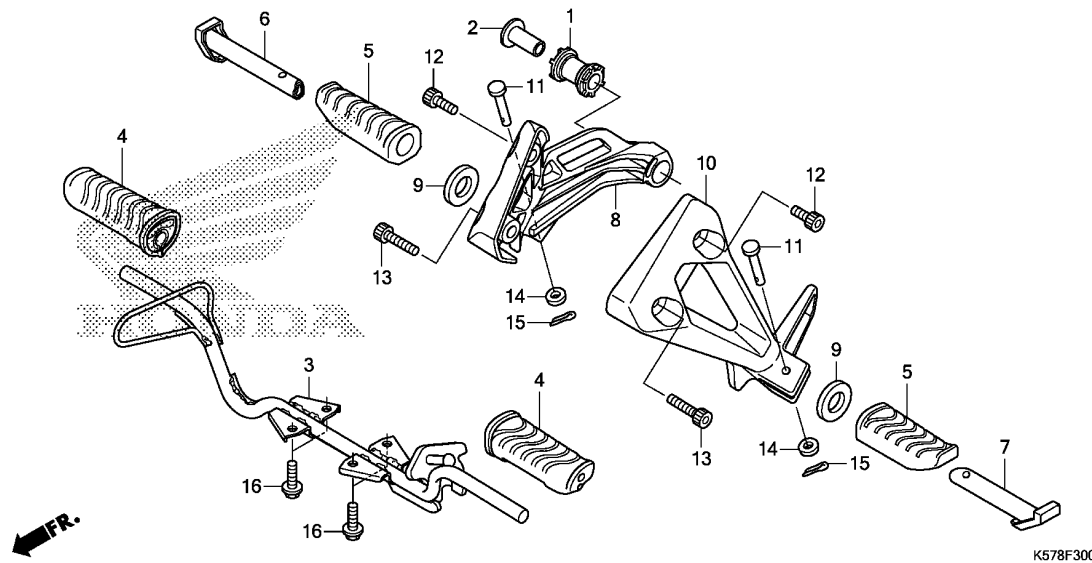
Ref. No.	Part No.	Description	Reqd. QTY			Serial No.	Parts catalogue code
			MD	MS	MCS		
			F	F	F		
1	18291-GE2-921	GASKET, EX. PIPE	1	1	1		
2	18345-MBT-610	RUBBER, PROTECTOR MOUNTING ..	2	2	2		
3	18350-K57-V00	MUFFLER COMP., EX.	1	1	1		
4	18355-K57-V00	COVER, MUFFLER	1	1	1		
5	33619-459-840	COLLAR, WINKER STAY	2	2	2		
6	90107-KVV-900	BOLT, BODY COVER SETTING	2	2	2		
7	90301-KWB-600	NUT, FLANGE, 8MM	2	2	2		
8	94050-08000	NUT, FLANGE, 8MM	1	1	1		
9	94103-08000	WASHER, PLAIN, 8MM	1	1	1		
10	95701-08020-00	BOLT, FLANGE, 8X20	1	1	1		
11	95701-08045-00	BOLT, FLANGE, 8X45	1	1	1		



K578F2900

Ref. No.	L.O.N.	(Relative ref. Number) Description	F.R.T.
1	4101A1	PEDAL, GEAR CHANGE	0.1
2	112107	ARM, KICK STARTER	0.1
3	6151B5	SWITCH, REAR STOP :PEDAL SIDE	0.6
5	811135	ROD, REAR BRAKE	0.5
7	810160	PEDAL, REAR BRAKE	0.5

Ref. No.	Part No.	Description	Reqd. QTY			Serial No.	Parts catalogue code
			MD	MS	MCS		
			F	F	F		
1	24701-KWW-621	PEDAL, GEAR CHANGE	1	1	1		
2	28300-K57-V00	ARM ASSY., KICK STARTER	1	1	1		
3	35350-KWW-641	SWITCH ASSY., RR. STOP	1	1	1		
4	35357-KCC-900	SPRING, STOP SWITCH	1	1	1		
5	43451-KWB-600	ROD COMP., RR. BRAKE	1	1	1		
6	43459-GN5-760	NUT, BRAKE ROD ADJUSTING	1	1	1		
7	46500-K57-V00	PEDAL COMP., BRAKE	1	1	1		
8	46513-KBP-900	SPRING ASSY., RR. BRAKE RETURN	1	1	1		
9	90601-KAF-003	CLIP, SWITCH COVER	1	1	1		
10	92101-06020-0A	BOLT, HEX., 6X20	1	1	1		
11	94101-05000	WASHER, PLAIN, 5MM	1	1	1		
12	94201-20150	PIN, SPLIT, 2.0X15	1	1	1		
13	95014-73100	SPRING A, BRAKE ROD	1	1	1		
14	95015-32001	JOINT B, BRAKE ARM	1	1	1		
15	95701-06025-00	BOLT, FLANGE, 6X25	1	1	1		

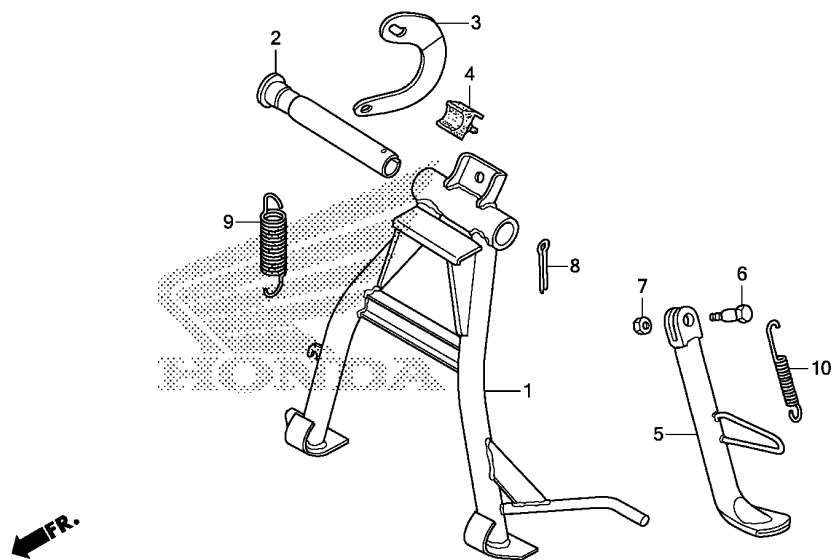


Ref. No.	L.O.N.	(Relative ref. Number) Description	F.R.T.
3	410145	BAR, STEP	0.4
4	4101D3	RUBBER, STEP :LEFT	0.1
	4101D4	RUBBER, STEP :RIGHT	0.1
	4101L8	RUBBER, STEP :BOTH	0.1
5	4101DX	RUBBER, PILLION STEP :LEFT ...	0.1
	4101DY	RUBBER, PILLION STEP :RIGHT ..	0.1
	4101DZ	RUBBER, PILLION STEP :BOTH ...	0.1
6	4101C8	BAR, PILLION STEP :RIGHT	0.1
7	4101C7	BAR, PILLION STEP :LEFT	0.1
	4101P4	BAR, PILLION STEP :BOTH	0.2
8	4101D0	BRACKET, PILLION STEP :RIGHT ..	0.2
10	4101C9	BRACKET, PILLION STEP :LEFT ..	0.2
	4101K4	BRACKET, PILLION STEP :BOTH ...	0.4

K578F3000

3

Ref. No.	Part No.	Description	Reqd. QTY			Serial No.	Parts catalogue code
			MD	MS	MCS		
			F	F	F		
1	18421-KBA-900	RUBBER, MUFFLER MOUNTING	1	1	1		
2	18422-KBA-900	COLLAR, MUFFLER MOUNTING	1	1	1		
3	50610-K57-V00	BAR COMP., STEP	1	1	1		
4	50661-KWB-600	RUBBER, STEP	2	2	2		
5	50710-KWB-600	RUBBER, PILLION STEP	2	2	2		
6	50711-KBP-900	BAR, R. PILLION STEP	1	1	1		
7	50712-KBP-900	BAR, L. PILLION STEP	1	1	1		
8	50715-K07-940	HOLDER, R. PILLION STEP	1	1	1		
9	50715-KE8-000	PLATE, PILLION STEP SIDE	2	2	2		
10	50716-KWW-E00	HOLDER, L. PILLION STEP	1	1	1		
11	90131-KWB-600	PIN, PILLION STEP	2	2	2		
12	90135-KWB-600	BOLT, SOCKET, 8X16	2	2	2		
13	90136-KWB-600	BOLT, SOCKET, 8X32	2	2	2		
14	94101-06000	WASHER, PLAIN, 6MM	2	2	2		
15	94201-16150	PIN, SPLIT, 1.6X15	2	2	2		
16	95701-08018-00	BOLT, FLANGE, 8X18	4	4	4		



K578F3100

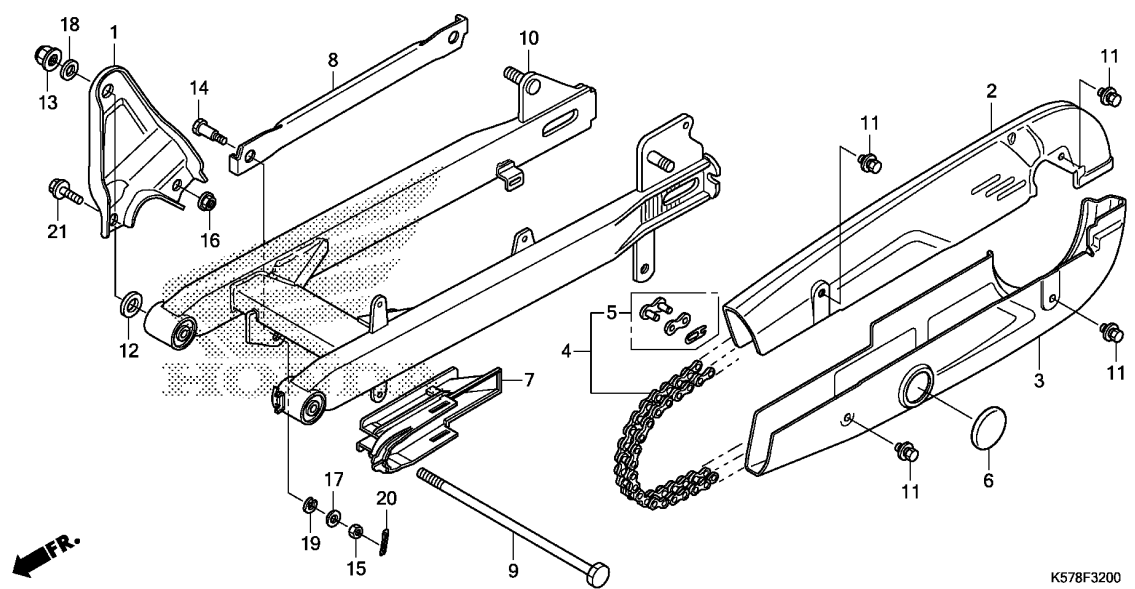
Ref. No.	L.O.N.	(Relative ref. Number) Description	F.R.T.
1		(2)	
410175		STAND, MAIN	0.5
5	410180	BAR, SIDE STAND	0.2
9		(3)	
410176		SPRING, MAIN STAND	0.2
10	410182	SPRING, SIDE STAND	0.1

Ref. No.	Part No.	Description	Reqd. QTY			Serial No.	Parts catalogue code
			MD	MS	MCS		
			F	F	F		
1	50500-KWW-B20	STAND COMP., MAIN	1	1	1		
2	50512-KWW-620	SHAFT, RR. BRAKE PIVOT	1	1	1		
3	50523-KWB-920	HOOK, MAIN STAND SPRING	1	1	1		
4	50524-397-000	RUBBER, STAND STOPPER	1	1	1		
5	50530-KWW-B20	BAR COMP., SIDE STAND	1	1	1		
6	90108-223-000	SCREW, SIDE STAND PIVOT	1	1	1		
7	94002-10000-0S	NUT, HEX., 10MM	1	1	1		
8	94201-30300	PIN, SPLIT, 3.0X30	1	1	1		
9	95014-71102	SPRING A, MAIN STAND	1	1	1		
10	95014-72102	SPRING A, SIDE STAND	1	1	1		

F-32

SWINGARM

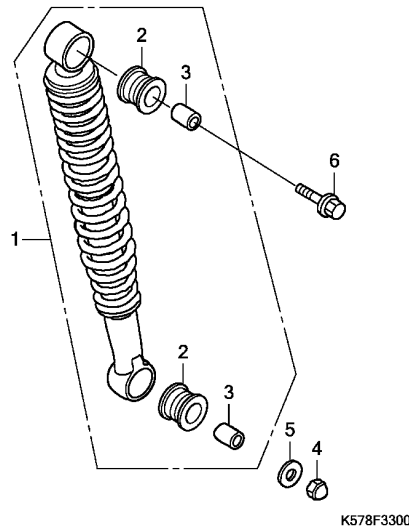
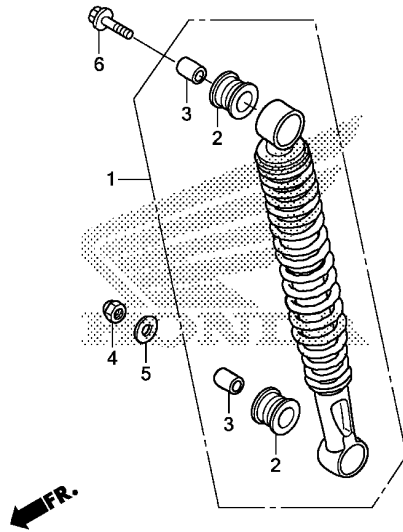
14



Ref. No.	L.O.N.	(Relative ref. Number) Description	F.R.T.
1	3131B7	BRACKET, MUFFLER	0.2
2	4101L9	CASE, DRIVE CHAIN :UPPER	0.1
3	4101M0	CASE, DRIVE CHAIN :LOWER	0.1
	4101P7	CASE, DRIVE CHAIN :BOTH	0.1
4	213165	CHAIN, DRIVE	0.2
7	4101E5	SLIDER, CHAIN	0.3
8	7111H2	ARM, REAR BRAKE STOPPER	0.3
10	5121B0	SWINGARM ASSEMBLY	0.8

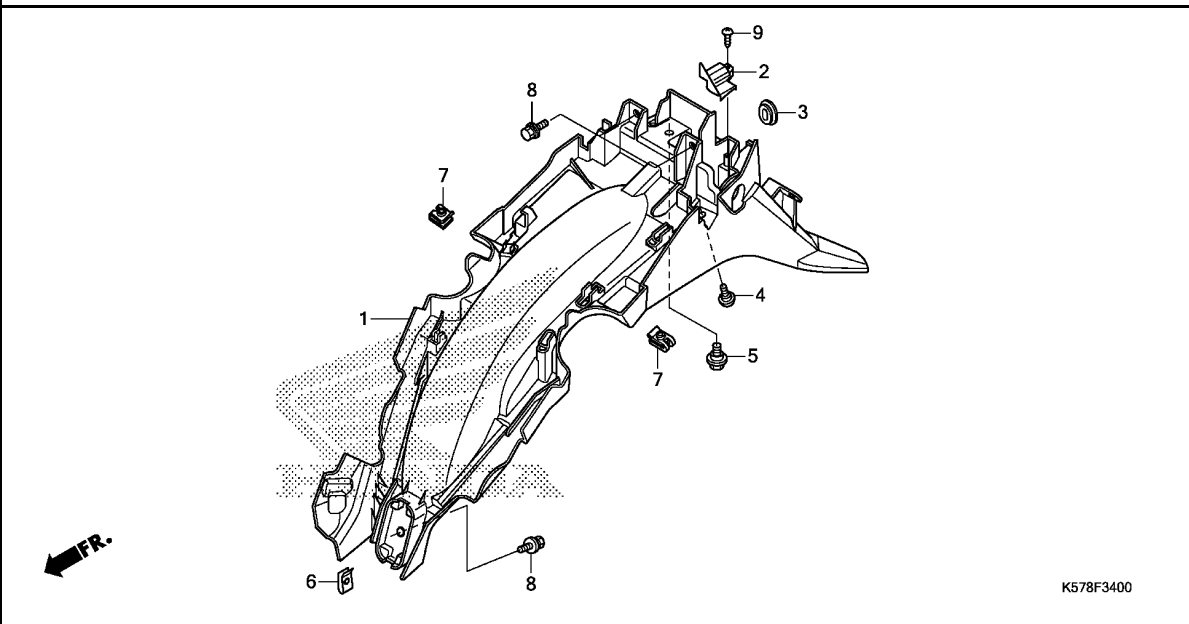
3

Ref. No.	Part No.	Description	Reqd. QTY			Serial No.	Parts catalogue code
			MD	MS	MCS		
1	18315-KWW-B20	BRACKET, MUFFLER	1	1	1		
2	40510-KWW-600ZD	CASE, UPPER HALF DRIVE CHAIN *NHA62M*	1	1	1		
3	40520-KWW-B20ZC	CASE, UNDER HALF DRIVE CHAIN *NHA62M*	1	1	1		
4	40530-KWW-B21	CHAIN, DRIVE(420-102L)(KMC) -	1	1	1		
5	40531-KWW-B21	JOINT, DRIVE CHAIN(KMC)	1	1	1		
6	40545-001-000	CAP, CHAIN CASE PEEP HOLE ...	1	1	1		
7	40591-KWW-600	PACKING, DRIVE CHAIN CASE ...	1	1	1		
8	43431-K57-V00	ARM, RR. BRAKE STOPPER	1	1	1		
9	52101-KWB-920	BOLT, SWINGARM PIVOT	1	1	1		
10	52200-KWW-B60ZC	SWINGARM SET, RR. *NHA62M*	1	1	1		
		MAGNETITE SILVER METALLIC	1	1	1		
11	90118-383-000	BOLT-WASHER, 6X6	4	4	4		
12	90122-KWB-600	WASHER, PIVOT BOLT	1	1	1		
13	90306-KGH-901	NUT, U, 12MM(FUJI SEIMITSU) -	1	1	1		
14	92812-10000	BOLT A, STOPPER ARM	1	1	1		
15	94001-08000-0S	NUT, HEX., 8MM	1	1	1		
16	94050-08000	NUT, FLANGE, 8MM	1	1	1		
17	94101-08000	WASHER, PLAIN, 8MM	1	1	1		
18	94101-12000	WASHER, PLAIN, 12MM	1	1	1		
19	94111-10000	WASHER, SPRING, 10MM	1	1	1		
20	94201-20150	PIN, SPLIT, 2.0X15	1	1	1		
21	95701-08012-00	BOLT, FLANGE, 8X12	1	1	1		



Ref. No.	L.O.N.	(Relative ref. Number) Description	F.R.T.
1	5121B6	CUSHION ASSY., REAR :LEFT	0.6
	5121B7	CUSHION ASSY., REAR :RIGHT	0.6
	5121B8	CUSHION ASSY., REAR :BOTH	0.7

Ref. No.	Part No.	Description	Reqd. QTY			Serial No.	Parts catalogue code
			MD	MS	MCS		
			F	F	F		
1	52400-KWW-B21	CUSHION ASSY., RR.(SHOWA) ...	2	2	2		
2	52485-KVY-901	BUSH, RUBBER(SHOWA)	4	4	4		
3	52486-GA7-003	COLLAR, RUBBER BUSH(SHOWA) ..	4	4	4		
4	90301-KTL-V00	NUT, HEX. CAP, 10MM	2	2	2		
5	94101-10000	WASHER, PLAIN, 10MM	2	2	2		
6	95801-10035-00	BOLT, FLANGE, 10X35	2	2	2		



K578F3400

Ref. No.	L.O.N. (Relative ref. Number)	Description	F.R.T.
----------	-------------------------------	-------------	--------

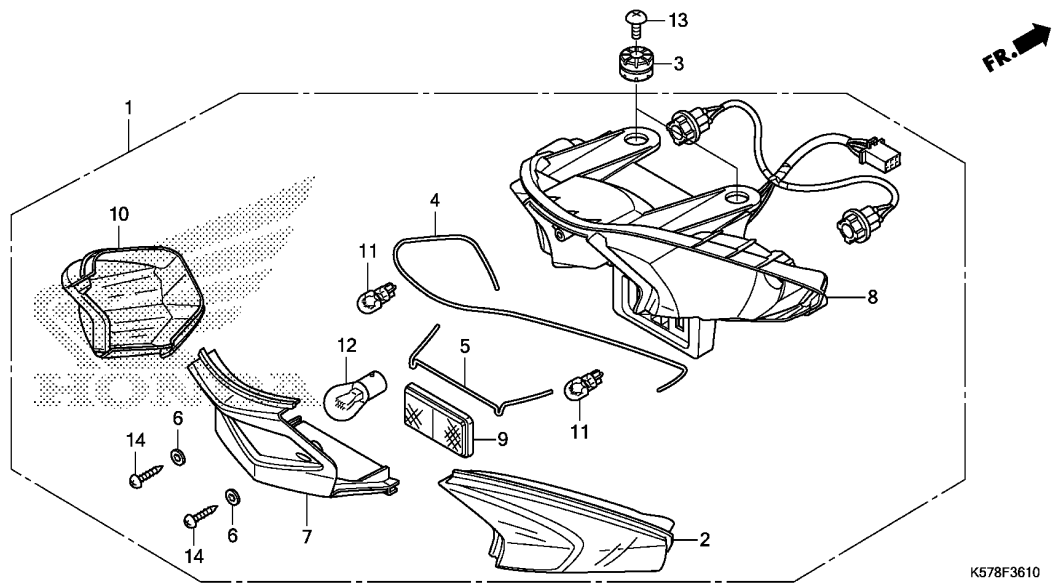
1	413102	FENDER, REAR	0.6
---	--------	--------------	-----

Ref. No.	Part No.	Description	Reqd. QTY			Serial No.	Parts catalogue code
			MD	MS	MCS		
			F	F	F		
1	80110-K57-V00ZC	FENDER SET, RR.(WL) *TYPE1*	1	1	1		
2	80120-K57-V00	COVER, SEAT LOCK	1	1	1		
3	83551-GE2-000	GROMMET, AIR CLEANER CASE	1	1	1		
4	90115-KWW-620	SCREW, VISOR SPECIAL SETTING	2	2	2		
5	90116-KVB-900	BOLT, FLANGE, 6MM	1	1	1		
6	90302-KWW-A00	NUT, SPRING, 4MM	1	1	1		
7	90677-KAN-T00	NUT, CLIP, 5MM	2	2	2		
8	93404-06012-08	BOLT-WASHER, 6X12	3	3	3		
9	93903-34310	SCREW, TAPPING, 4X12	1	1	1		

F-36-10

REAR COMBINATION LIGHT

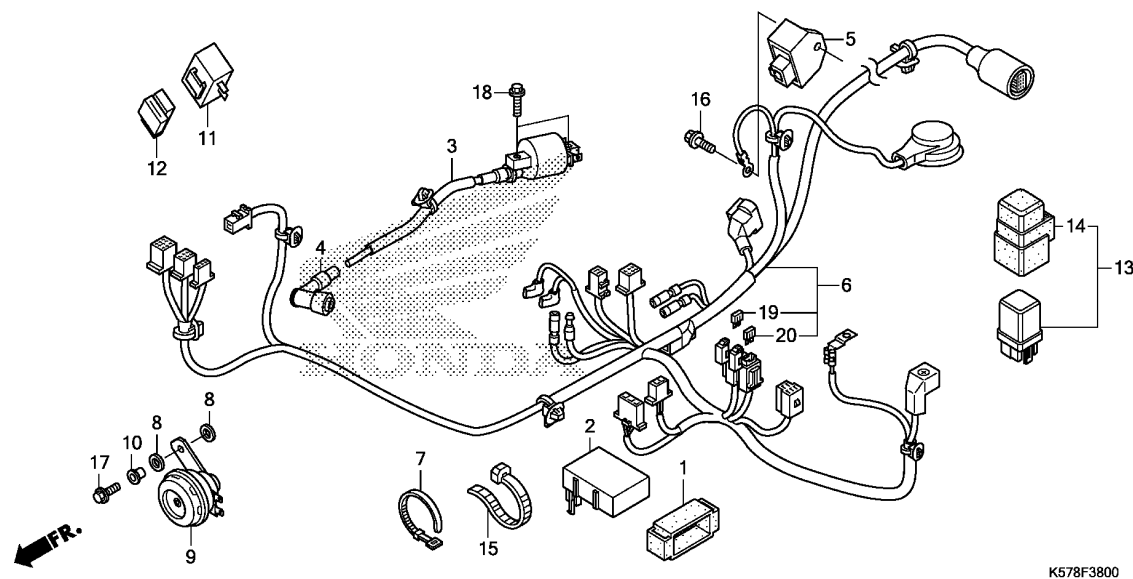
17



Ref. No.	L.O.N.	(Relative ref. Number) Description	F.R.T.
1	6161D5	TAILLIGHT UNIT	0.6
8	6161E2	BASE, TAILLIGHT	0.7
11	616139	(2,4,10) BULB, WINKER :REAR	0.1
		.NOTE: Same time for two units	
12	6161G0	BULB, WINKER :FOR 1 VEHICLE ..	0.3
		(5,7)	
	6161G1	BULB, TAILLIGHT	0.1

Ref. No.	Part No.	Description	Reqd. QTY			Serial No.	Parts catalogue code
			MD	MS	MCS		
1	33700-K57-V01	LIGHT ASSY., RR. COMBINATION	1	1	1		
2	33702-K57-V01	LENS, R. WINKER	1	1	1		
3	33705-KW7-900	RUBBER A, TAILLIGHT MOUNTING	2	2	2		
4	33706-K57-V01	PACKING(1)	1	1	1		
5	33707-K57-V01	PACKING(2)	1	1	1		
6	33709-KK9-690	WASHER, SPECIAL SEALING	2	2	2		
7	33710-K57-V01	LENS COMP., TAILLIGHT	1	1	1		
8	33711-K57-V01	BASE COMP., TAILLIGHT	1	1	1		
9	33741-KAN-961	REFLECTOR, RR. REFLEX(STANLEY)	1	1	1		
10	33752-K57-V01	LENS, L. WINKER	1	1	1		
11	34905-KAN-W01	BULB, WINKER(12V 10W)(AMBER) (STANLEY)	2	2	2		
12	34906-GB6-921	BULB, TAILLIGHT(12V 18/5W) (STANLEY)	1	1	1		
13	90107-KGH-600	SCREW, 6X12	2	2	2		
14	93901-24580	SCREW, TAPPING, 4X20	2	2	2		

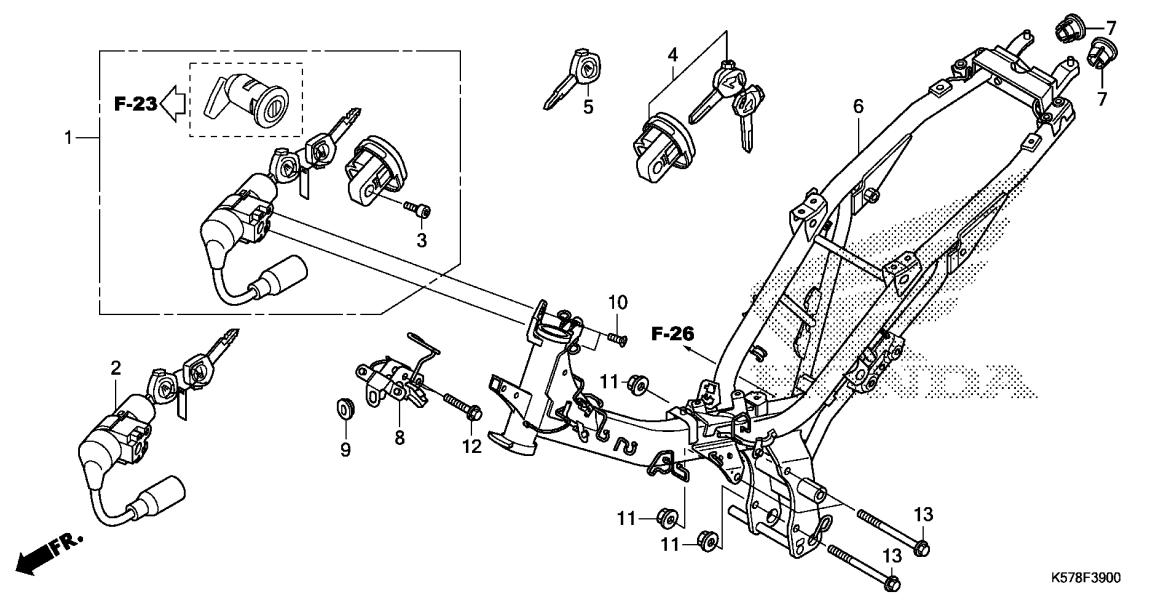
3



Ref. No.	L.O.N.	(Relative ref. Number) Description	F.R.T.
2	6141A1	IGNITION CONTROL MODULE	0.3
3	614105	COIL, IGNITION	0.8
5	6131B2	RECTIFIER, REGULATE	0.7
6	611100	HARNESS, WIRE	0.9
9	616169	HORN	0.5
11	6111C3	RELAY, WINKER	0.5
13	6111C5	RELAY, STARTER	0.2

3

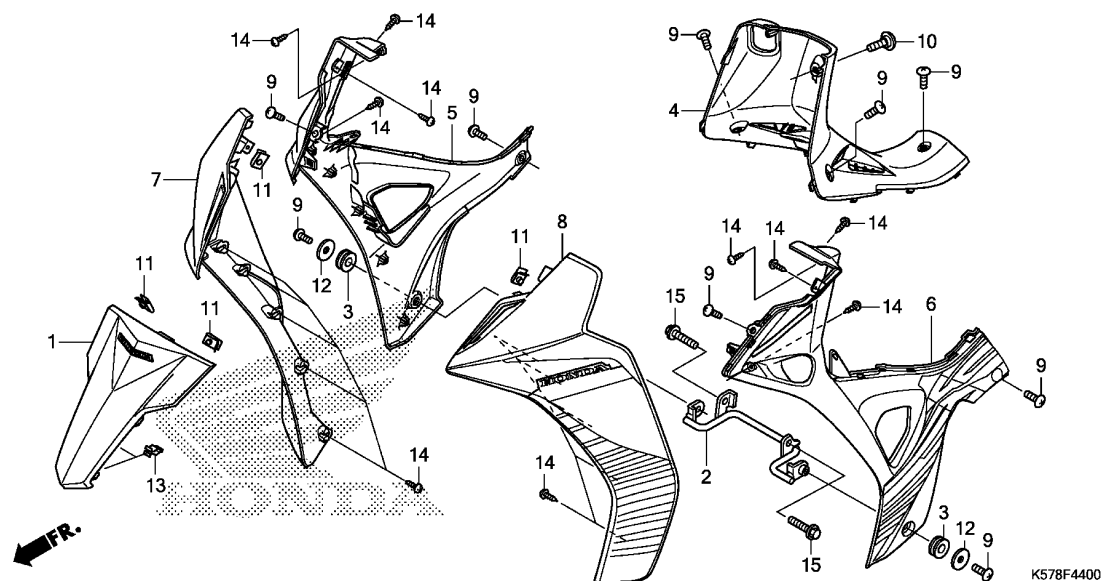
Ref. No.	Part No.	Description	Reqd. QTY			Serial No.	Parts catalogue code
			MD	MS	MCS		
			F	F	F		
1	30401-KTE-910	CUSHION, C.D.I. UNIT	1	1	1		
2	30410-KWW-E12	C.D.I. UNIT(SHINDENGEN)	1	1	1		
3	30510-K57-V01	COIL ASSY., IGNITION	1	1	1		
4	30700-K03-V01	CAP ASSY., NOISE SUPPRESSOR ..	1	1	1		
5	31600-KVB-N51	RECTIFIER COMP., REGULATOR ..	1	1	1		
6	32100-K57-V00	HARNESS, WIRE	1	1	1		
7	32161-KRS-600	BAND B1, WIRE	1	1	1		
8	33714-KL3-620	RUBBER, TAILLIGHT BRACKET ...	2	2	2		
9	38110-KWW-B21	HORN COMP.	1	1	1		
10	38117-KPH-880	COLLAR, HORN SETTING	1	1	1		
11	38301-GBG-911	RELAY COMP., WINKER (PT.MITSUBA)	1	1	1		
12	38306-GE7-000	SUSPENSION, WINKER RELAY	1	1	1		
13	38500-KWW-B61	RELAY ASSY., STARTER(MITSUBA)	1	1	1		
14	38506-KWW-B61	SUSPENSION(MITSUBA)	1	1	1		
15	90620-SB2-003	BAND, WIRE HARNESS	1	1	1		
16	95701-06014-00	BOLT, FLANGE, 6X14	1	1	1		
17	95701-06016-00	BOLT, FLANGE, 6X16	1	1	1		
18	95701-06020-00	BOLT, FLANGE, 6X20	2	2	2		
19	98200-40750	FUSE, MINI(7.5A)	1	1	1		
20	98200-41000	FUSE, MINI(10A)	1	1	1		



Ref. No.	L.O.N.	(Relative ref. Number) Description	F.R.T.
1	6151A1	KEY SET	2.0
2	6151A5	SWITCH, COMBINATION & LOCK ...	1.8
4	6151A2	KEY, SHUTTER	1.7
6	410100	BODY, FRAME	5.7
		.EXCLUDES: Key cutting	
		.INCLUDES: Engine removal and installation	
8	411105	STAY, FRONT COVER	0.5

Ref. No.	Part No.	Description	Reqd. QTY			Serial No.	Parts catalogue code
			MD	MS	MCS		
			F	F	F		
1	35010-K57-V00	KEY SET	1	1	1		
2	35101-K57-V01	SWITCH ASSY., COMBINATION & LOCK	1	1	1		
3	35109-KWW-A01	BOLT, SOCKET, 5X8	1	1	1		
4	35110-K25-901	KEY SET, SHUTTER	1	1	1		
5	35121-KVY-900	KEY, BLANK	(1)	(1)	(1)		
6	50100-K57-V00	BODY COMP., FRAME	1	1	1		
7	50196-KWW-A00	CAP, FRAME BODY END	2	2	2		
8	64221-K57-V10	STAY, FR. TOP COVER(DRUM) ...	1	-	-		
	64221-K57-V00	STAY, FR. TOP COVER(DISK) ...	-	1	1		
9	83551-GE2-000	GROMMET, AIR CLEANER CASE ...	1	1	1		
10	90164-KZL-A00	SCREW, U-LOCK FLAT, 6X12	2	2	2		
11	94050-10080	NUT, FLANGE, 10MM	3	3	3		
12	95701-08032-00	BOLT, FLANGE, 8X32	2	2	2		
13	95801-10110-08	BOLT, FLANGE, 10X110	3	3	3		





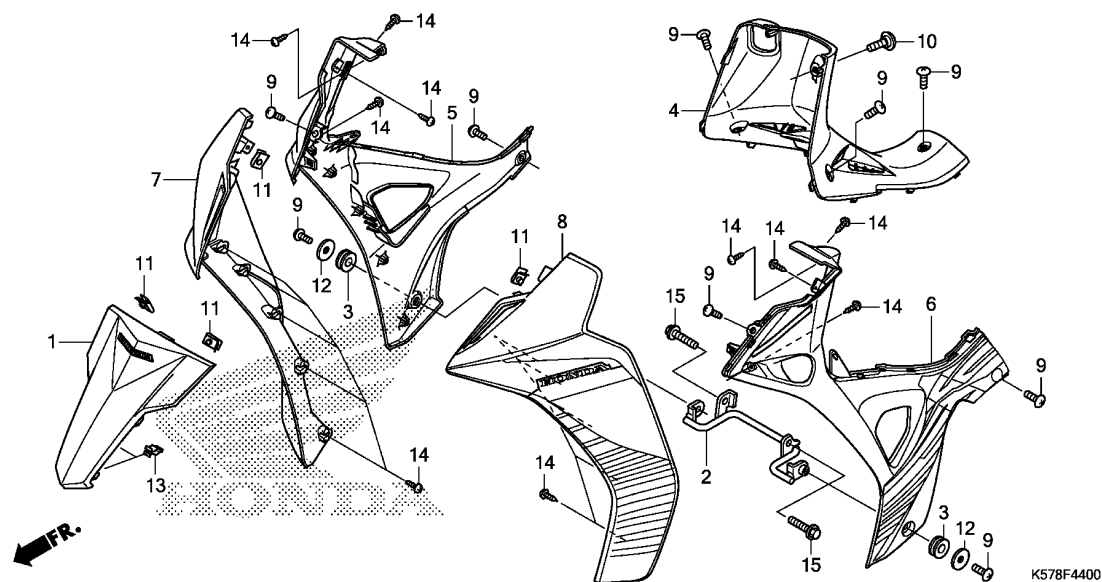
Ref. No.	L.O.N.	(Relative ref. Number) Description	F.R.T.
1	3101B6	COVER, FRONT TOP	0.1
4	4131JP	COVER, MAIN PIPE	0.2
5	4131S9	COVER, MAIN PIPE SIDE :RIGHT ..	0.5
6	4131S8	COVER, MAIN PIPE SIDE :LEFT ..	0.5
	4131T0	COVER, MAIN PIPE SIDE :BOTH ..	0.6
7	4131S6	LEGSHIELD :RIGHT	0.5
8	4131S5	LEGSHIELD :LEFT	0.5
	4131S7	LEGSHIELD :BOTH	0.6

3

Ref. No.	Part No.	Description	Reqd. QTY			Serial No.	Parts catalogue code
			MD	MS	MCS		
			F	F	F		
1	64200-K57-V10ZF	COVER SET, FR. TOP(WL)					
		TYPE2	1	-	-	-----	3V
	64200-K57-V10ZH	*TYPE1*	1	-	-	-----	V
	64200-K57-V10ZB	*TYPE4*	1	-	1	-----	V
	64200-K57-V10ZD	*TYPE3*	1	-	1	-----	V
	64200-K57-V10ZF	*TYPE2*	-	1	1	-----	V
	64200-K57-V10ZB	*TYPE4*	-	1	-	-----	3V
	64200-K57-V10ZD	*TYPE3*	-	1	-	-----	3V
	64200-K57-V10ZW	*TYPE5*	-	1	-	-----	3V
	64200-K57-V10ZH	*TYPE1*	-	1	-	-----	V
	64200-K57-V10ZW	*TYPE5*	-	-	1	-----	V
2	64311-KWW-A80	STAY, LOWER COVER	1	1	1	-----	
3	64312-KWW-640	GROMMET, MAIN PIPE COVER	2	2	2	-----	
4	64320-K57-V00	COVER, MAIN PIPE	1	1	1	-----	
5	64460-K57-V00ZA	COVER SET, R. MAIN PIPE SIDE (WL)					
		TYPE2	1	-	-	-----	3V
	64460-K57-V00ZB	*TYPE1*	1	-	-	-----	3V
	64460-K57-V10ZA	*TYPE3*	1	-	-	-----	V
	64460-K57-V10ZB	*TYPE2*	1	-	-	-----	V
	64460-K57-V10ZC	*TYPE1*	1	-	-	-----	V
	64460-K57-V20ZA	*TYPE4*	-	1	-	-----	3V
	64460-K57-V20ZB	*TYPE3*	-	1	-	-----	3V
	64460-K57-V20ZC	*TYPE2*	-	1	-	-----	3V
	64460-K57-V20ZD	*TYPE1*	-	1	-	-----	3V
	64460-K57-V00ZA	*TYPE2*	-	1	-	-----	V
	64460-K57-V00ZB	*TYPE1*	-	1	-	-----	V
	64460-K57-V20ZA	*TYPE4*	-	-	1	-----	V
	64460-K57-V20ZB	*TYPE3*	-	-	1	-----	V

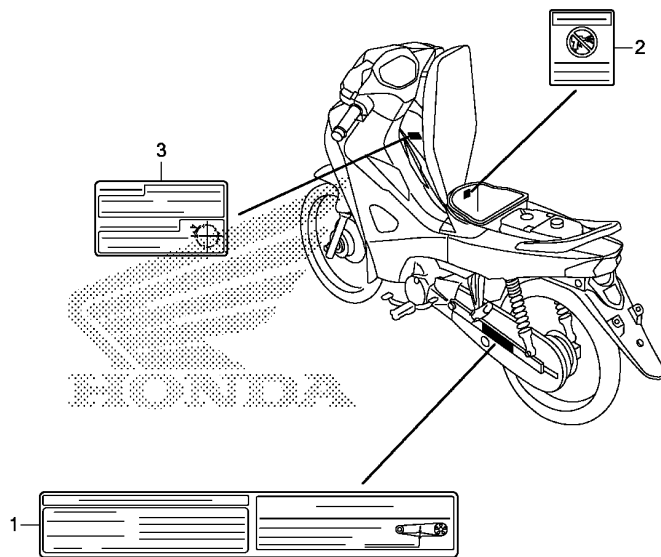
Ref. No.	Part No.	Description	Reqd. QTY			Serial No.	Parts catalogue code
			MD	MS	MCS		
			F	F	F		
(5)	64460-K57-V20ZC	COVER SET, R. MAIN PIPE SIDE (WL)					
		TYPE2.....	-	-	1		
	64460-K57-V20ZD	*TYPE1*.....	-	-	1		
6	64465-K57-V00ZA	COVER SET, L. MAIN PIPE SIDE (WL)					
		TYPE2.....	1	-	-	-----	3V
	64465-K57-V00ZB	*TYPE1*.....	1	-	-	-----	3V
	64465-K57-V10ZA	*TYPE3*.....	1	-	-	-----	V
	64465-K57-V10ZB	*TYPE2*.....	1	-	-	-----	V
	64465-K57-V10ZC	*TYPE1*.....	1	-	-	-----	V
	64465-K57-V20ZA	*TYPE4*.....	-	1	-	-----	3V
	64465-K57-V20ZB	*TYPE3*.....	-	1	-	-----	3V
	64465-K57-V20ZC	*TYPE2*.....	-	1	-	-----	3V
	64465-K57-V20ZD	*TYPE1*.....	-	1	-	-----	3V
	64465-K57-V00ZA	*TYPE2*.....	-	1	-	-----	V
	64465-K57-V00ZB	*TYPE1*.....	-	1	-	-----	V
	64465-K57-V20ZA	*TYPE4*.....	-	-	1		
	64465-K57-V20ZB	*TYPE3*.....	-	-	1		
	64465-K57-V20ZC	*TYPE2*.....	-	-	1		
	64465-K57-V20ZD	*TYPE1*.....	-	-	1		
7	64750-K57-V00ZA	LEGSHIELD SET, R.(WL)					
		TYPE2.....	1	-	-	-----	3V
	64750-K57-V00ZB	*TYPE1*.....	1	-	-	-----	3V
	64750-K57-V10ZA	*TYPE3*.....	1	-	-	-----	V
	64750-K57-V10ZB	*TYPE2*.....	1	-	-	-----	V
	64750-K57-V10ZC	*TYPE1*.....	1	-	-	-----	V
	64750-K57-V20ZA	*TYPE4*.....	-	1	-	-----	3V
	64750-K57-V20ZB	*TYPE3*.....	-	1	-	-----	3V
	64750-K57-V20ZC	*TYPE2*.....	-	1	-	-----	3V
	64750-K57-V20ZD	*TYPE1*.....	-	1	-	-----	3V
	64750-K57-V00ZA	*TYPE2*.....	-	1	-	-----	V
	64750-K57-V00ZB	*TYPE1*.....	-	1	-	-----	V
	64750-K57-V20ZA	*TYPE4*.....	-	-	1		
	64750-K57-V20ZB	*TYPE3*.....	-	-	1		
	64750-K57-V20ZC	*TYPE2*.....	-	-	1		
	64750-K57-V20ZD	*TYPE1*.....	-	-	1		
8	64770-K57-V00ZA	LEGSHIELD SET, L.(WL)					
		TYPE2.....	1	-	-	-----	3V
	64770-K57-V00ZB	*TYPE1*.....	1	-	-	-----	3V
	64770-K57-V10ZA	*TYPE3*.....	1	-	-	-----	V
	64770-K57-V10ZB	*TYPE2*.....	1	-	-	-----	V
	64770-K57-V10ZC	*TYPE1*.....	1	-	-	-----	V
	64770-K57-V20ZA	*TYPE4*.....	-	1	-	-----	3V
	64770-K57-V20ZB	*TYPE3*.....	-	1	-	-----	3V
	64770-K57-V20ZC	*TYPE2*.....	-	1	-	-----	3V
	64770-K57-V20ZD	*TYPE1*.....	-	1	-	-----	3V
	64770-K57-V00ZA	*TYPE2*.....	-	1	-	-----	V
	64770-K57-V00ZB	*TYPE1*.....	-	1	-	-----	V
	64770-K57-V20ZA	*TYPE4*.....	-	-	1		
	64770-K57-V20ZB	*TYPE3*.....	-	-	1		
	64770-K57-V20ZC	*TYPE2*.....	-	-	1		
	64770-K57-V20ZD	*TYPE1*.....	-	-	1		
9	90107-KGH-600	SCREW, 6X12	9	9	9		
10	90115-KW7-900	SCREW, VISOR SPECIAL SETTING	1	1	1		
11	90302-KWW-A00	NUT, SPRING, 4MM	4	4	4		





3

Ref. No.	Part No.	Description	Reqd. QTY			Serial No.	Parts catalogue code
			MD	MS	MCS		
			F	F	F		
12	90501-KST-920	WASHER, SEAT MOUNTING, 6MM ..	2	2	2		
13	90601-SJA-003	CLIP, SNAP FITTING	2	2	2		
14	93903-34380	SCREW, TAPPING, 4X12	18	18	18		
15	96001-06020-00	BOLT, FLANGE, 6X20	2	2	2		



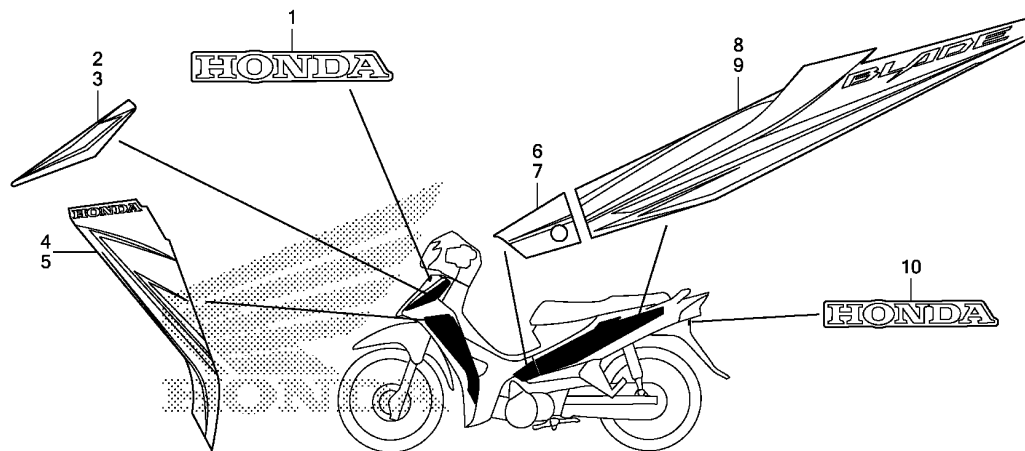
K578F4900

Ref. No.	L.O.N.	(Relative ref. Number)	Description	F.R.T.
----------	--------	------------------------	-------------	--------

NO INFORMATION

3

Ref. No.	Part No.	Description	Reqd. QTY			Serial No.	Parts catalogue code
			MD	MS	MCS		
			F	F	F		
1	87505-K57-V00	LABEL, TIRE & DRIVE CHAIN ...	1	1	1		
2	87509-KWW-V00	LABEL, AIR CLEANER ELEMENT					
		NOTICE	1	1	1		
3	87560-KTM-900	MARK, DRIVE CAUTION	1	1	1		

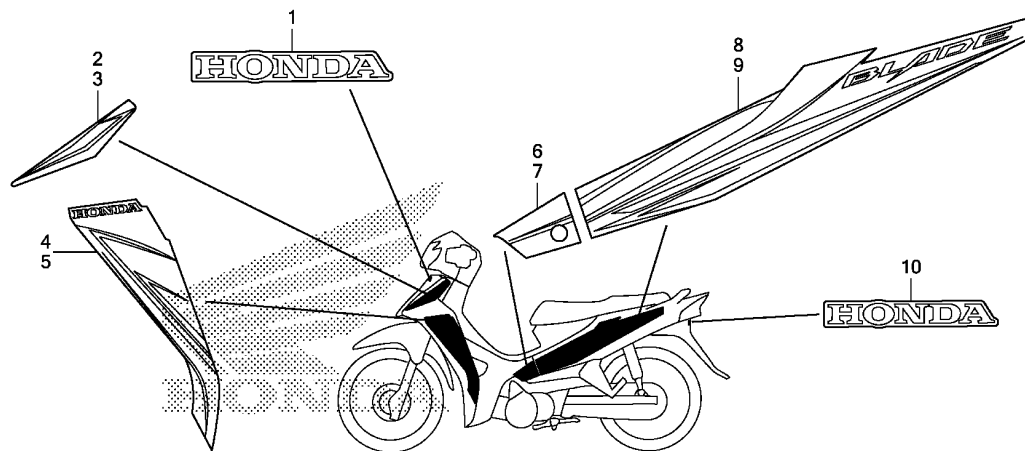


K578F5000

Ref. L.O.N. (Relative ref. Number) F.R.T.
No. Description

NO INFORMATION

Ref. No.	Part No.	Description	Reqd. QTY			Serial No.	Parts catalogue code
			MD	MS	MCS		
1	86101-K57-V10ZB	MARK, HONDA(75MM)					
		TYPE2	1	-	-	-----	V
	86101-K57-V10ZC	*TYPE1*	1	-	-	-----	V
2	86641-K57-V10ZA	STRIPE A, R. LEG SHIELD					
		TYPE2	1	-	-	-----	V
	86641-K57-V10ZB	*TYPE1*	1	-	-	-----	V
	86641-K57-V10ZC	*TYPE3*	1	-	-	-----	V
3	86642-K57-V10ZA	STRIPE A, L. LEG SHIELD					
		TYPE2	1	-	-	-----	V
	86642-K57-V10ZB	*TYPE1*	1	-	-	-----	V
	86642-K57-V10ZC	*TYPE3*	1	-	-	-----	V
4	86643-K57-V10ZA	STRIPE B, R. LEG SHIELD					
		TYPE3	1	-	-	-----	V
	86643-K57-V10ZB	*TYPE2*	1	-	-	-----	V
	86643-K57-V10ZC	*TYPE1*	1	-	-	-----	V
5	86644-K57-V10ZA	STRIPE B, L. LEG SHIELD					
		TYPE3	1	-	-	-----	V
	86644-K57-V10ZB	*TYPE2*	1	-	-	-----	V
	86644-K57-V10ZC	*TYPE1*	1	-	-	-----	V
6	86645-K57-V10ZA	STRIPE, R. MAIN PIPE SIDE COVER					
		TYPE2	1	-	-	-----	V
	86645-K57-V10ZB	*TYPE1*	1	-	-	-----	V
	86645-K57-V10ZC	*TYPE3*	1	-	-	-----	V
7	86646-K57-V10ZA	STRIPE, L. MAIN PIPE SIDE COVER					
		TYPE2	1	-	-	-----	V
	86646-K57-V10ZB	*TYPE1*	1	-	-	-----	V



K578F5000

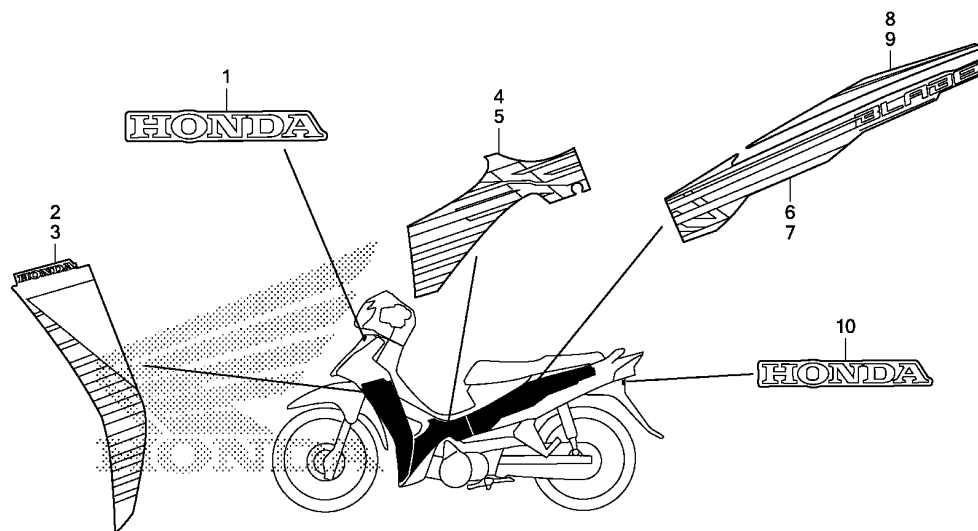
3

Ref. No.	Part No.	Description	Reqd. QTY			Serial No.	Parts catalogue code
			MD	MS	MCS		
			F	F	F		
(7)	86646-K57-V10ZC	STRIPE, L. MAIN PIPE SIDE COVER					
		TYPE3	1	-	-	-----	V
8	86647-K57-V10ZA	STRIPE, R. BODY COVER					
		TYPE2	1	-	-	-----	V
	86647-K57-V10ZB	*TYPE1*	1	-	-	-----	V
	86647-K57-V10ZC	*TYPE3*	1	-	-	-----	V
9	86648-K57-V10ZA	STRIPE, L. BODY COVER					
		TYPE2	1	-	-	-----	V
	86648-K57-V10ZB	*TYPE1*	1	-	-	-----	V
	86648-K57-V10ZC	*TYPE3*	1	-	-	-----	V
10	87110-KVM-830ZA	MARK, HONDA(60MM)					
		TYPE1	1	-	-	-----	V

F-50-1

MARK/STRIPE(2)

J 1



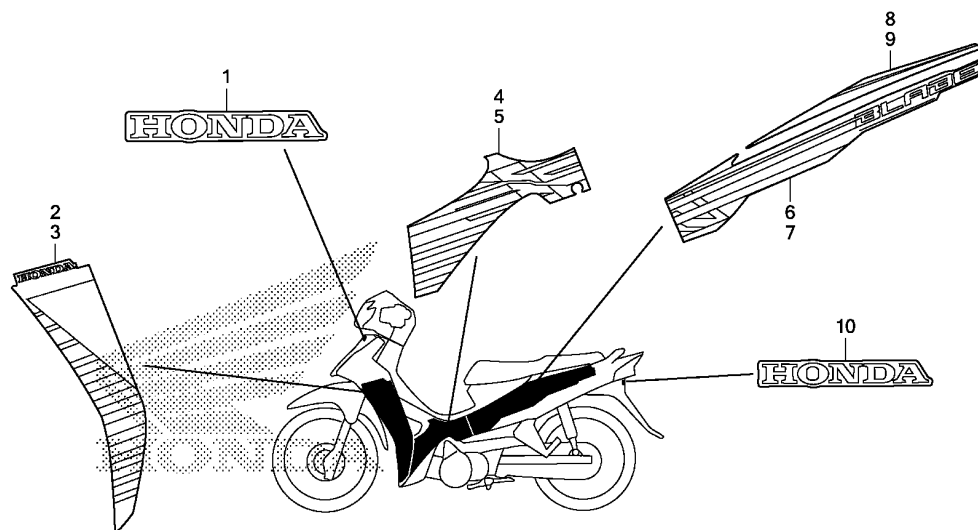
K578F5001

Ref. L.O.N. (Relative ref. Number) F.R.T.
No. Description

NO INFORMATION

Ref. No.	Part No.	Description	Reqd. QTY			Serial No.	Parts catalogue code
			MD	MS	MCS		
			F	F	F		
1	86101-K57-V10ZC	MARK, HONDA(75MM) *TYPE1*.....	1	-	-	-----	3V
			-	1	-	-----	V
2	86641-K57-V00ZB	STRIPE, R. LEG SHIELD *TYPE2*.....	1	-	-	-----	3V
	86641-K57-V00ZC	*TYPE1*.....	1	-	-	-----	3V
	86641-K57-V00ZB	*TYPE2*.....	-	1	-	-----	V
	86641-K57-V00ZC	*TYPE1*.....	-	1	-	-----	V
3	86642-K57-V00ZB	STRIPE, L. LEG SHIELD *TYPE2*.....	1	-	-	-----	3V
	86642-K57-V00ZC	*TYPE1*.....	1	-	-	-----	3V
	86642-K57-V00ZB	*TYPE2*.....	-	1	-	-----	V
	86642-K57-V00ZC	*TYPE1*.....	-	1	-	-----	V
4	86645-K57-V00ZB	STRIPE, R. MAIN PIPE SIDE COVER *TYPE2*.....	1	-	-	-----	3V
	86645-K57-V00ZC	*TYPE1*.....	1	-	-	-----	3V
	86645-K57-V00ZB	*TYPE2*.....	-	1	-	-----	V
	86645-K57-V00ZC	*TYPE1*.....	-	1	-	-----	V
5	86646-K57-V00ZB	STRIPE, L. MAIN PIPE SIDE COVER *TYPE2*.....	1	-	-	-----	3V
	86646-K57-V00ZC	*TYPE1*.....	1	-	-	-----	3V
	86646-K57-V00ZB	*TYPE2*.....	-	1	-	-----	V
	86646-K57-V00ZC	*TYPE1*.....	-	1	-	-----	V
6	86647-K57-V00ZB	STRIPE A, R. BODY COVER *TYPE2*.....	1	-	-	-----	3V
	86647-K57-V00ZC	*TYPE1*.....	1	-	-	-----	3V

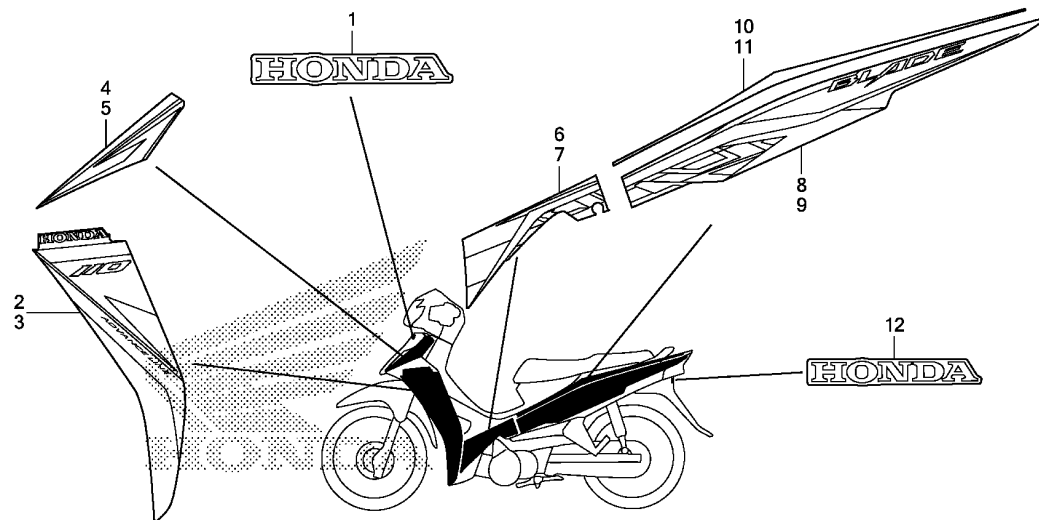
3



K578F5001

3

Ref. No.	Part No.	Description	Reqd. QTY			Serial No.	Parts catalogue code
			MD	MS	MCS		
			F	F	F		
(6)	86647-K57-V00ZB	STRIPE A, R. BODY COVER	-	1	-	-----	V
		TYPE2	-	1	-	-----	V
	86647-K57-V00ZC	*TYPE1*	-	1	-	-----	V
7	86648-K57-V00ZB	STRIPE A, L. BODY COVER	1	-	-	-----	3V
		TYPE2	1	-	-	-----	3V
	86648-K57-V00ZC	*TYPE1*	-	1	-	-----	V
	86648-K57-V00ZB	*TYPE2*	-	1	-	-----	V
	86648-K57-V00ZC	*TYPE1*	-	1	-	-----	V
8	86649-K57-V00ZA	STRIPE B, R. BODY COVER	1	-	-	-----	3V
		TYPE2	1	-	-	-----	3V
	86649-K57-V00ZB	*TYPE1*	-	1	-	-----	V
	86649-K57-V00ZA	*TYPE2*	-	1	-	-----	V
	86649-K57-V00ZB	*TYPE1*	-	1	-	-----	V
9	86650-K57-V00ZA	STRIPE B, L. BODY COVER	1	-	-	-----	3V
		TYPE2	1	-	-	-----	3V
	86650-K57-V00ZB	*TYPE1*	-	1	-	-----	V
	86650-K57-V00ZA	*TYPE2*	-	1	-	-----	V
	86650-K57-V00ZB	*TYPE1*	-	1	-	-----	V
10	87110-KVM-830ZA	MARK, HONDA(60MM)	1	-	-	-----	3V
		TYPE1	-	1	-	-----	V

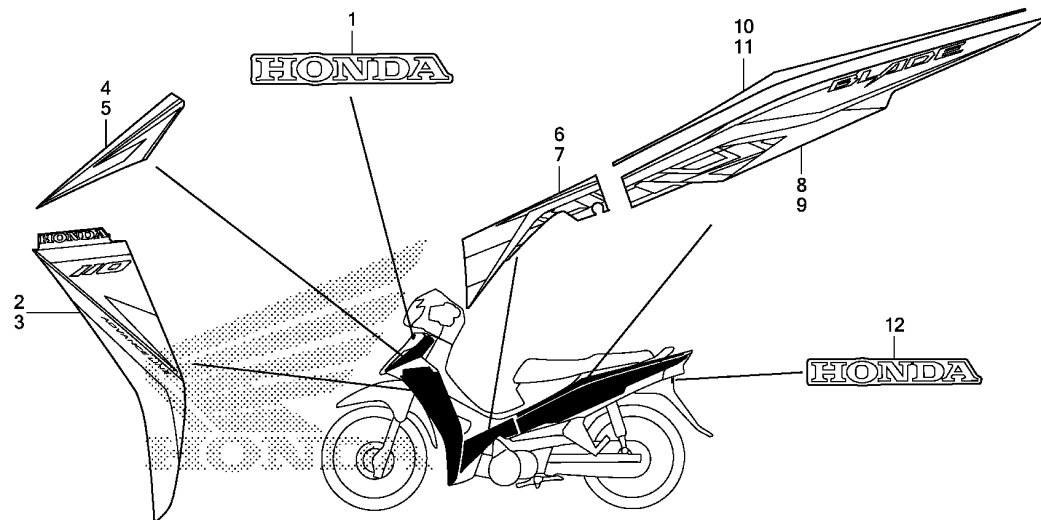


K578F5002

Ref. L.O.N. (Relative ref. Number) F.R.T.
No. Description

NO INFORMATION

Ref. No.	Part No.	Description	Reqd. QTY			Serial No.	Parts catalogue code
			MD	MS	MCS		
			F	F	F		
1	86101-K57-V10ZB	MARK, HONDA(75MM)	-	1	-	-----	3V
		TYPE2	-	1	-	-----	3V
	86101-K57-V10ZC	*TYPE1*	-	1	-	-----	3V
	86101-K57-V10ZB	*TYPE2*	-	-	1	-----	
	86101-K57-V10ZC	*TYPE1*	-	-	1	-----	
2	86641-K57-V20ZA	STRIPE A, R. LEG SHIELD	-	1	-	-----	3V
		TYPE4	-	1	-	-----	3V
	86641-K57-V20ZB	*TYPE3*	-	1	-	-----	3V
	86641-K57-V20ZC	*TYPE2*	-	1	-	-----	3V
	86641-K57-V20ZD	*TYPE1*	-	1	-	-----	3V
	86641-K57-V20ZA	*TYPE4*	-	-	1	-----	
	86641-K57-V20ZB	*TYPE3*	-	-	1	-----	
	86641-K57-V20ZC	*TYPE2*	-	-	1	-----	
	86641-K57-V20ZD	*TYPE1*	-	-	1	-----	
3	86642-K57-V20ZA	STRIPE A, L. LEG SHIELD	-	1	-	-----	3V
		TYPE4	-	1	-	-----	3V
	86642-K57-V20ZB	*TYPE3*	-	1	-	-----	3V
	86642-K57-V20ZC	*TYPE2*	-	1	-	-----	3V
	86642-K57-V20ZD	*TYPE1*	-	1	-	-----	3V
	86642-K57-V20ZA	*TYPE4*	-	-	1	-----	
	86642-K57-V20ZB	*TYPE3*	-	-	1	-----	
	86642-K57-V20ZC	*TYPE2*	-	-	1	-----	
	86642-K57-V20ZD	*TYPE1*	-	-	1	-----	
4	86643-K57-V20ZA	STRIPE B, R. LEG SHIELD	-	1	-	-----	3V
		TYPE4	-	1	-	-----	3V
	86643-K57-V20ZB	*TYPE3*	-	1	-	-----	3V
	86643-K57-V20ZC	*TYPE2*	-	1	-	-----	3V
	86643-K57-V20ZD	*TYPE1*	-	1	-	-----	3V
	86643-K57-V20ZA	*TYPE4*	-	-	1	-----	



K578F5002

3

Ref. No.	Part No.	Description	Reqd. QTY			Serial No.	Parts catalogue code
			MD	MS	MCS		
			F	F	F		
(4)	86643-K57-V20ZB	STRIPE B, R. LEG SHIELD	-	-	1		
		TYPE3	-	-	1		
	86643-K57-V20ZC	*TYPE2*	-	-	1		
	86643-K57-V20ZD	*TYPE1*	-	-	1		
5	86644-K57-V20ZA	STRIPE B, L. LEG SHIELD	-	1	-	-----	3V
		TYPE4	-	1	-	-----	3V
	86644-K57-V20ZB	*TYPE3*	-	1	-	-----	3V
	86644-K57-V20ZC	*TYPE2*	-	1	-	-----	3V
	86644-K57-V20ZD	*TYPE1*	-	1	-	-----	3V
	86644-K57-V20ZA	*TYPE4*	-	-	1		
	86644-K57-V20ZB	*TYPE3*	-	-	1		
	86644-K57-V20ZC	*TYPE2*	-	-	1		
	86644-K57-V20ZD	*TYPE1*	-	-	1		
6	86645-K57-V20ZA	STRIPE, R. MAIN PIPE SIDE COVER	-	1	-	-----	3V
		TYPE4	-	1	-	-----	3V
	86645-K57-V20ZB	*TYPE3*	-	1	-	-----	3V
	86645-K57-V20ZC	*TYPE2*	-	1	-	-----	3V
	86645-K57-V20ZD	*TYPE1*	-	1	-	-----	3V
	86645-K57-V20ZA	*TYPE4*	-	-	1		
	86645-K57-V20ZB	*TYPE3*	-	-	1		
	86645-K57-V20ZC	*TYPE2*	-	-	1		
	86645-K57-V20ZD	*TYPE1*	-	-	1		
7	86646-K57-V20ZA	STRIPE, L. MAIN PIPE SIDE COVER	-	1	-	-----	3V
		TYPE4	-	1	-	-----	3V
	86646-K57-V20ZB	*TYPE3*	-	1	-	-----	3V
	86646-K57-V20ZC	*TYPE2*	-	1	-	-----	3V