

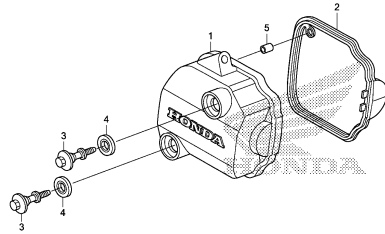
# ENGINE GROUP

D 1

E-1

CYLINDER HEAD COVER

E 1

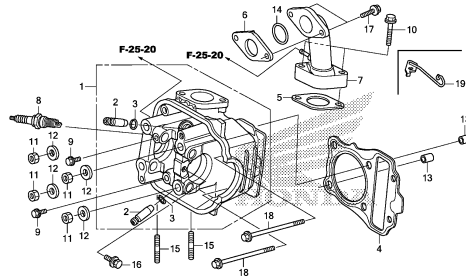


K07VE0100

E-2

CYLINDER HEAD

E 2

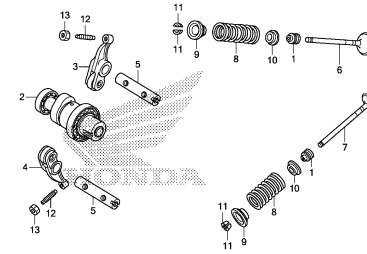


K07VE020A

E-3

CAMSHAFT/VALVE

E 3

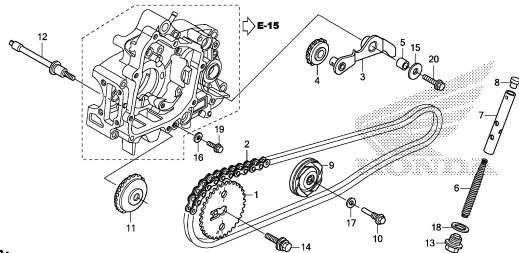


K07VE0300

E-4

CAM CHAIN/TENSIONER

E 4

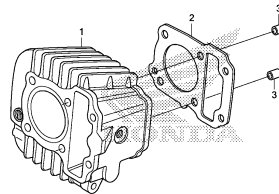


K07VE0400

E-5

CYLINDER

E 5

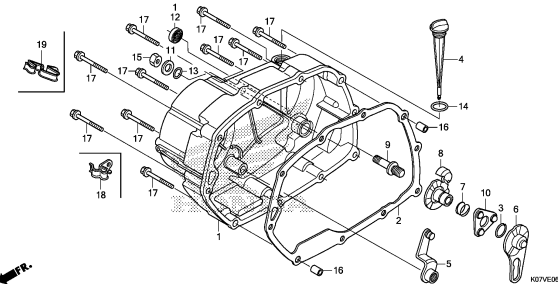


K07VE0500

E-6

RIGHT CRANKCASE COVER

E 6

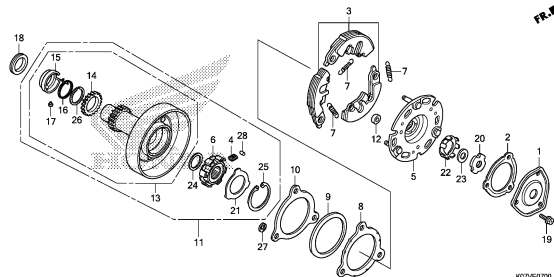


K07VE060A

E-7

ONE WAY CLUTCH

E 7

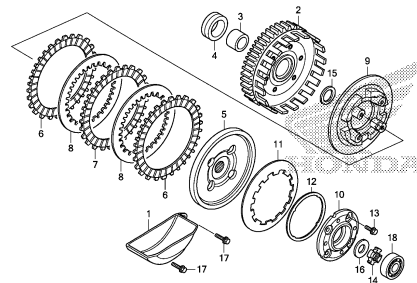


K07VE0700

E-8

CLUTCH(AFP110C)

E 9

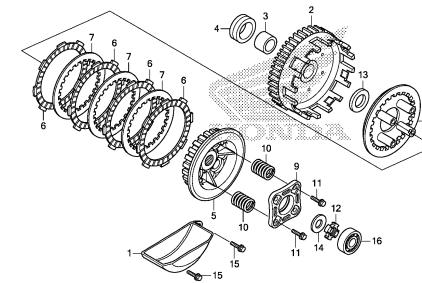


K07VE0800

E-8-1

CLUTCH(AFP110E)

E10



K07VE0801

2

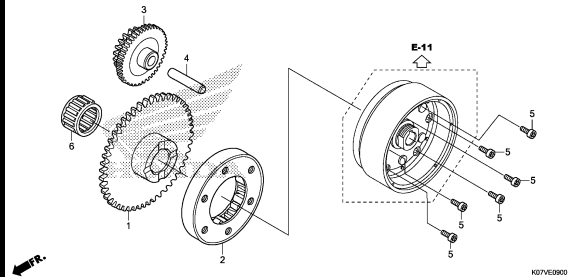
# ENGINE GROUP

D 2

E-9

STARTING CLUTCH

E11

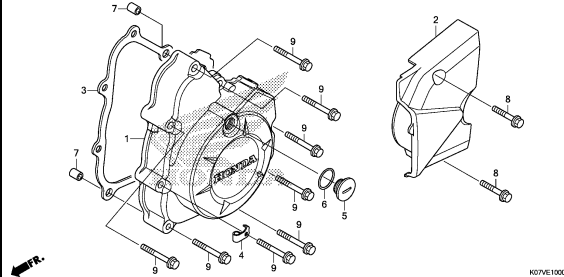


K07VE1000

E-10

LEFT CRANKCASE COVER

E12

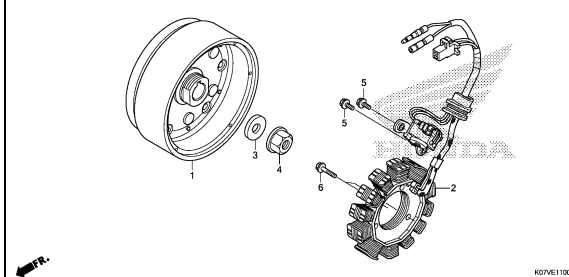


K07VE1000

E-11

GENERATOR

E13

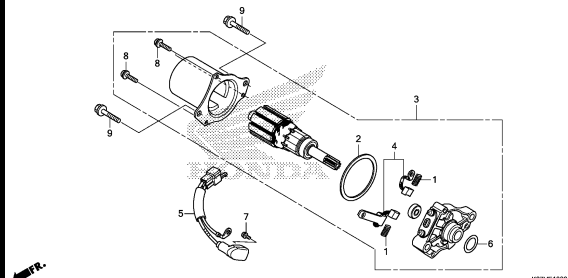


K07VE1100

E-13

STARTER MOTOR

E14

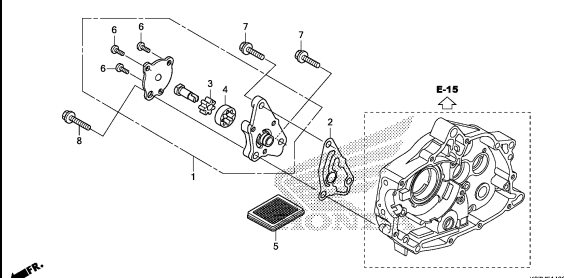


K07VE1300

E-14

OIL PUMP

E15

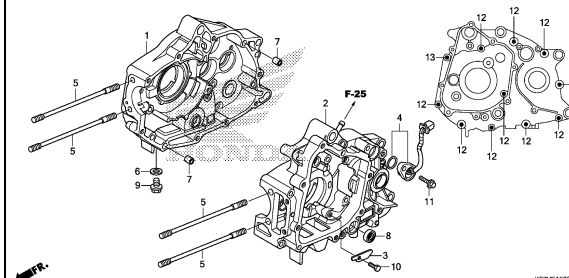


K07VE1400

E-15

CRANKCASE

E16

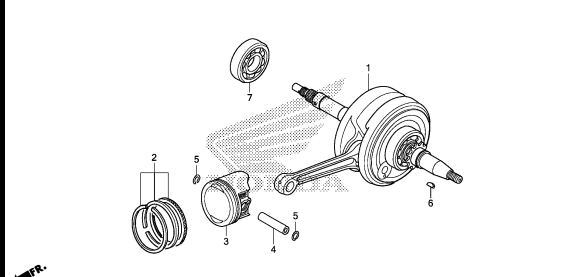


K07VE1500

E-16

CRANKSHAFT/PISTON

F 1

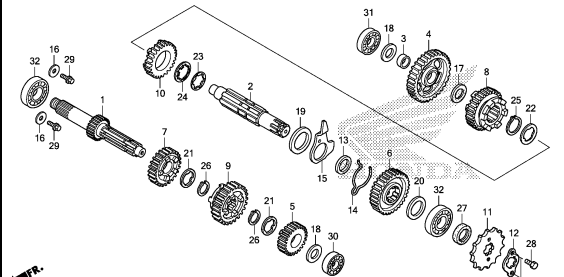


K07VE1600

E-17

TRANSMISSION

F 2

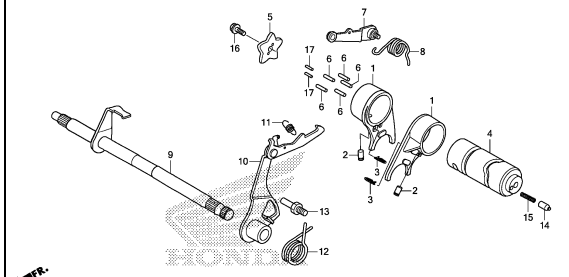


K07VE1700

E-19

GEARSHIFT DRUM

F 4



K07VE1900

2

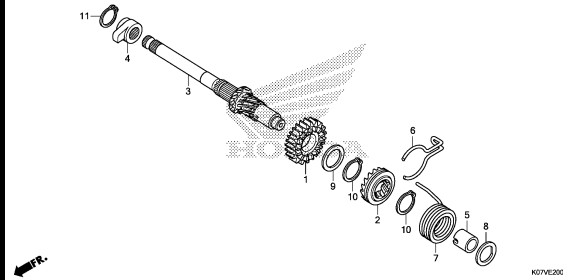
# ENGINE GROUP

D 3

E-20

KICK STARTER SPINDLE

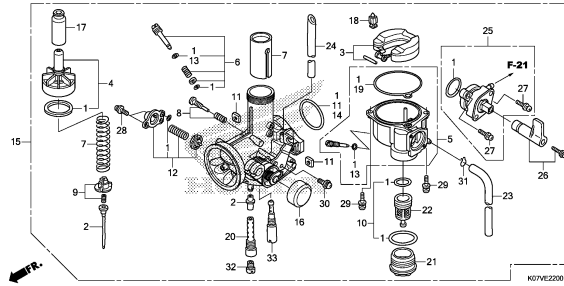
F 5



E-22

CARBURETOR(AFP110C)

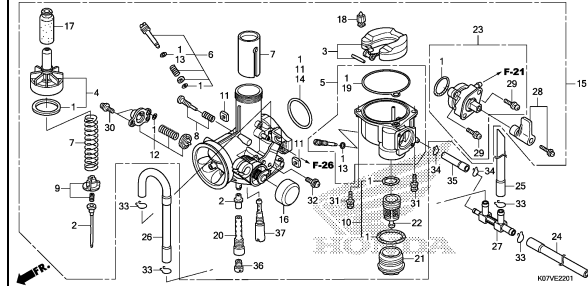
F 7



E-22-1

CARBURETOR(AFP110E)

F 9



2

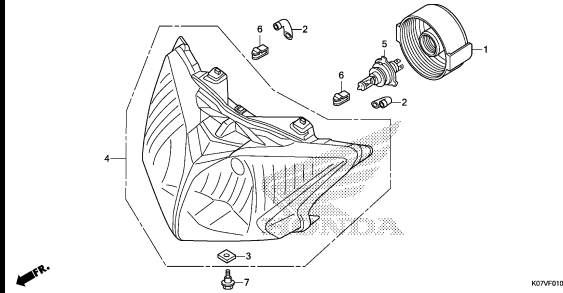
# FRAME GROUP

**D 4**

**F-1**

**HEADLIGHT**

**G 1**

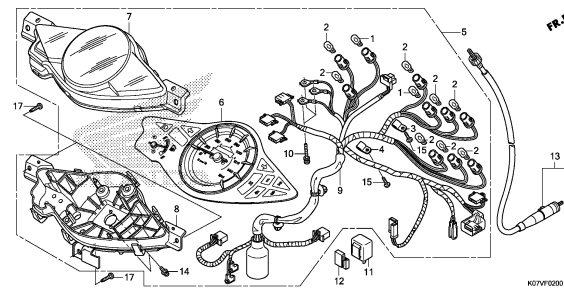


K07VF0100

**F-2**

**METER**

**G 2**

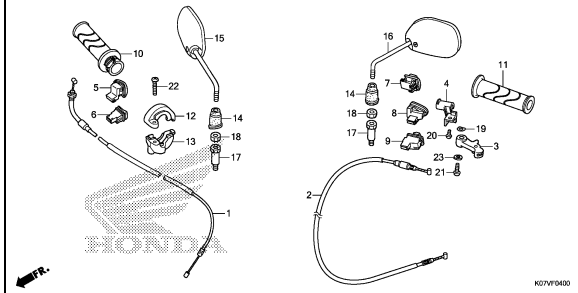


K07VF0200

**F-4**

**SWITCH/CABLE/MIRROR**

**G 3**

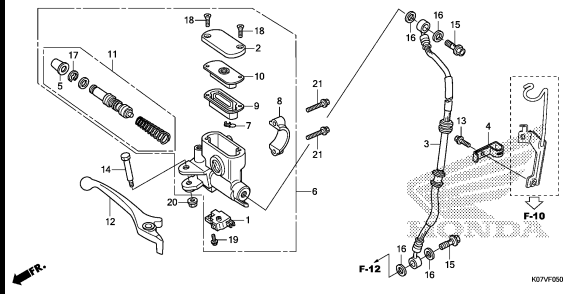


K07VF0400

**F-5**

**FRONT BRAKE MASTER CYLINDER**

**G 4**

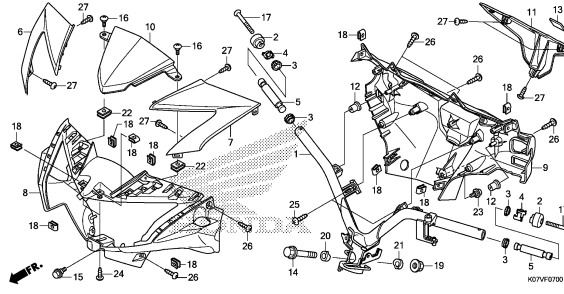


K07VF0500

**F-7**

**HANDLE PIPE/HANDLE COVER**

**G 5**

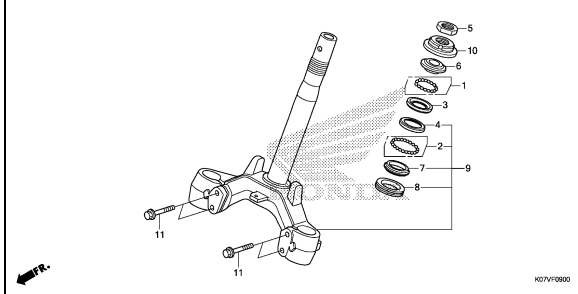


K07VF0700

**F-9**

**STEERING STEM**

**G 7**

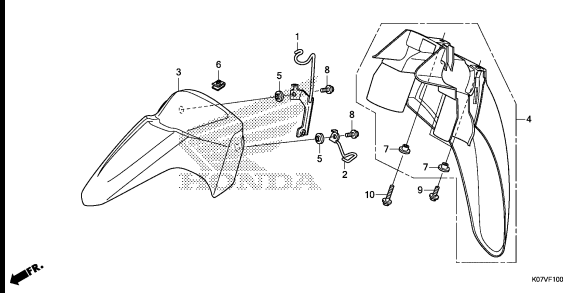


K07VF0900

**F-10**

**FRONT FENDER**

**G 8**

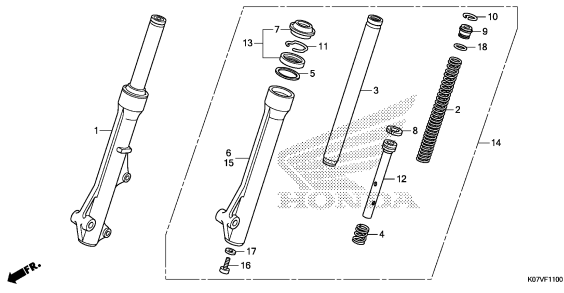


K07VF1000

**F-11**

**FRONT FORK**

**G 9**

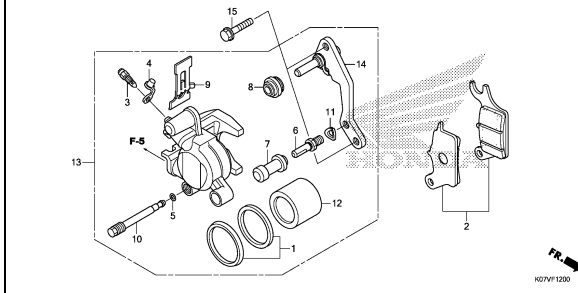


K07VF1100

**F-12**

**FRONT BRAKE CALIPER**

**G10**



K07VF1200

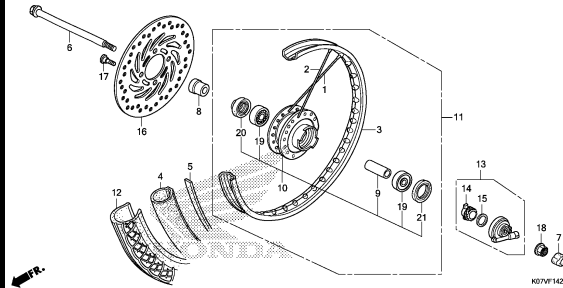
# FRAME GROUP

**D 5**

**F-14-20**

FRONT WHEEL(AFP110MS)

**G11**

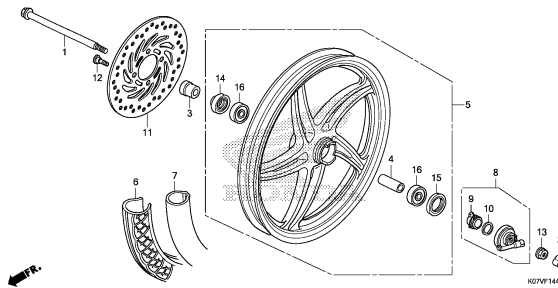


K07VF1420

**F-14-40**

FRONT WHEEL(AFP110MCS)

**G13**

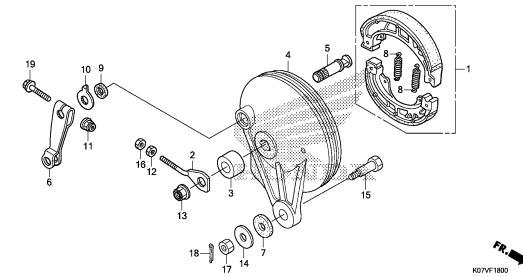


K07VF1440

**F-18**

REAR BRAKE PANEL

**G15**

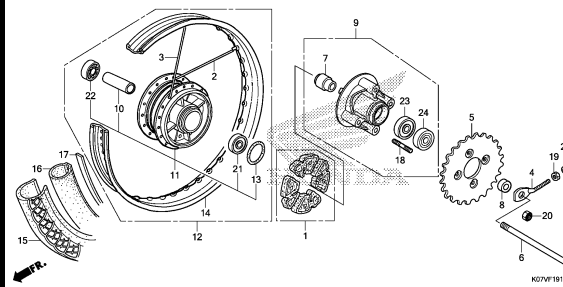


K07VF1800

**F-19-10**

REAR WHEEL(AFP110MS)

**G16**

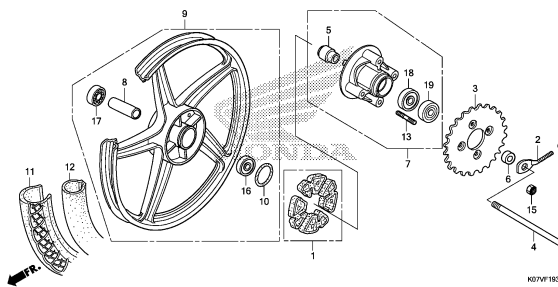


K07VF1910

**F-19-30**

REAR WHEEL(AFP110MCS)

**H 3**

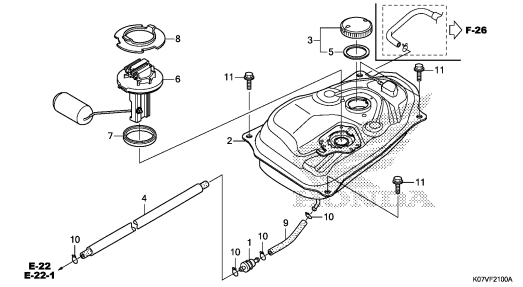


K07VF1930

**F-21**

FUEL TANK

**H 5**



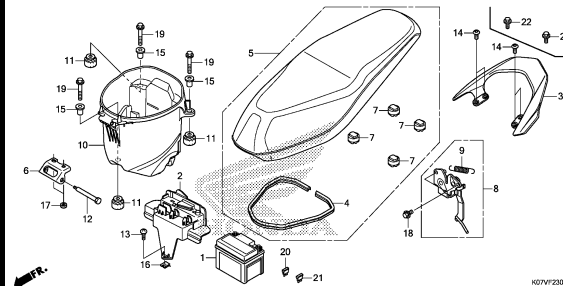
E-22  
E-22-1

K07VF2100A

**F-23**

SEAT/BATTERY

**H 6**

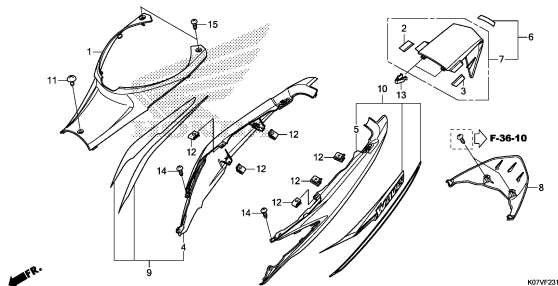


K07VF2300A

**F-23-10**

BODY COVER

**H 7**

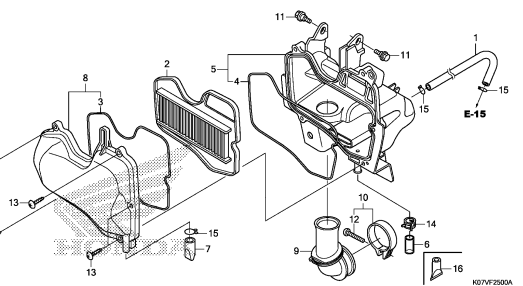


K07VF2310

**F-25**

AIR CLEANER

**H 9**



K07VF2500A

**3**

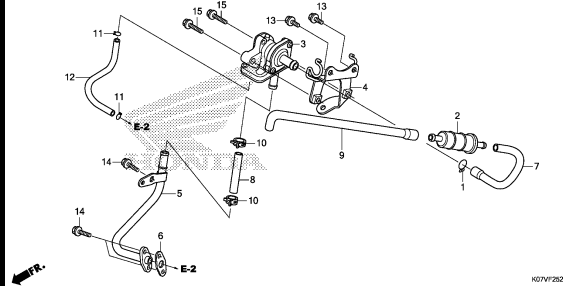
# FRAME GROUP

**D 6**

**F-25-20**

**AIR SUCTION VALVE**

**H10**

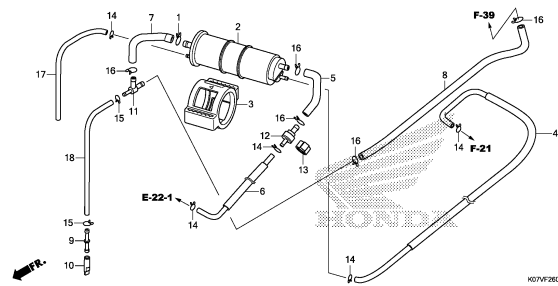


K07VF2520

**F-26**

**CANISTER**

**H11**

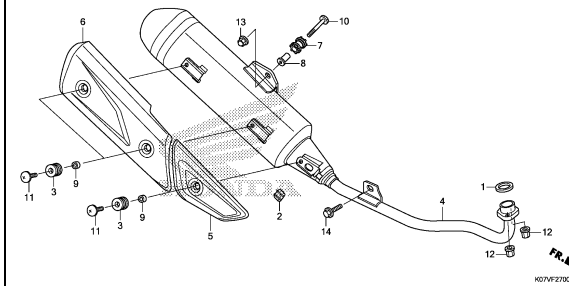


K07VF2600

**F-27**

**EXHAUST MUFFLER**

**H12**

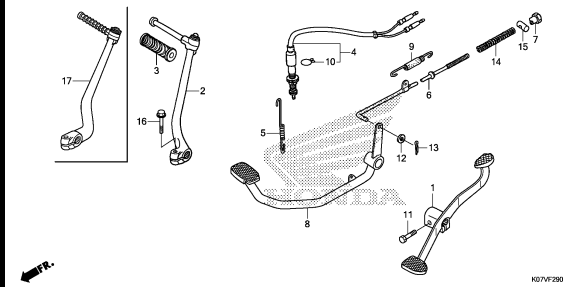


K07VF2700

**F-29**

**PEDAL/KICK STARTER ARM**

**H13**

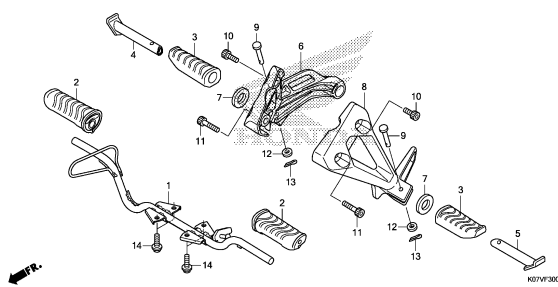


K07VF2900A

**F-30**

**STEP**

**H14**

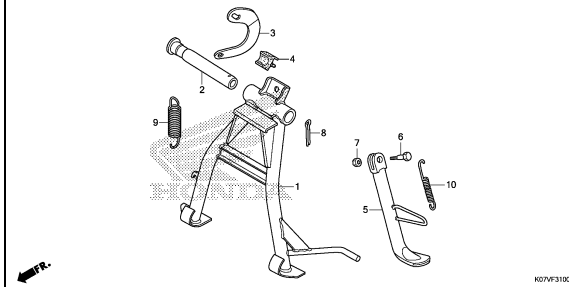


K07VF3000

**F-31**

**STAND**

**H15**

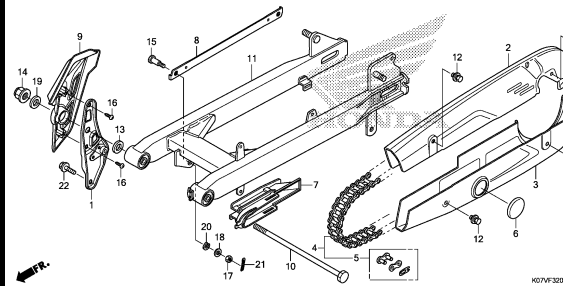


K07VF3100

**F-32**

**SWING ARM**

**H16**

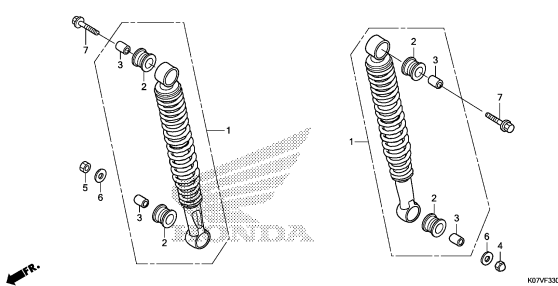


K07VF3200

**F-33**

**REAR CUSHION**

**I 2**

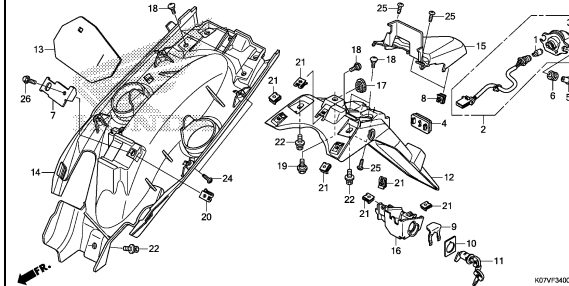


K07VF3300

**F-34**

**REAR FENDER**

**I 3**



K07VF3400

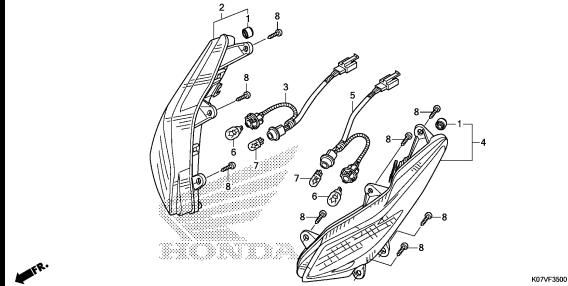
# FRAME GROUP

**D 7**

**F-35**

WINKER

**I 5**

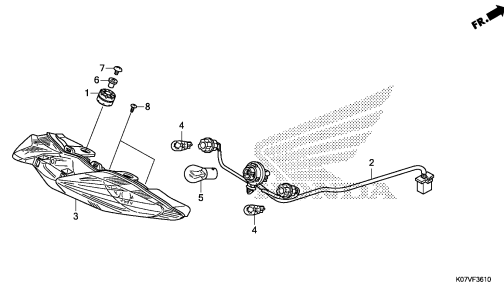


K07VF3900

**F-36-10**

REAR COMBINATION LIGHT

**I 6**

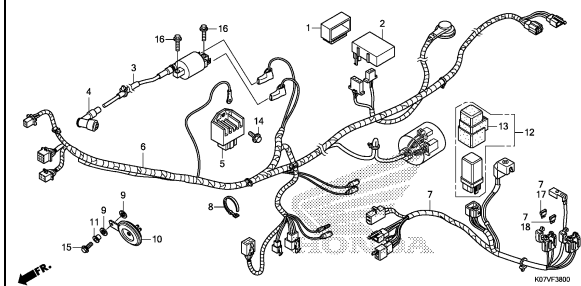


K07VF3610

**F-38**

WIRE HARNESS

**I 7**

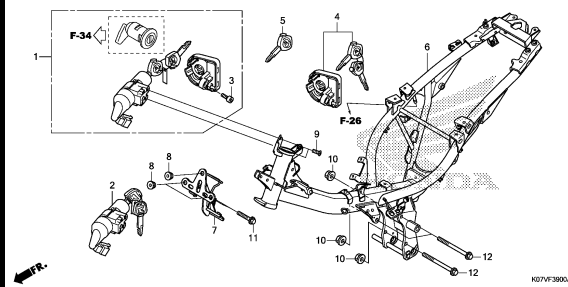


K07VF3800

**F-39**

FRAME BODY

**I 8**

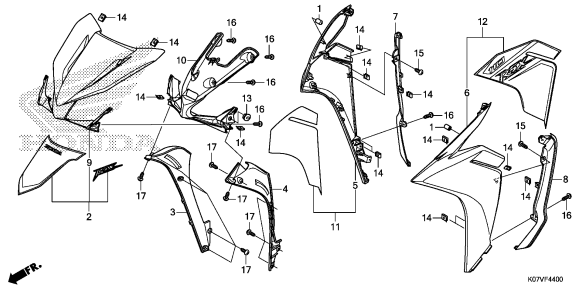


K07VF3900A

**F-44**

FRONT COVER/LEG SHIELD

**I 9**

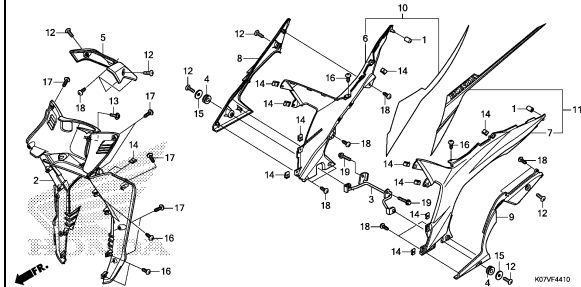


K07VF4400

**F-44-10**

MAIN PIPE COVER

**I12**

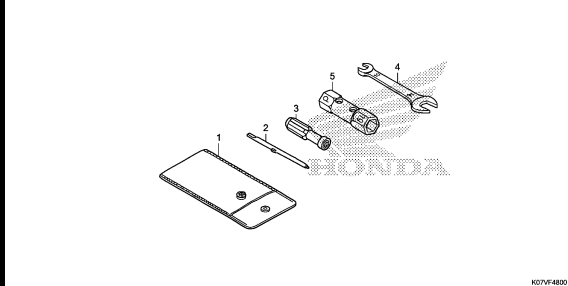


K07VF4410

**F-48**

TOOLS

**I15**

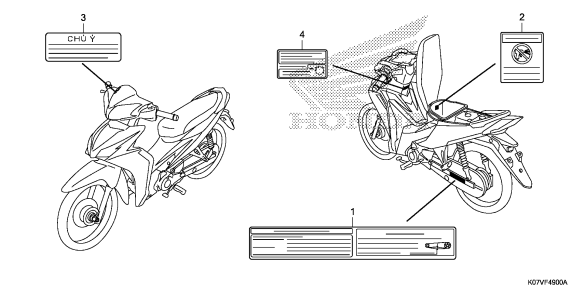


K07VF4800

**F-49**

CAUTION LABEL

**I16**

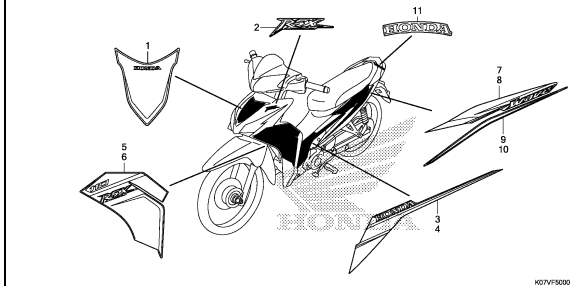


K07VF4900A

**F-50**

MARK/STRIPE

**J 1**



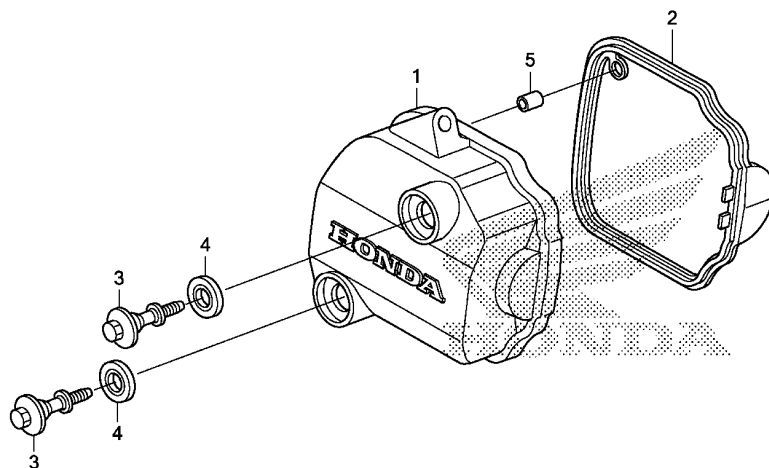
K07VF5000

**3**

E-1

CYLINDER HEAD COVER

E 1



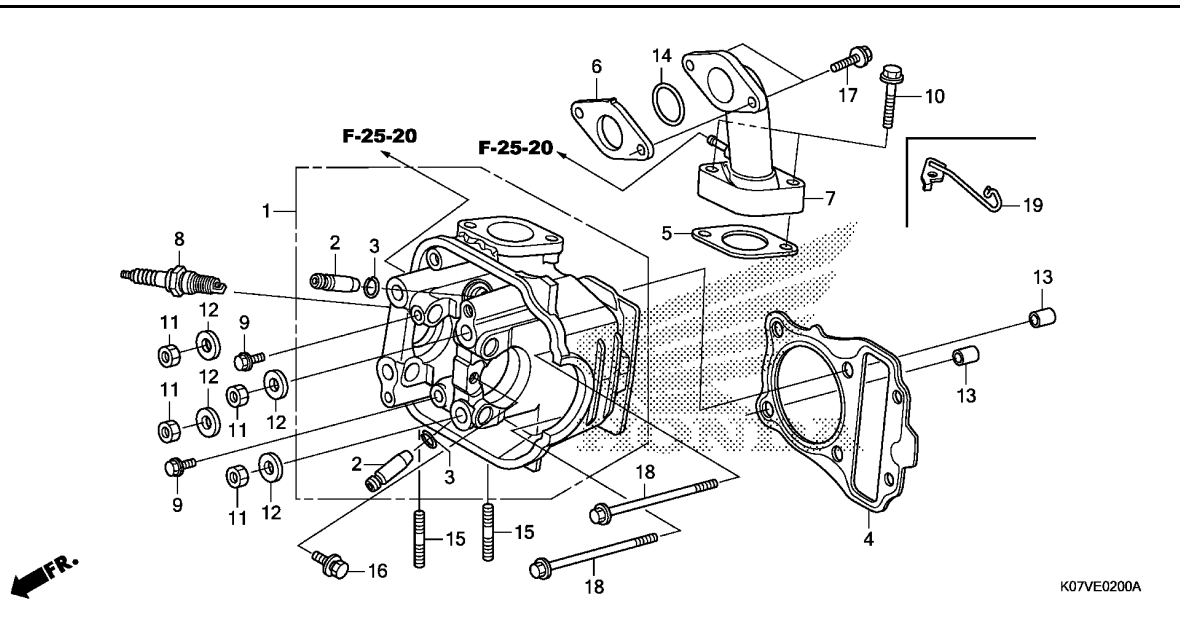
K07VE0100

Ref. No.	L.O.N.	(Relative ref. Number) Description	F.R.T.
1	1111C4	COVER, CYLINDER HEAD .....	0.1
2	1111D2	GASKET, CYLINDER HEAD COVER ..	0.1

Ref. No.	Part No.	Description	Reqd. QTY				Serial No.	Parts catalogue code
			MS C	MS E	MCS C	MCS E		
1	12310-KWW-740	COVER COMP., CYLINDER HEAD ..	1	1	1	1		
2	12391-KWW-600	GASKET, HEAD COVER (KOKOKU) ..	1	1	1	1		
	12391-KWW-A80	GASKET, HEAD COVER .....	1	1	1	1		
3	90017-KWW-740	BOLT, HEAD COVER .....	2	2	2	2		
4	90543-MV9-670	RUBBER, MOUNTING .....	2	2	2	2		
5	90701-KFM-900	DOWEL PIN, SPECIAL, 8X14 .....	1	1	1	1		

2

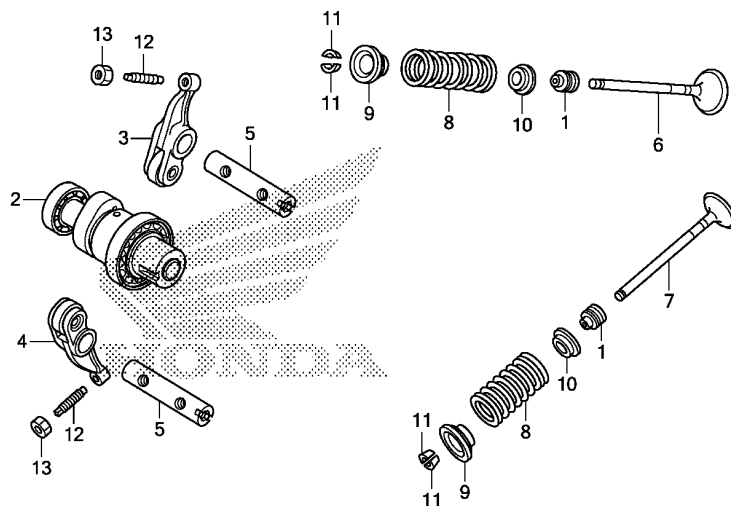




Ref. No.	L.O.N.	(Relative ref. Number) Description	F.R.T.
1	111106	HEAD, CYLINDER ..... .INCLUDES: Valve adjust and reface	2.2
2	1111L9	GUIDE, INTAKE VALVE(ONE) ..... .INCLUDES: Reaming .INCLUDES: Valve adjust and reface	2.2
	1111M0	GUIDE, EXHAUST VALVE(ONE) .... .INCLUDES: Reaming .INCLUDES: Valve adjust and reface	2.2
	1111M9	GUIDE, VALVE :FOR 1 VEHICLE .. .INCLUDES: Reaming .INCLUDES: Valve adjust and reface	2.5
4	111115	GASKET, CYLINDER HEAD .....	1.3
6	311131	INSULATOR, THROTTLE BODY/ CARBURETOR .....	0.7
7	111107	MANIFOLD, INTAKE .....	0.8
8	614130	PLUG, SPARK .....	0.1



Ref. No.	Part No.	Description	Reqd. QTY				Serial No.	Parts catalogue code
			MS C	AFP110 MS E	MCS C	MCS E		
1	12200-KWW-A80	HEAD COMP., CYLINDER .....	1	1	1	1		
2	12204-KVY-305	GUIDE, VALVE(O.S.) .....	2	2	2	2		
3	12206-KPL-900	CLIP, VALVE GUIDE .....	2	2	2	2		
4	12251-KWB-601	GASKET, CYLINDER HEAD .....	1	1	1	1		
5	16201-KWB-920	GASKET, CARBURETOR INSULATOR	1	1	1	1		
6	16211-KPH-900	INSULATOR, CARBURETOR .....	1	1	1	1		
7	17110-KWW-A80	PIPE COMP., IN. ....	1	1	1	1		
8	31916-KWB-601	PLUG, SPARK(CPR6EA-9S)(NGK) ..	1	1	1	1		
	31926-KWB-601	PLUG, SPARK(U20EPR9S)(DENSO)	1	1	1	1		
9	90002-KWB-600	BOLT, FLANGE, 5X12 .....	2	2	2	2		
10	90004-GHB-690	BOLT, FLANGE, 6X32(NSHF) ....	2	2	2	2		
11	90201-GCC-000	NUT, HEX., 7MM .....	4	4	4	4		
12	90402-KWW-740	WASHER, 7.2X16X2.5 .....	4	4	4	4		
13	90701-KFM-900	DOWEL PIN, SPECIAL, 8X14 ....	2	2	2	2		
14	91304-GB1-900	O-RING, 25X2.4 .....	1	1	1	1		
15	92900-08032-0E	BOLT, STUD, 8X32 .....	2	2	2	2		
16	93404-06012-00	BOLT-WASHER, 6X12 .....	1	1	1	1		
17	96001-06022-00	BOLT, FLANGE, 6X22 .....	2	2	2	2		
18	96001-06100-00	BOLT, FLANGE, 6X100 .....	2	2	2	2		
19	17640-K03-V40	CLAMPER, OVER FLOW .....	-	1	-	1		



K07VE0300

Ref. No.	L.O.N.	(Relative ref. Number) Description	F.R.T.
2	111118	CAMSHAFT ..... .INCLUDES: Valve adjustment (5)	1.5
3	1111K8	ARM, INTAKE VALVE ROCKER(ONE) .INCLUDES: Valve adjustment (5)	1.5
4	1111K9	ARM, EXHAUST VALVE ROCKER(ONE) .INCLUDES: Valve adjustment	1.5
	1111L8	ARM, VALVE ROCKER :FOR 1 VEHICLE .....	1.5
6	1111N0	VALVE, INTAKE(ONE) ..... .INCLUDES: Refacing	1.8
7	1111N1	VALVE, EXHAUST(ONE) ..... .INCLUDES: Refacing	1.8
	1111P0	VALVE :FOR 1 VEHICLE ..... .INCLUDES: Refacing	2.0
8	1111P2	(1,9,10,11) INTAKE VALVE SPRING AND/OR STEM SEAL(ONE) .....	1.6
	1111P3	EXHAUST VALVE SPRING AND/OR STEM SEAL(ONE) .....	1.6
	1111Q2	VALVE SPRING AND/OR STEM SEAL :FOR 1 VEHICLE .....	1.7

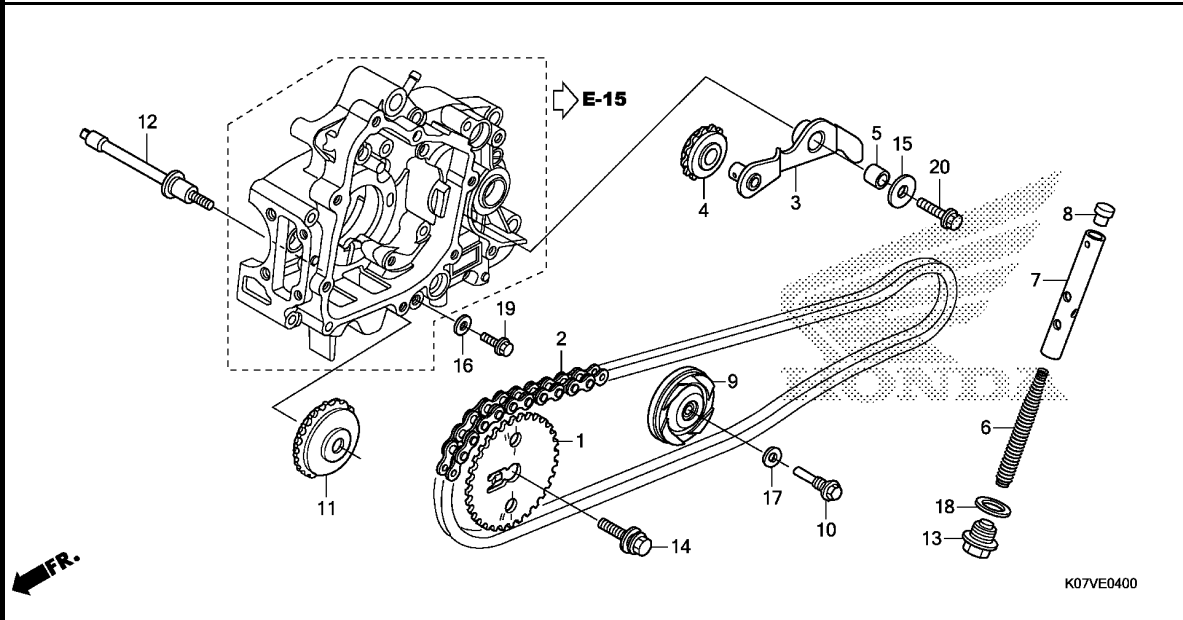
FR.

Ref. No.	Part No.	Description	Reqd. QTY				Serial No.	Parts catalogue code
			MS C	AFP110 MS E	MCS C	MCS E		
1	12209-GB4-682	SEAL, VALVE STEM(ARAI) .....	2	2	2	2		
2	14100-KWW-E11	CAMSHAFT COMP. ....	1	-	1	-	5097105	
	14100-KWW-741	.....	1	-	1	-	5097106	
			-	1	-	1		
3	14430-KVB-S50	ARM COMP., IN. VALVE ROCKER .	1	1	1	1		
4	14440-KVB-S50	ARM COMP., EX. VALVE ROCKER .	1	1	1	1		
5	14451-KVB-S50	SHAFT, ROCKER ARM .....	2	2	2	2		
6	14711-KWB-600	VALVE, IN. ....	1	1	1	1		
7	14721-KVY-900	VALVE, EX. ....	1	1	1	1		
8	14751-KWB-921	SPRING, VALVE(CHUO HATSUJO) .	2	2	2	2		
	14751-KWW-B10	SPRING, VALVE .....	2	2	2	2		
9	14771-GB4-680	RETAINER, VALVE SPRING .....	2	2	2	2		
10	14775-KWW-740	SEAT, VALVE SPRING .....	2	-	2	-	5134179	
	14775-KVY-900	.....	2	-	2	-	5134180	
			-	2	-	2		
11	14781-MA6-000	COTTER, VALVE .....	4	4	4	4		
12	90012-KWW-740	SCREW, TAPPET ADJUSTING .....	2	2	2	2		
13	90206-001-000	NUT, TAPPET ADJUSTING .....	2	2	2	2		

E-4

CAM CHAIN/TENSIONER

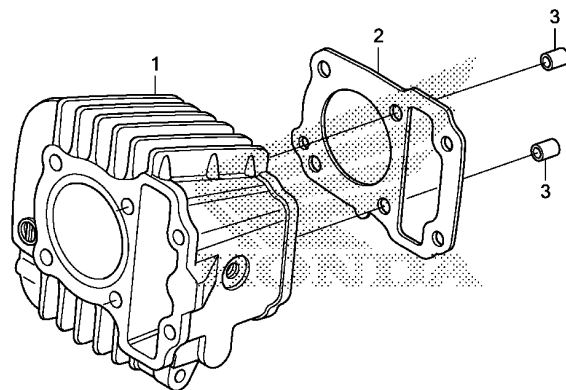
E 4



Ref. No.	L.O.N.	(Relative ref. Number) Description	F.R.T.
1	1111Q4	SPROCKET, CAM .....	0.6
2	110140	CHAIN, CAM .....	1.9
3	111151	ARM, CAM CHAIN TENSIONER .....	0.8
4	111148	ROLLER(S), CAM CHAIN TENSIONER (6,8)	0.8
7	1111Q3	ROD, CAM CHAIN TENSIONER PUSH	0.3
9	1111G4	ROLLER, CAM CHAIN GUIDE .....	1.4
11	1111J0	SPROCKET, CAM CHAIN GUIDE .... .INCLUDES: Engine removal and installation	3.1
12	1111V3	BOLT, CAM CHAIN GUIDE ROLLER . .INCLUDES: Engine removal and installation	3.1

Ref. No.	Part No.	Description	Reqd. QTY				Serial No.	Parts catalogue code
			MS C	AFP110 MS E	MCS C	MCS E		
1	14321-KWW-740	SPROCKET, CAM(32T) .....	1	1	1	1		
2	14401-KWB-601	CHAIN, CAM(90L)(DAIDO) .....	1	1	1	1		
	14401-KWB-921	CHAIN, CAM(90L)(FSCM) .....	1	1	1	1		
3	14500-KWW-740	ARM COMP., CAM CHAIN TENSIONER	1	1	1	1		
4	14502-086-000	ROLLER, CAM CHAIN TENSIONER .	1	1	1	1		
5	14531-KWS-900	COLLAR, CAM CHAIN TENSIONER .	1	1	1	1		
6	14541-GB4-681	SPRING, CAM CHAIN TENSIONER .	1	1	1	1		
7	14550-GB0-911	ROD COMP., TENSIONER PUSH ...	1	1	1	1		
	14550-KRS-691	ROD COMP., TENSIONER PUSH (CENTRALIZE POWER)	1	1	1	1		
8	14566-086-030	HEAD, CAM CHAIN TENSIONER PUSH ROD	1	1	1	1		
9	14610-KWB-600	ROLLER COMP., CAM CHAIN GUIDE	1	1	1	1		
10	14615-KFL-850	PIN, GUIDE ROLLER .....	1	1	1	1		
11	14670-KWB-600	SPROCKET COMP., CAM CHAIN GUIDE(23T)	1	1	1	1		
12	14675-KWW-740	SPINDLE, CAM CHAIN GUIDE SPROCKET	1	1	1	1		
13	90081-035-000	BOLT, SEALING, 14MM .....	1	1	1	1		
14	90082-KWW-740	BOLT, WASHER, 8X22 .....	1	1	1	1		
15	90404-KWW-740	WASHER, 8.5X26X2.3 .....	1	1	1	1		
16	90463-ML7-000	WASHER, SEALING, 6.5MM .....	1	1	1	1		
17	90475-KWB-600	WASHER, 8MM .....	1	1	1	1		
18	90544-KF0-000	WASHER, SEALING, 14MM .....	1	1	1	1		
19	95701-06018-00	BOLT, FLANGE, 6X18 .....	1	1	1	1		
20	95701-08025-00	BOLT, FLANGE, 8X25 .....	1	1	1	1		



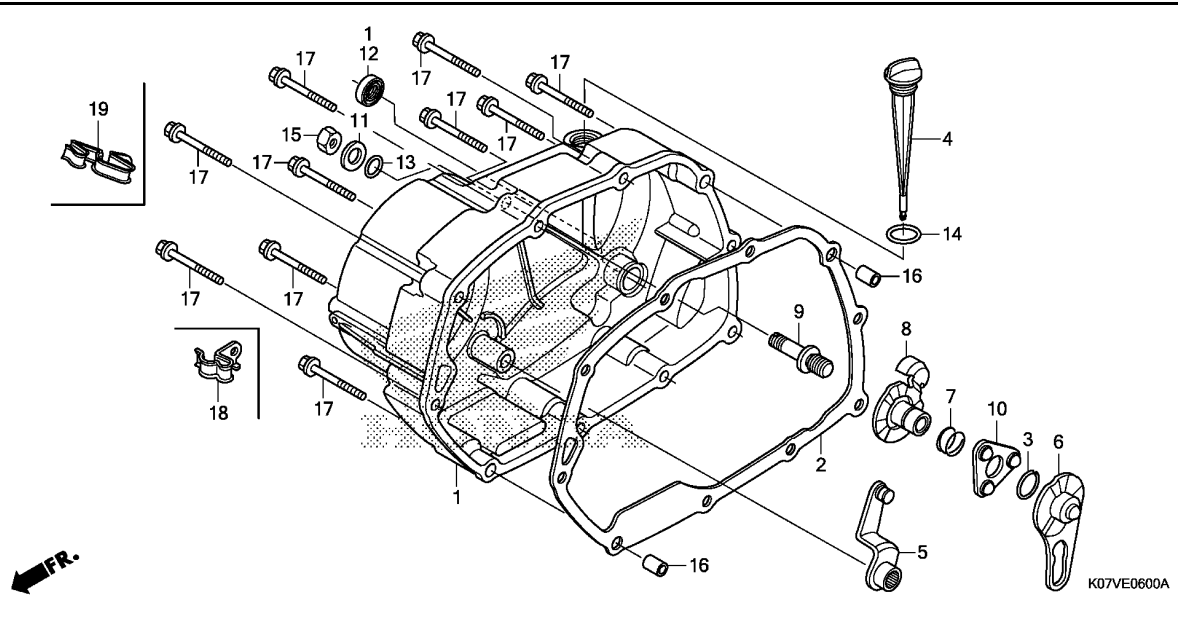


Ref. No.	L.O.N.	(Relative ref. Number) Description	F.R.T.
1	1111A5	CYLINDER .....	1.6
2	111102	GASKET, CYLINDER .....	1.5

FR.

K07VE0500

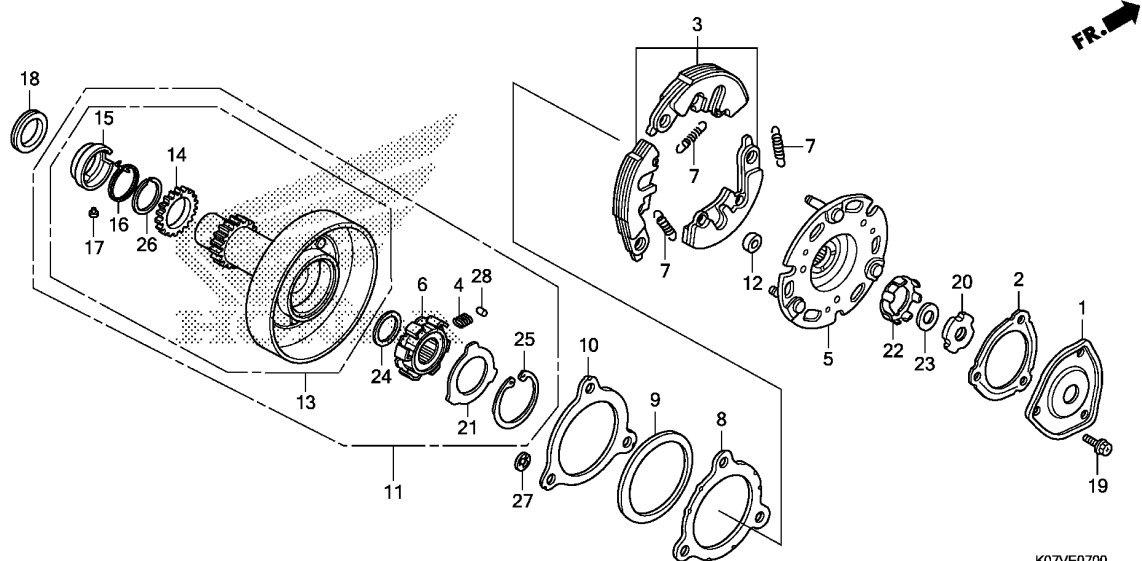
Ref. No.	Part No.	Description	Reqd. QTY				Serial No.	Parts catalogue code
			MS C	AFP110 MS E	MCS C	MCS E		
1	12100-KWB-920	CYLINDER COMP. ....	1	1	1	1		
2	12191-KWB-920	GASKET, CYLINDER .....	1	1	1	1		
3	90701-KFM-900	DOWEL PIN, SPECIAL, 8X14 ....	2	2	2	2		



Ref. No.	L.O.N.	(Relative ref. Number) Description	F.R.T.
1	110159	COVER, CRANKCASE :RIGHT	0.8
2	110158	GASKET, CRANKCASE COVER :RIGHT	0.6
5	2121A7	LEVER, CLUTCH	0.7
6		(7,10)	
	2121A9	PLATE, CLUTCH CAM	0.6
8	2121C5	PLATE, CLUTCH CAM LIFTER	0.7
9	2121E3	SCREW, CLUTCH ADJUSTING	0.7
12	112105	OIL SEAL, KICK STARTER SPINDLE	0.7



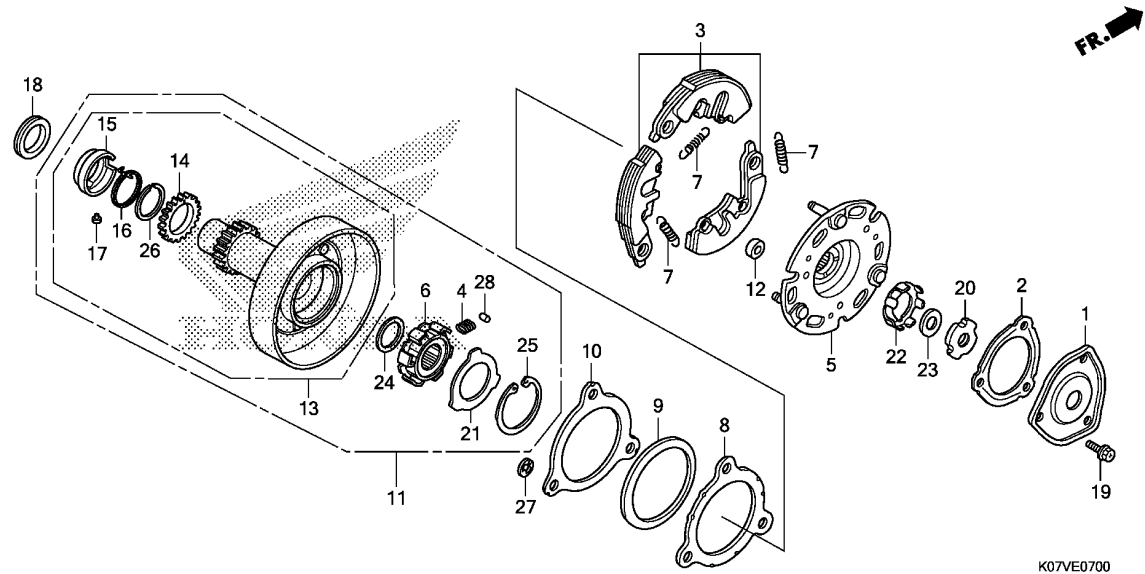
Ref. No.	Part No.	Description	Reqd. QTY				Serial No.	Parts catalogue code
			MS C	AFP110 MS E	MCS C	MCS E		
1	11330-KWW-710	COVER COMP., R. CRANKCASE	1	-	1	-		
	11330-KWW-B20	.....	-	1	-	1		
2	11394-KWB-920	GASKET, R. CRANKCASE COVER	1	1	1	1		
3	13115-GN5-910	CLIP, PISTON PIN, 13MM	1	1	1	1		
4	15651-KPH-900	GAUGE, OIL LEVEL	1	1	1	1		
5	22810-KTL-740	LEVER COMP., CLUTCH	1	1	1	1		
6	22823-KWW-740	PLATE, CLUTCH LIFTER CAM	1	-	1	-		
	22823-K09-C00	.....	-	1	-	1		
7	22825-KWW-740	SPRING, CAM PLATE SIDE	1	1	1	1		
8	22830-KWW-740	PLATE COMP., CLUTCH LIFTER	1	-	1	-		
	22830-K09-C00	.....	-	1	-	1		
9	22846-KPH-901	BOLT, CLUTCH ADJUSTING	1	1	1	1		
10	22860-KWW-740	RETAINER COMP., BALL	1	1	1	1		
11	90485-040-000	WASHER, 8MM	1	1	1	1		
12	91202-KRS-971	OIL SEAL, 13.8X24X5	1	1	1	1		
13	91303-001-010	O-RING, 8MM	1	1	1	1		
14	91307-035-000	O-RING, 18X3	1	1	1	1		
15	94030-08000	NUT, HEX., 8MM	1	1	1	1		
16	94301-08140	DOWEL PIN, 8X14	2	2	2	2		
17	96001-06040-00	BOLT, FLANGE, 6X40	10	10	10	10		
18	11346-KWW-E40	CLAMPER, TUBE	-	1	-	1		
19	32906-K07-920	CLAMPER A, CANISTER DRAIN TUBE	-	1	-	1		



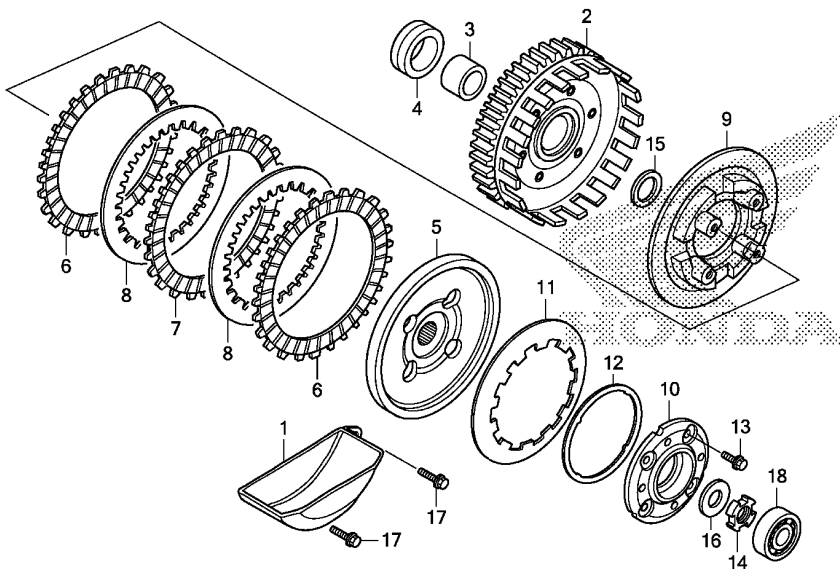
Ref. No.	L.O.N.	(Relative ref. Number) Description	F.R.T.
1	(2)	COVER, OIL FILTER	0.6
3	(7)	WEIGHT SET, CLUTCH	0.9
5	2121A2	PLATE, CLUTCH DRIVE	0.9
6	(4,28)	INNER, ONE-WAY CLUTCH	0.9
11	2121D9	OUTER, PRIMARY CLUTCH	0.9
13	211105	GEAR, PRIMARY DRIVE	1.0

K07VE0700

Ref. No.	Part No.	Description	Reqd. QTY				Serial No.	Parts catalogue code
			MS C	AFP110 MS E	MCS C	MCS E		
1	15431-HF7-010	COVER, OIL FILTER	1	1	1	1		
2	15439-KPH-901	GASKET, OIL FILTER	1	1	1	1		
	15439-KWW-741	GASKET, OIL FILTER COVER (NICHIAS)	1	1	1	1		
3	22535-KWW-P00	WEIGHT SET, PRIMARY CLUTCH (F.C.C.)	1	-	1	-		
	22535-K09-L00	.....	-	1	-	1		
4	22606-GN5-910	SPRING, ONE WAY RETAINER	6	6	6	6		
5	22610-KWW-741	PLATE COMP., PRIMARY DRIVE (F.C.C.)	1	1	1	1		
6	22630-KWB-601	INNER COMP., ONE-WAY CLUTCH (F.C.C.)	1	1	1	1		
7	22641-KPH-900	SPRING, PRIMARY CLUTCH	3	3	3	3		
8	22642-KWW-741	WASHER, CLUTCH SIDE(F.C.C.)	1	1	1	1		
9	22643-KWW-741	SPRING, SIDE FRICTION(F.C.C.)	1	1	1	1		
10	22644-KWW-741	PLATE, CLUTCH SIDE(F.C.C.)	1	1	1	1		
11	22660-KWB-601	OUTER ASSY., PRIMARY CLUTCH (F.C.C.)	1	1	1	1		
12	22804-GB2-000	RUBBER, CLUTCH DAMPER	3	3	3	3		
13	23120-KTL-740	GEAR COMP., PRIMARY DRIVE (F.C.C.)	1	1	1	1		
14	23122-KTL-740	SUB GEAR(17T)	1	1	1	1		
15	23123-KFL-850	RETAINER, SPRING(F.C.C.)	1	1	1	1		
16	23124-GCE-900	SPRING, SUB GEAR(F.C.C.)	1	1	1	1		
17	23125-GN5-910	PIN(F.C.C.)	1	1	1	1		
18	23126-KWW-740	COLLAR	1	1	1	1		



Ref. No.	Part No.	Description	Reqd. QTY				Serial No.	Parts catalogue code
			MS C	AFP110 MS E	MCS C	MCS E		
19	90083-KFL-850	BOLT, SPECIAL FLANGE, 5X8 ...	3	3	3	3		
20	90231-087-010	NUT, LOCK, 14MM .....	1	1	1	1		
21	90401-GB2-000	WASHER, 30X45X0.8 .....	1	1	1	1		
22	90431-GN5-910	WASHER, LOCK .....	1	1	1	1		
23	90432-086-000	WASHER B, LOCK .....	1	1	1	1		
24	90433-KWB-601	WASHER, 17X23X1.5(F.C.C.) ...	1	1	1	1		
25	90455-GB2-000	CIRCLIP, INTERNAL, 45MM .....	1	1	1	1		
26	90603-POX-000	SET RING, 23MM .....	1	1	1	1		
27	90605-166-720	CIRCLIP, 7MM .....	3	3	3	3		
28	91101-GB2-000	ROLLER, 5X8 .....	6	6	6	6		



K07VE0800

Ref. No.	L.O.N.	(Relative ref. Number) Description	F.R.T.
1	1131B9	SEPARATOR, OIL .....	0.9
2	2121A0	OUTER, CLUTCH .....	0.9
5	212112	CENTER, CLUTCH .....	1.1
6	2121A1	DISC, CLUTCH FRICTION .....	1.1
		.NOTE: Same time for two units or more	
9	2121A3	PLATE, CLUTCH PRESSURE .....	1.1
10	2121A4	PLATE, CLUTCH LIFTER .....	0.9
11	212107	SPRING, CLUTCH .....	0.9
18	2121B4	BEARING, CLUTCH LIFTER .....	0.7

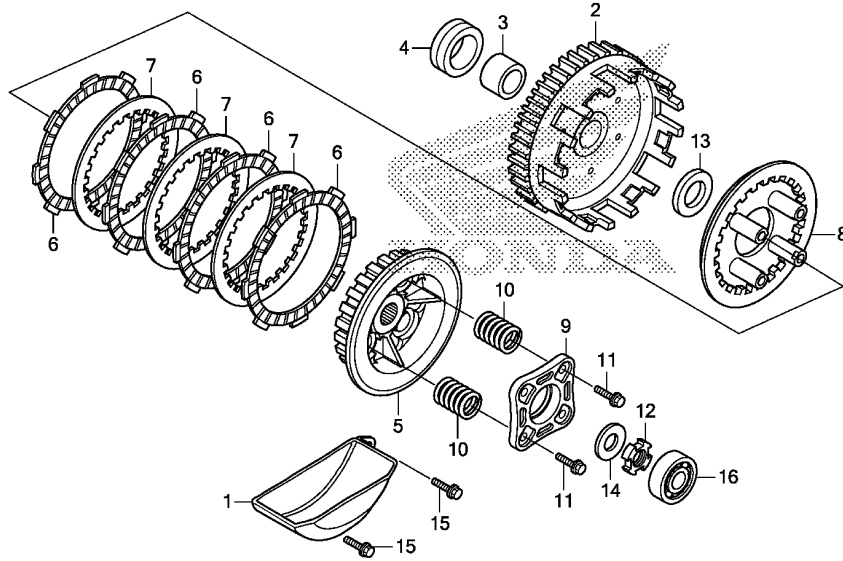
Ref. No.	Part No.	Description	Reqd. QTY				Serial No.	Parts catalogue code
			MS C	AFP110 MS E	MCS C	MCS E		
1	15661-GN5-910	PLATE, OIL SEPARATOR .....	1	-	1	-		
2	22110-KWW-741	OUTER COMP., CLUTCH(F.C.C.) ..	1	-	1	-		
3	22115-KPH-900	GUIDE, CLUTCH OUTER .....	1	-	1	-		
4	22116-KWW-740	COLLAR, CLUTCH OUTER .....	1	-	1	-		
5	22121-KWW-741	CENTER, CLUTCH(F.C.C.) .....	1	-	1	-		
6	22201-KWW-741	DISK, CLUTCH FRICTION(F.C.C.)	2	-	2	-		
7	22204-KWW-741	DISK B, CLUTCH FRICTION .....	1	-	1	-		
8	22321-KWW-741	PLATE, CLUTCH .....	2	-	2	-		
9	22351-KWW-741	PLATE, CLUTCH PRESSURE(F.C.C.)	1	-	1	-		
10	22361-KWW-741	PLATE, CLUTCH LIFTER .....	1	-	1	-		
11	22401-KWW-741	SPRING, CLUTCH(F.C.C.) .....	1	-	1	-		
12	22402-KWW-741	SEAT, CLUTCH SPRING .....	1	-	1	-		
13	90050-KWB-601	BOLT, SPECIAL FLANGE, 6X16 ..	4	-	4	-		
14	90231-198-010	NUT B, LOCK, 14MM .....	1	-	1	-		
15	90403-KWW-741	WASHER, THRUST, 17MM .....	1	-	1	-		
16	90462-KWW-740	WASHER, 14.1MM .....	1	-	1	-		
17	95701-06020-00	BOLT, FLANGE, 6X20 .....	2	-	2	-		
18	96100-62000-00	BEARING, RADIAL BALL, 6200 ..	1	-	1	-		



E-8-1

CLUTCH(AFP110E)

E10

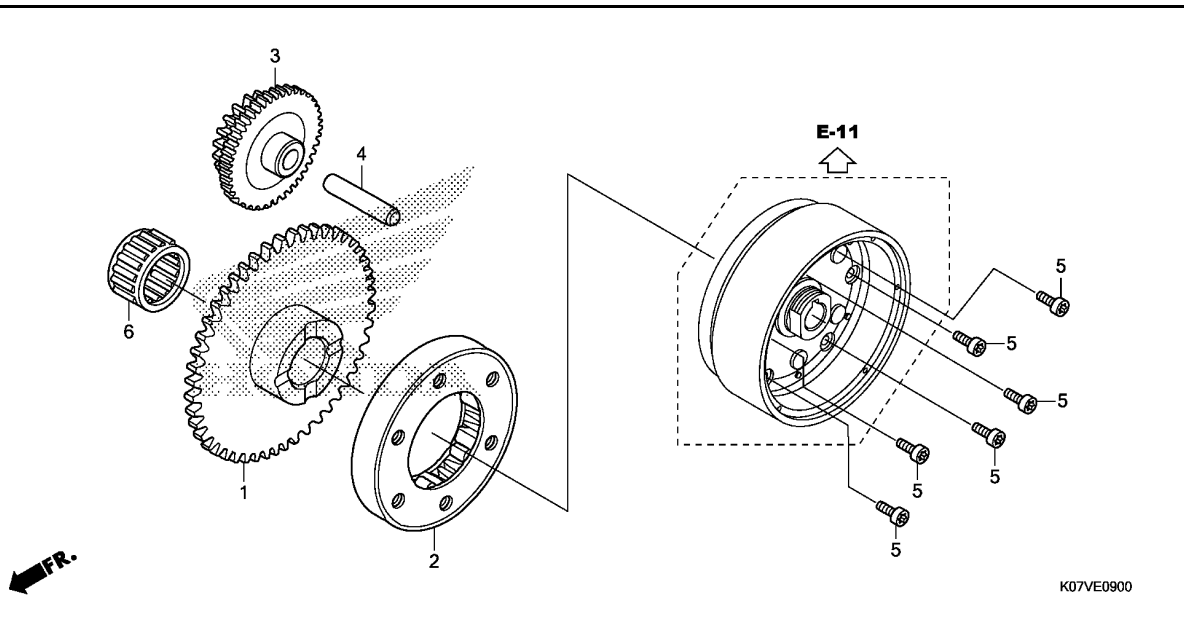


K07VE0801

Ref. No.	L.O.N.	(Relative ref. Number) Description	F.R.T.
1	1131B9	SEPARATOR, OIL .....	0.9
2	2121A0	OUTER, CLUTCH .....	0.9
5	212112	CENTER, CLUTCH .....	1.1
6		(7)	
	2121A1	DISC, CLUTCH FRICTION .....	1.1
		.NOTE: Same time for two units or more	
8	2121A3	PLATE, CLUTCH PRESSURE .....	1.1
9	2121A4	PLATE, CLUTCH LIFTER .....	0.9
10	212107	SPRING, CLUTCH .....	0.9
		.NOTE: Same time for two units or more	
16	2121B4	BEARING, CLUTCH LIFTER .....	0.7

Ref. No.	Part No.	Description	Reqd. QTY				Serial No.	Parts catalogue code
			MS C	AFP110 MS E	MCS C	MCS E		
1	15661-GN5-910	PLATE, OIL SEPARATOR .....	-	1	-	1		
2	22110-K09-L01	OUTER COMP., CLUTCH .....	-	1	-	1		
3	22115-KPH-900	GUIDE, CLUTCH OUTER .....	-	1	-	1		
4	22116-KWW-740	COLLAR, CLUTCH OUTER .....	-	1	-	1		
5	22121-K09-L01	CENTER, CLUTCH .....	-	1	-	1		
6	22201-K09-L01	DISK, CLUTCH FRICTION .....	-	4	-	4		
7	22311-107-000	PLATE, CLUTCH .....	-	3	-	3		
8	22350-115-020	PLATE, CLUTCH PRESSURE .....	-	1	-	1		
9	22361-KFM-900	PLATE, CLUTCH LIFTER .....	-	1	-	1		
10	22401-K09-L01	SPRING, CLUTCH .....	-	4	-	4		
11	90050-357-000	BOLT, SPECIAL FLANGE, 6X22 ..	-	4	-	4		
12	90231-198-010	NUT B, LOCK, 14MM .....	-	1	-	1		
13	90403-KPH-900	WASHER, THRUST, 17MM .....	-	1	-	1		
14	90462-KWW-740	WASHER, 14.1MM .....	-	1	-	1		
15	95701-06020-00	BOLT, FLANGE, 6X20 .....	-	2	-	2		
16	96100-62000-00	BEARING, RADIAL BALL, 6200 ..	-	1	-	1		

2



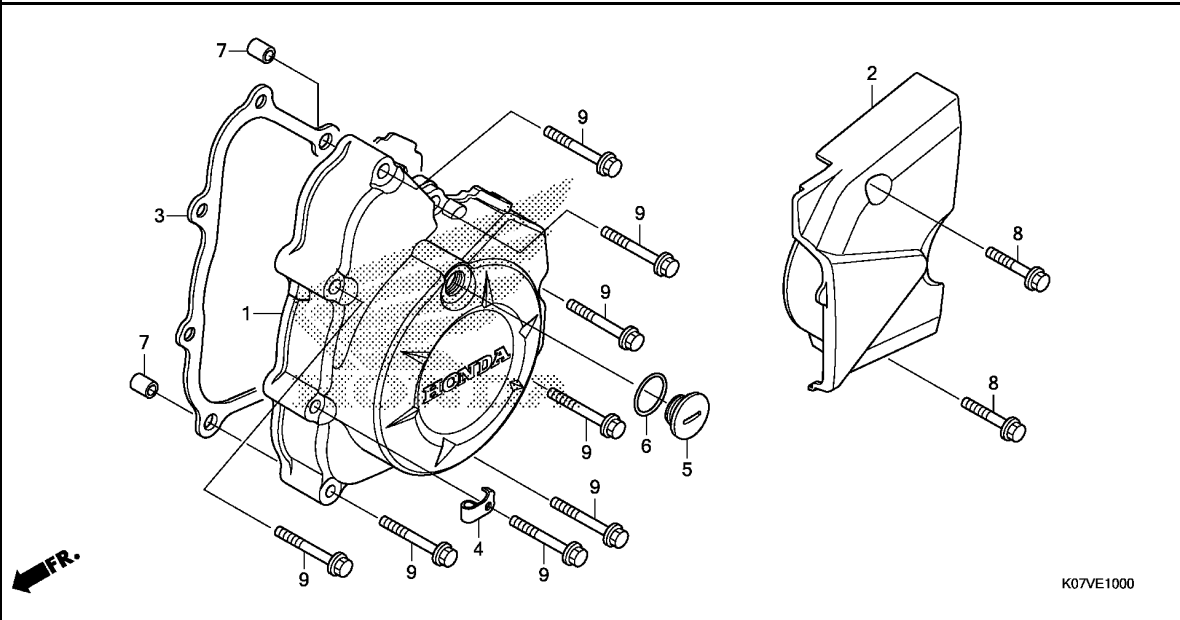
Ref. No.	L.O.N.	(Relative ref. Number) Description	F.R.T.
1	612120	(6) GEAR, STARTER DRIVEN .....	0.7
2	6121A2	CLUTCH, STARTING ONE WAY .....	0.8
3	612125	GEAR, STARTER REDUCTION .....	0.5

Ref. No.	Part No.	Description	Reqd. QTY				Serial No.	Parts catalogue code
			MS C	AFP110 MS E	MCS C	MCS E		
1	28111-KWW-740	GEAR, STARTER DRIVEN(55T) ...	1	1	1	1		
2	28120-KPH-701 28120-KWB-921	CLUTCH ASSY., ONE WAY(EXEDY) CLUTCH ASSY., ONE WAY (KYUSHU MUSASHI SEIMITSU)	1	1	1	1		
3	28130-KWW-740	GEAR COMP., STARTER REDUCTION (55T/14T)	1	1	1	1		
4	28132-KPH-900	SHAFT, REDUCTION GEAR .....	1	1	1	1		
5	90085-KTC-920	BOLT, SOCKET, 6X14 .....	6	6	6	6		
6	91011-KWW-741	BEARING, NEEDLE, 21X27X18(NTN)	1	1	1	1		

E-10

LEFT CRANKCASE COVER

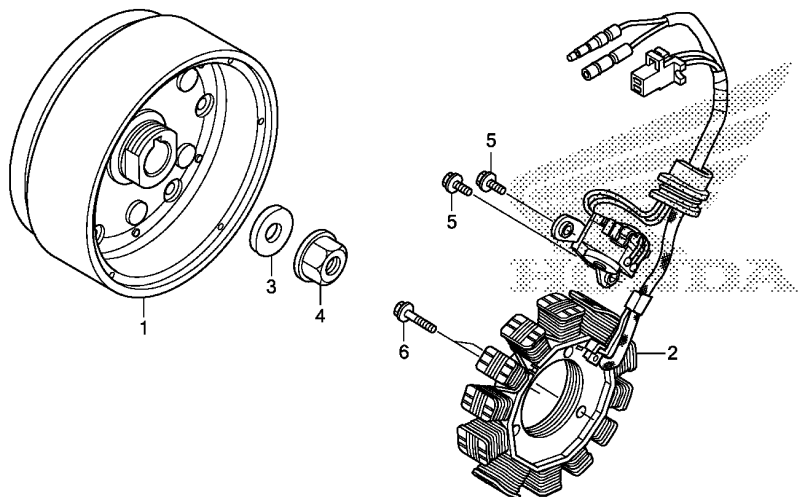
E12



Ref. No.	L.O.N.	(Relative ref. Number) Description	F.R.T.
1	1101A6	COVER, CRANKCASE :LEFT .....	0.6
2	1101B0	COVER, CRANKCASE :LEFT REAR ..	0.1
3	1101A3	GASKET, CRANKCASE COVER :LEFT	0.5

Ref. No.	Part No.	Description	Reqd. QTY				Serial No.	Parts catalogue code
			MS C	AFP110 MS E	MCS C	MCS E		
1	11341-KWW-710	COVER, L. CRANKCASE .....	1	-	1	-		
	11341-KWW-B20	.....	-	1	-	1		
2	11360-KWW-740	COVER COMP., L. RR. ....	1	-	1	-		
	11360-KWW-E20	.....	-	1	-	1		
3	11395-KWB-920	GASKET, L. CRANKCASE COVER ..	1	1	1	1		
4	16236-K07-900	CLAMPER, OVER FLOW .....	1	-	1	-		
	16236-K07-920	.....	-	1	-	1		
5	90084-GN5-830	CAP, A.C. GENERATOR .....	1	-	1	-		
	90084-GN5-640	.....	-	1	-	1		
6	91303-377-000	O-RING, 13.8X2.5 .....	1	1	1	1		
7	94301-08140	DOWEL PIN, 8X14 .....	2	2	2	2		
8	96001-06025-00	BOLT, FLANGE, 6X25 .....	2	2	2	2		
9	96001-06035-00	BOLT, FLANGE, 6X35 .....	8	8	8	8		





Ref. No.	L.O.N.	(Relative ref. Number) Description	F.R.T.
1	613105	ROTOR OR FLYWHEEL .....	0.8
2	6131A3	STATOR .....	0.8

FR.

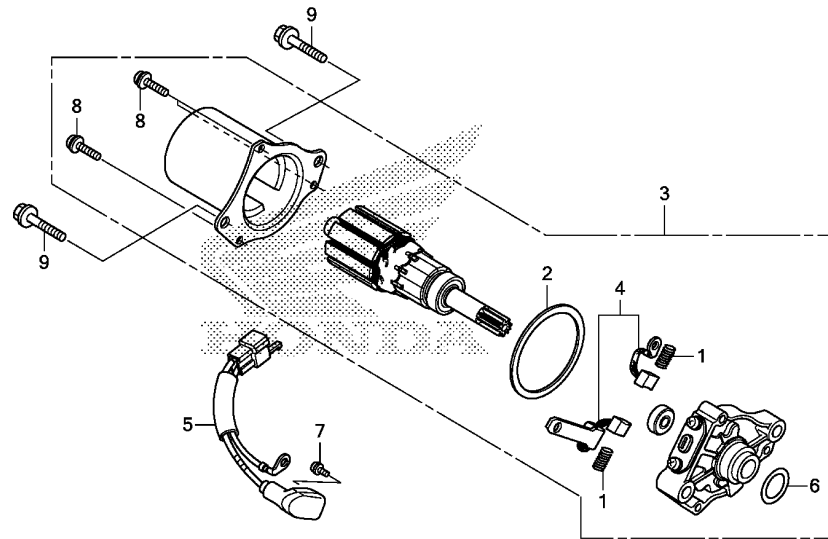
K07VE1100

Ref. No.	Part No.	Description	Reqd. QTY				Serial No.	Parts catalogue code
			AFP110					
			MS	MS	MCS	MCS		
			C	E	C	E		
1	31110-KWW-A81	FLYWHEEL COMP. (MITSUBA) .....	1	1	1	1		
2	31120-K07-941	STATOR COMP. ....	1	1	1	1		
3	90403-KN6-930	WASHER, 10X24 .....	1	1	1	1		
4	94050-10000	NUT, FLANGE, 10MM .....	1	1	1	1		
5	96001-06016-00	BOLT, FLANGE, 6X16 .....	2	2	2	2		
6	96001-06020-00	BOLT, FLANGE, 6X20 .....	2	2	2	2		

E-13

STARTER MOTOR

E14

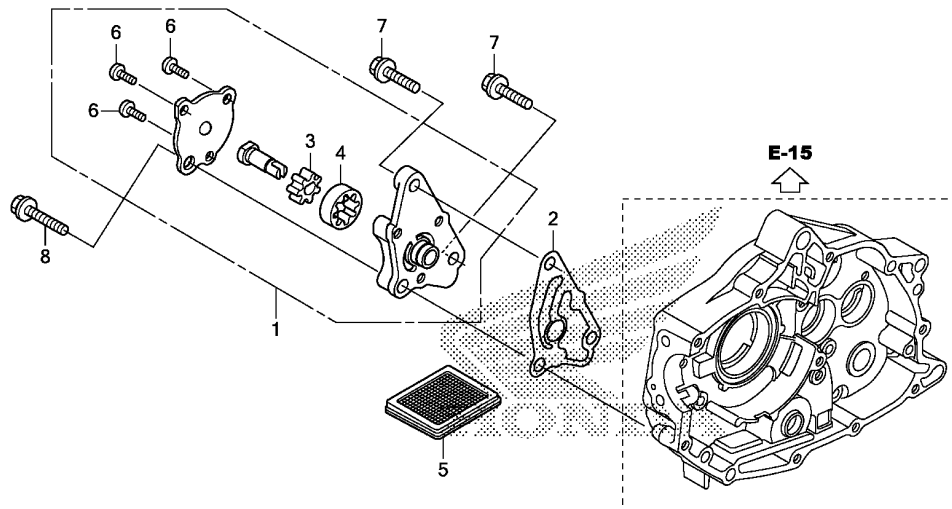


K07VE1300

Ref. No.	L.O.N.	(Relative ref. Number) Description	F.R.T.
3	(6)	MOTOR, STARTING	0.7
4	(1,2)	TERMINAL, BRUSH(STARTER)	0.9
5	6111A5	SUB HARNESS, STARTER	0.5

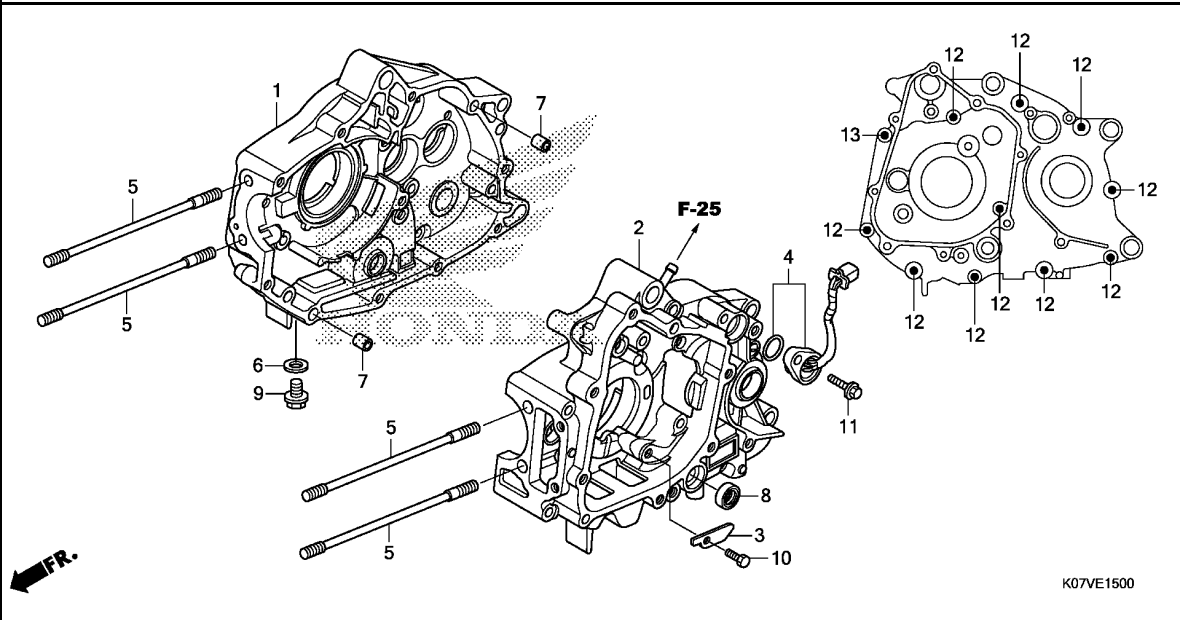
Ref. No.	Part No.	Description	Reqd. QTY				Serial No.	Parts catalogue code
			MS C	APP110 MS E	MCS C	MCS E		
1	31204-KG8-004	SPRING, CARBON BRUSH	2	2	2	2		
2	31206-GW3-004	PACKING	1	1	1	1		
3	31210-KWB-921	MOTOR UNIT, STARTER	1	1	1	1		
4	32101-GW3-780	BRUSH SET	1	1	1	1		
5	32105-K07-901	SUB CORD, STARTER MOTOR	1	1	1	1		
6	91309-KEE-630	O-RING	1	1	1	1		
7	93892-04006-08	SCREW-WASHER, 4X6	1	1	1	1		
8	93892-05016-08	SCREW-WASHER, 5X16	3	3	3	3		
9	96001-06032-00	BOLT, FLANGE, 6X32	2	2	2	2		

2



Ref. No.	L.O.N.	(Relative ref. Number) Description	F.R.T.
1		(2)	
113105		PUMP ASSY., OIL .....	0.7
1131B5		SCREEN, OIL FILTER .....	0.6

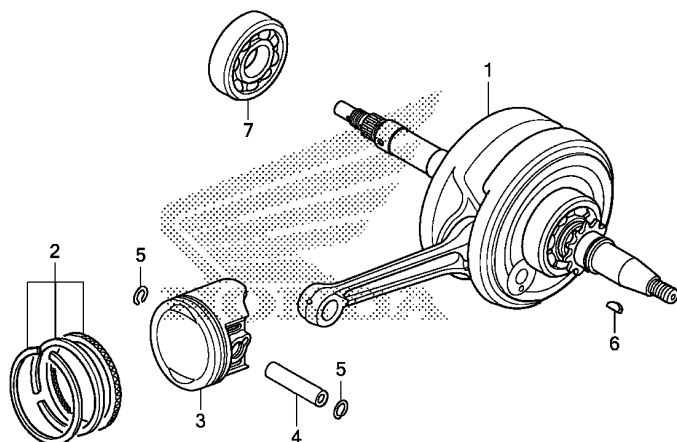
Ref. No.	Part No.	Description	Reqd. QTY				Serial No.	Parts catalogue code
			MS C	AFF110 MS E	MCS C	MCS E		
1	15100-KVR-C00	PUMP ASSY., OIL .....	1	1	1	1		
	15100-KWB-920	.....	1	1	1	1		
2	15119-KWB-600	GASKET, OIL PUMP BODY .....	1	1	1	1		
3	15331-GF6-000	ROTOR, OIL PUMP INNER .....	1	1	1	1		
	15331-KVR-C00	.....	1	1	1	1		
4	15332-GF6-000	ROTOR, OIL PUMP OUTER .....	1	1	1	1		
	15332-KVR-C00	.....	1	1	1	1		
5	15421-035-010	SCREEN, OIL FILTER .....	1	1	1	1		
6	93500-05010-0A	SCREW, PAN, 5X10 .....	3	3	3	3		
7	96001-06016-00	BOLT, FLANGE, 6X16 .....	2	2	2	2		
8	96001-06022-00	BOLT, FLANGE, 6X22 .....	1	1	1	1		



Ref. No.	L.O.N.	(Relative ref. Number) Description	F.R.T.
1	110120	CRANKCASE :RIGHT ..... .INCLUDES: Engine removal and installation	4.1
2	110115	CRANKCASE :LEFT ..... .INCLUDES: Engine removal and installation	3.4
	1101A2	CRANKCASE :BOTH ..... .INCLUDES: Engine removal and installation	4.4
4	615125	SWITCH, GEAR CHANGE .....	0.2
8	1101F9	OIL SEAL, GEARSHIFT SPINDLE ..	1.2

Ref. No.	Part No.	Description	Reqd. QTY				Serial No.	Parts catalogue code
			MS C	MS E	MCS C	MCS E		
1	11100-KWW-740	CRANKCASE COMP., R. ....	1	1	1	1		
2	11200-KWW-740	CRANKCASE COMP., L. ....	1	1	1	1		
3	11218-KWW-740	PLATE, OIL STOPPER .....	1	1	1	1		
4	35759-K07-941	CONTACT ASSY., CHANGE SWITCH	1	1	1	1		
5	90031-KWB-600	BOLT, STUD, 7X180.5 .....	4	4	4	4		
6	90407-259-000	PACKING, DRAIN COCK, 12.5X20	1	1	1	1		
7	90703-HC4-000	DOWEL PIN, 10X14 .....	2	2	2	2		
8	91208-KWB-601	OIL SEAL, 11.6X22X7 .....	1	1	1	1		
9	92800-12000	BOLT, DRAIN PLUG, 12MM .....	1	1	1	1		
10	93101-06014-0A	BOLT, HEX., 6X14 .....	1	1	1	1		
11	95701-06018-00	BOLT, FLANGE, 6X18 .....	1	1	1	1		
12	96001-06060-00	BOLT, FLANGE, 6X60 .....	10	10	10	10		
13	96001-06075-00	BOLT, FLANGE, 6X75 .....	1	1	1	1		

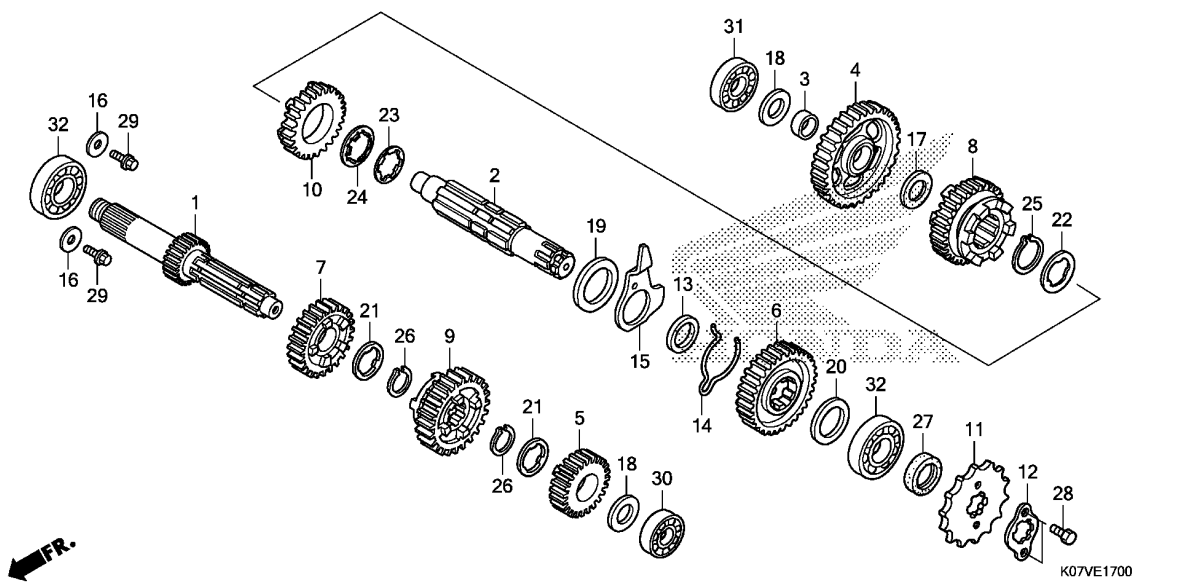




Ref. No.	L.O.N.	(Relative ref. Number) Description	F.R.T.
1	1101B5	CRANKSHAFT ..... .INCLUDES: Engine removal and installation (2,4,5)	3.8
3	111103	PISTON RING AND/OR PISTON(ONE)	1.7
7	1101B7	BEARING, CRANKSHAFT :RIGHT ... .INCLUDES: Engine removal and installation	3.7

Ref. No.	Part No.	Description	Reqd. QTY				Serial No.	Parts catalogue code
			MS C	AFP110 MS E	MCS C	MCS E		
1	13000-KWW-740	CRANKSHAFT COMP. ....	1	1	1	1		
2	13011-KWW-740	RING SET, PISTON(STD.) (RIKEN)	1	1	1	1		
	13021-KWW-740	RING SET, PISTON(0.25) (RIKEN)	(1)	(1)	(1)	(1)		
	13031-KWW-740	RING SET, PISTON(0.50) (RIKEN)	(1)	(1)	(1)	(1)		
	13041-KWW-740	RING SET, PISTON(0.75) (RIKEN)	(1)	(1)	(1)	(1)		
	13051-KWW-740	RING SET, PISTON(1.00) (RIKEN)	(1)	(1)	(1)	(1)		
3	13101-KWW-740	PISTON(STD.) .....	1	1	1	1		
	13102-KWW-740	PISTON(0.25) .....	(1)	(1)	(1)	(1)		
	13103-KWW-740	PISTON(0.50) .....	(1)	(1)	(1)	(1)		
	13104-KWW-740	PISTON(0.75) .....	(1)	(1)	(1)	(1)		
	13105-KWW-740	PISTON(1.00) .....	(1)	(1)	(1)	(1)		
4	13111-087-000	PIN, PISTON .....	1	1	1	1		
5	13115-GN5-910	CLIP, PISTON PIN, 13MM .....	2	2	2	2		
6	90741-003-010	KEY, WOODRUFF, 4MM .....	1	1	1	1		
7	91001-KPH-901	BEARING, RADIAL BALL, 63/22 (FUJIKOSHI)	1	1	1	1		
	91001-KWB-601	BEARING, RADIAL BALL, 63/22 (NTN)	1	1	1	1		
	91001-KWS-901	BEARING, RADIAL BALL, 63/22 (NSK)	1	1	1	1		
	91001-KWW-A01	BEARING, RADIAL BALL, 63/22 (SKF)	1	1	1	1		

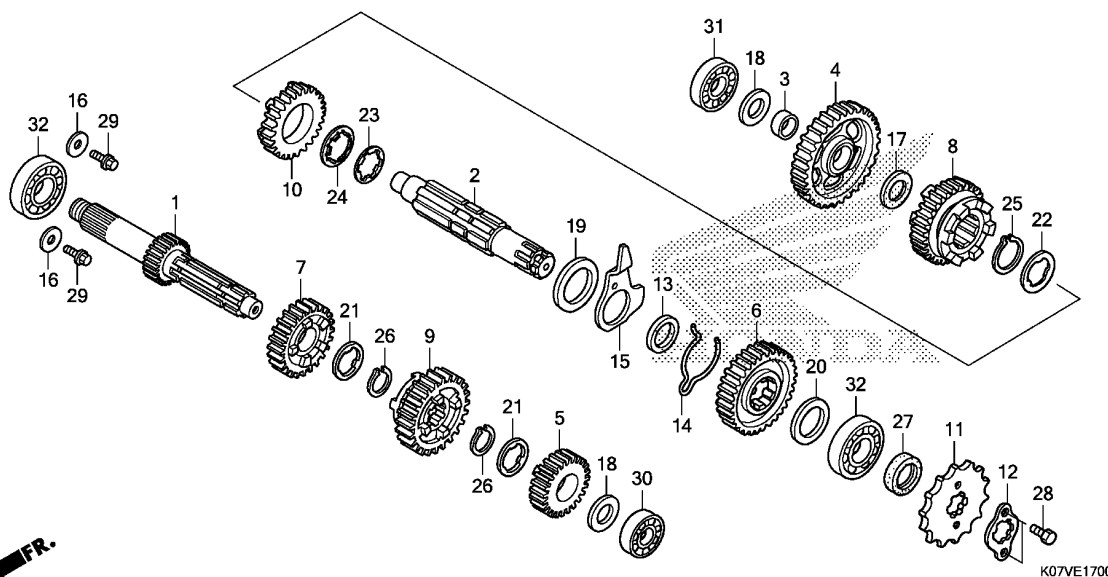




Ref. No.	L.O.N.	(Relative ref. Number) Description	F.R.T.
1	210141	(5,7,9) MAINSHAFT, TRANSMISSION ..... .INCLUDES: Engine removal and installation	3.2
2	210141A	.Replace countershaft add ....	0.2
2	210142	(4,6,8,10) COUNTERSHAFT, TRANSMISSION ... .INCLUDES: Engine removal and installation	3.2
	210142A	.Replace mainshaft add .....	0.2
11	213135	SPROCKET, DRIVE .....	0.2
30	2101C2	BEARING, MAINSHAFT :LEFT ..... .INCLUDES: Engine removal and installation	3.2
31	2101C8	BEARING, COUNTERSHAFT :RIGHT .. .INCLUDES: Engine removal and installation	3.9
32	2101C5	BEARING, MAINSHAFT :RIGHT .... .INCLUDES: Engine removal and installation	3.9
	2101C6	BEARING, MAINSHAFT :BOTH ..... .INCLUDES: Engine removal and installation	4.1
+	2101C7	BEARING, COUNTERSHAFT :LEFT ..	3.2

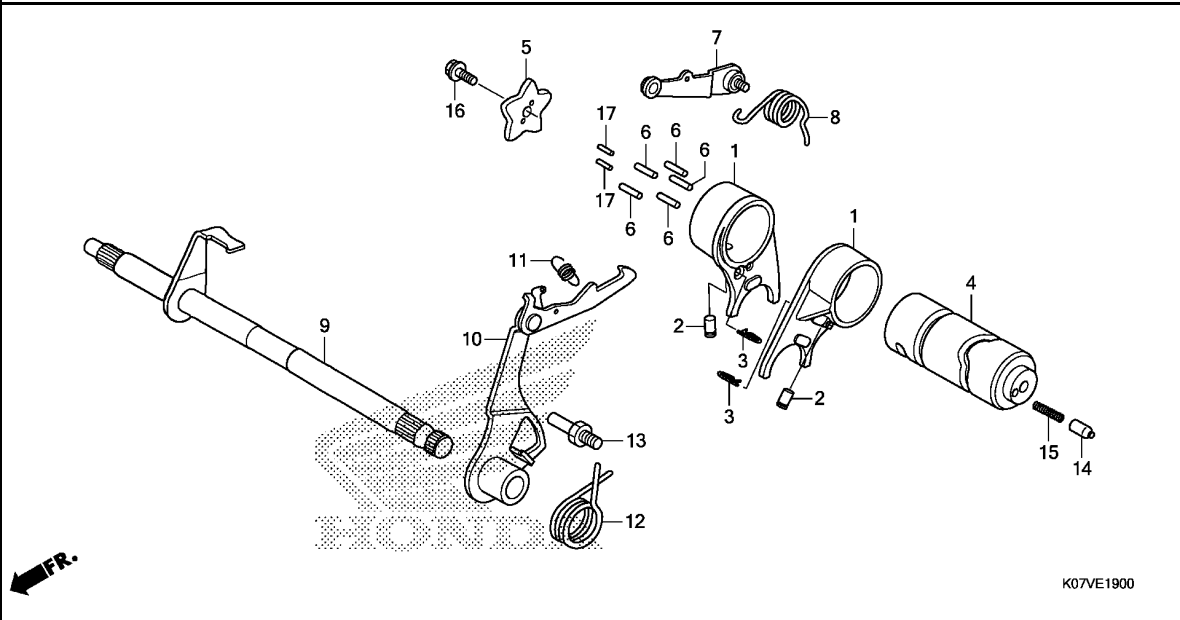
Ref. No.	Part No.	Description	Reqd. QTY				Serial No.	Parts catalogue code
			MS C	AFP110 MS E	MCS C	MCS E		
1	23211-KWW-740	MAINSHAFT(13T) .....	1	1	1	1		
2	23221-KWW-740	COUNTERSHAFT .....	1	1	1	1		
3	23415-KPH-900 23415-KWW-A80	BUSH, 15MM .....	1	1	1	1		
4	23421-KWW-740 23421-KZV-J00	GEAR, COUNTERSHAFT FIRST(34T) .....	1	1	1	1		
5	23431-KWW-740	GEAR, MAINSHAFT SECOND(18T) ..	1	1	1	1		
6	23441-KWW-740	GEAR, COUNTERSHAFT SECOND(28T)	1	1	1	1		
7	23451-KWW-740	GEAR, MAINSHAFT THIRD(22T) ..	1	1	1	1		
8	23461-KWW-740	GEAR, COUNTERSHAFT THIRD(25T)	1	1	1	1		
9	23471-KWW-741	GEAR, MAINSHAFT FOURTH(24T) ..	1	1	1	1		
10	23481-KWW-740	GEAR, COUNTERSHAFT FOURTH(22T)	1	1	1	1		
11	23801-KTM-900	SPROCKET, DRIVE(14T) .....	1	1	1	1		
12	23802-GN5-910	PLATE, FIXING .....	1	1	1	1		
13	23911-KPH-900	COLLAR, LOCK PLATE .....	1	1	1	1		
14	24305-KWB-600	SPRING, CHANGE FRICTION .....	1	1	1	1		
15	24306-KWB-600	PLATE, DRUM LOCK .....	1	1	1	1		
16	90407-KWW-740	WASHER, 6.2X19X2.3 .....	2	2	2	2		
17	90412-187-000	WASHER, THRUST, 15MM .....	1	1	1	1		
18	90412-KPH-900	WASHER, SPECIAL, 12X23 .....	2	2	2	2		
19	90452-413-000	WASHER, THRUST, 20MM .....	1	1	1	1		
20	90452-GB4-770	WASHER, THRUST, 17MM .....	1	1	1	1		
21	90461-035-000	WASHER, SPLINE, 17MM .....	2	2	2	2		
22	90461-459-010	WASHER, SPLINE, 20MM .....	1	1	1	1		
23	90461-KWB-600	WASHER, SPLINE, 20MM .....	1	1	1	1		





Ref. No.	L.O.N.	(Relative ref. Number) Description	F.R.T.
+32		.INCLUDES: Engine removal and installation	
2101C9		BEARING, COUNTERSHAFT :BOTH ..	4.1
2101D4		BEARING, MAINSHAFT AND COUNTERSHAFT :ALL .....	4.3
		.INCLUDES: Engine removal and installation	

Ref. No.	Part No.	Description	Reqd. QTY				Serial No.	Parts catalogue code
			MS C	AFP110 MS E	MCS C	MCS E		
24	90465-KWB-600	WASHER, LOCK, 20MM .....	1	1	1	1		
25	90601-459-000	CIRCLIP, 20MM .....	1	1	1	1		
	90601-KWW-B10	CIRCLIP, 20MM(OCHIAI) .....	1	1	1	1		
	90602-KYY-900	CIRCLIP, 20MM .....	1	1	1	1		
26	90601-KRM-840	CIRCLIP, 17MM .....	2	2	2	2		
	90601-KYY-900	.....	2	2	2	2		
27	91204-KWB-601	OIL SEAL, 17X29X5 .....	1	1	1	1		
28	92101-06010-0A	BOLT, HEX., 6X10 .....	2	2	2	2		
29	95701-06012-00	BOLT, FLANGE, 6X12 .....	2	2	2	2		
30	96100-60010-00	BEARING, RADIAL BALL, 6001 ..	1	1	1	1		
31	96100-62010-00	BEARING, RADIAL BALL, 6201 ..	1	1	1	1		
32	96100-62030-00	BEARING, RADIAL BALL, 6203 ..	2	2	2	2		



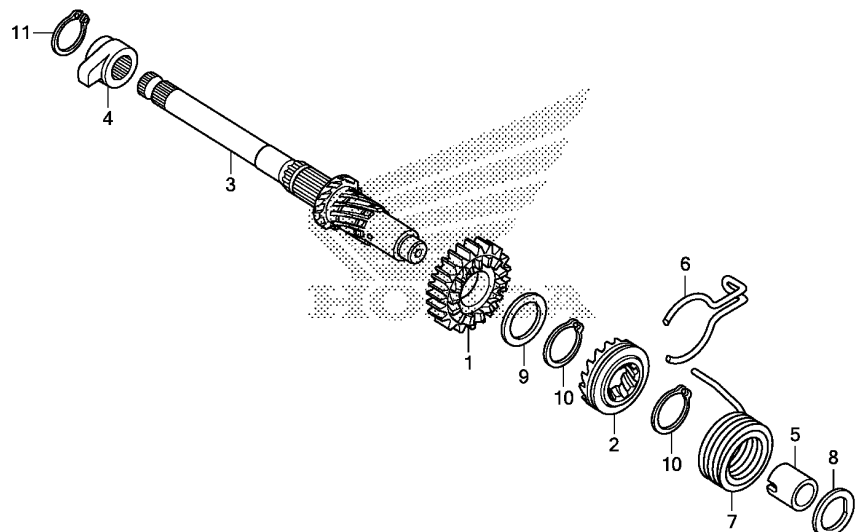
Ref. No.	L.O.N.	(Relative ref. Number) Description	F.R.T.
1	(2,3)		
210112		FORK, GEARSHIFT ..... .INCLUDES: Engine removal and installation .NOTE: Same time for two units	3.2
4	2101A9	DRUM, GEARSHIFT ..... .INCLUDES: Engine removal and installation	3.2
5	2101D6	PLATE, GEARSHIFT DRUM STOPPER (8)	1.0
7	210125	STOPPER OR SPRING, SHIFT DRUM	1.0
9	210122	SPINDLE, GEARSHIFT ..... (12)	1.1
10	210127	ARM, GEARSHIFT .....	1.1

FR.

K07VE1900

Ref. No.	Part No.	Description	Reqd. QTY				Serial No.	Parts catalogue code
			MS C	AFP110 MS E	MCS C	MCS E		
1	24211-KWW-741	FORK, GEARSHIFT .....	2	2	2	2		
2	24261-121-742	PIN, GEARSHIFT FORK GUIDE ...	2	2	2	2		
3	24263-028-000	CLIP, GEARSHIFT FORK GUIDE PIN	2	2	2	2		
4	24301-KWW-740	DRUM, GEARSHIFT .....	1	1	1	1		
5	24411-KWW-740	PLATE, GEARSHIFT DRUM STOPPER	1	1	1	1		
6	24421-200-000	PIN, GEARSHIFT DRUM .....	5	5	5	5		
7	24430-GB4-772	ARM COMP., SHIFT DRUM STOPPER	1	1	1	1		
8	24435-GF6-003	SPRING, SHIFT DRUM STOPPER ..	1	1	1	1		
9	24610-KWW-740	SPINDLE COMP., GEARSHIFT ....	1	1	1	1		
10	24630-KWB-600	ARM COMP., GEARSHIFT .....	1	1	1	1		
11	24641-041-000	SPRING, GEARSHIFT ARM .....	1	1	1	1		
12	24651-041-000	SPRING, GEARSHIFT RETURN ....	1	1	1	1		
13	24652-KPH-900	PIN, SHIFT RETURN SPRING ....	1	1	1	1		
14	35751-KVL-V31	CAP, CHANGE SWITCH CONTACT ..	1	1	1	1		
15	35752-KPH-900	SPRING, CHANGE SWITCH CONTACT	1	1	1	1		
16	90071-171-010	BOLT, KNOCK, 6MM .....	1	1	1	1		
17	96220-30100	ROLLER, 3X10 .....	2	2	2	2		

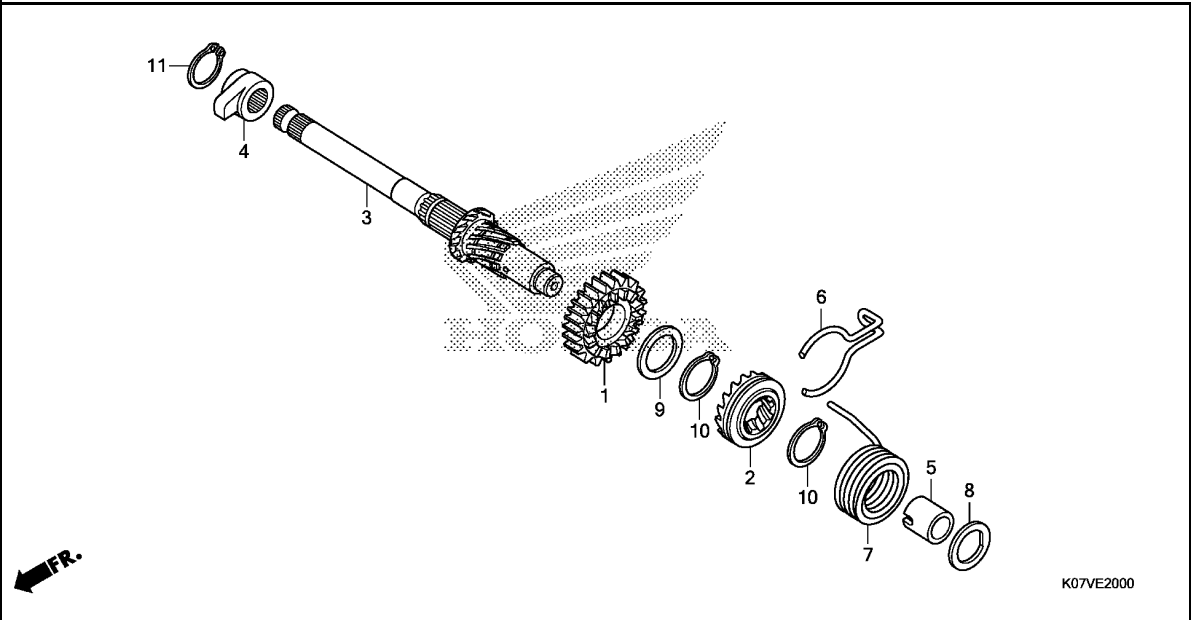
2



K07VE2000

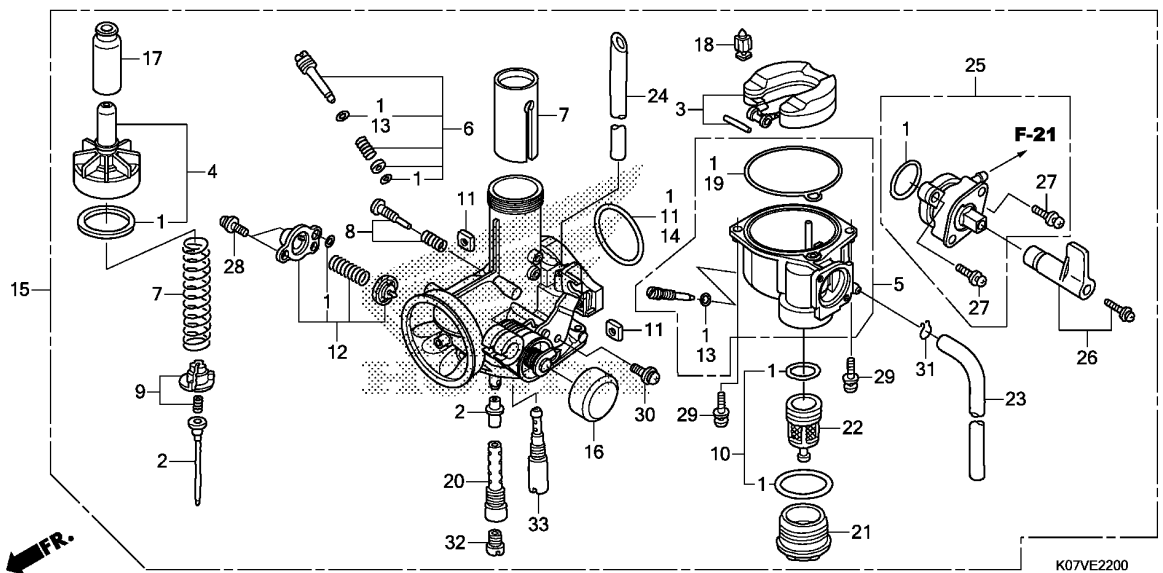
Ref. No.	L.O.N.	(Relative ref. Number) Description	F.R.T.
1	(2,6)		
1121A0		PINION, KICK STARTER ..... .INCLUDES: Engine removal and installation	3.1
3	1121A2	SPINDLE, KICK STARTER ..... .INCLUDES: Engine removal and installation	3.1
7	112103	SPRING, KICK STARTER RETURN .. .INCLUDES: Engine removal and installation	3.1

Ref. No.	Part No.	Description	Reqd. QTY				Serial No.	Parts catalogue code
			MS C	AFP110 MS E	MCS C	MCS E		
1	28211-KWW-740	PINION, KICK STARTER(23T) ...	1	1	1	1		
	28211-KWW-B10	PINION, KICK STARTER(23T) (CHONGQING LIANGJIANG)	1	1	1	1		
2	28221-KWW-740	RATCHET, STARTER DRIVE .....	1	1	1	1		
	28221-KWW-B10	RATCHET, STARTER DRIVE (CHONGQING LIANGJIANG)	1	1	1	1		
3	28251-KWW-740	SPINDLE, KICK STARTER .....	1	1	1	1		
	28251-KWW-B10	SPINDLE, KICK STARTER (CHONGQING LIANGJIANG)	1	1	1	1		
4	28262-KWB-600	RETAINER, KICK SPINDLE .....	1	1	1	1		
5	28265-KWB-600	COLLAR, KICK SPRING .....	1	1	1	1		
	28265-KWW-B10	COLLAR, KICK SPRING (CHONGQING LIANGJIANG)	1	1	1	1		
6	28271-KWB-600	SPRING, FRICTION STARTER GEAR	1	1	1	1		
	28271-KWW-B10	SPRING, FRICTION STARTER GEAR (CHONGQING LIANGJIANG)	1	1	1	1		
	28271-KYY-900	SPRING, FRICTION STARTER GEAR	1	1	1	1		
7	28281-KWB-600	SPRING, KICK RETURN .....	1	1	1	1		
	28281-KWW-B10	SPRING, KICK RETURN (CHONGQING LIANGJIANG)	1	1	1	1		
8	90451-KGH-900	WASHER, SPECIAL, 14MM .....	1	1	1	1		
	90451-KWW-B10	WASHER, SPECIAL, 14MM (RUI'AN CHANGJIANG)	1	1	1	1		
9	90454-107-000	WASHER, THRUST, 20MM .....	1	1	1	1		
	90454-KWW-B10	WASHER B, THRUST, 20MM (RUI'AN CHANGJIANG)	1	1	1	1		
10	90605-200-000	SET RING, 20MM .....	2	2	2	2		
	90605-GFP-900	.....	2	2	2	2		



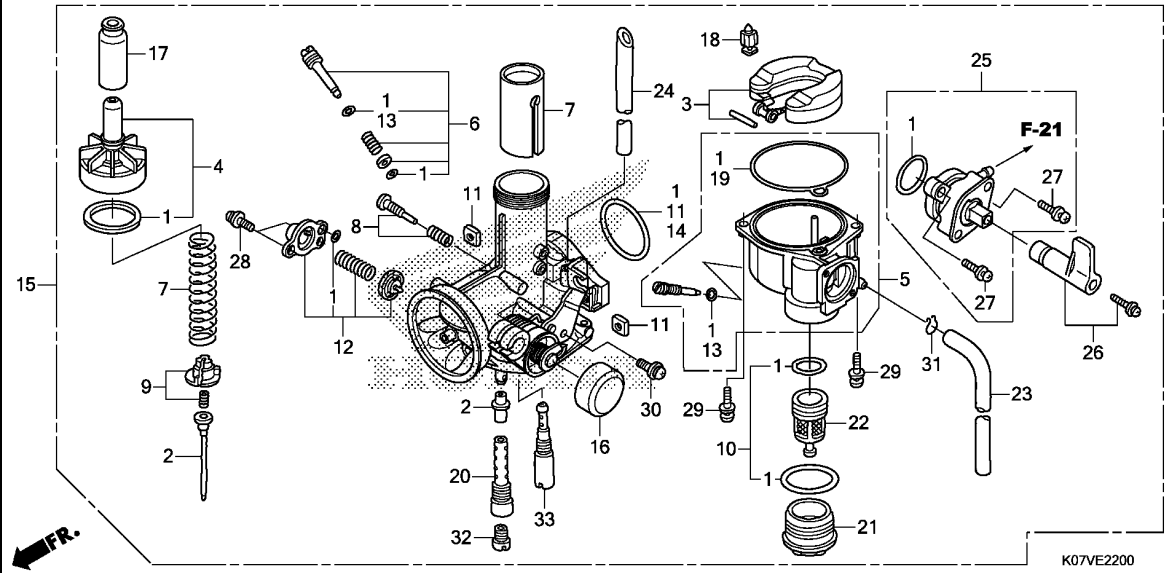
Ref. No.	Part No.	Description	Reqd. QTY				Serial No.	Parts catalogue code
			MS C	AFP110 MS E	MCS C	MCS E		

10)	90605-KWW-B10	SET RING, 20MM(OCHIAI) .....	2	2	2	2		
	90605-KYY-900	SET RING, 20MM .....	2	2	2	2		
11	94510-16000	CIRCLIP, EXTERNAL, 16MM .....	1	1	1	1		

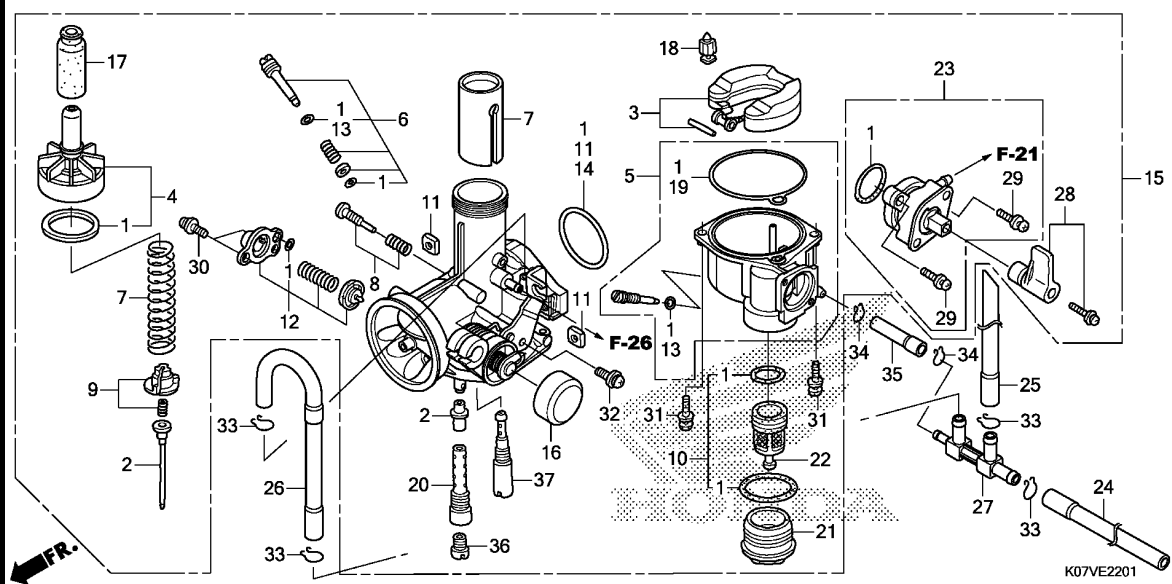


Ref. No.	L.O.N.	(Relative ref. Number) Description	F.R.T.
2	3111A3	NEEDLE, JET .....	1.1
3		(18)	
	311120	FLOAT OR FLOAT VALVE .....	1.0
4	3111A5	TOP SET, CARBURETOR .....	0.8
5	3111A6	CHAMBER, FLOAT .....	0.9
7	3111A8	VALVE, THROTTLE .....	0.9
12	3111B8	VALVE, AIR CUT .....	0.1
15	3111B5	CARBURETOR ASSEMBLY .....	1.0
25	310110	COCK ASSY., FUEL .....	0.5
32		(20,33)	
	3111D4	JET, MAIN .....	1.0

Ref. No.	Part No.	Description	Reqd. QTY				Serial No.	Parts catalogue code
			MS C	AFP110 MS E	MCS C	MCS E		
1	16010-KSS-901	GASKET SET .....	1	-	1	-		
2	16012-K07-941	NEEDLE SET, JET .....	1	-	1	-		
3	16013-KPG-901	FLOAT SET .....	1	-	1	-		
4	16014-KWB-921	TOP SET .....	1	-	1	-		
5	16015-KVV-901	CHAMBER SET, FLOAT .....	1	-	1	-		
6	16016-KPH-901	SCREW SET .....	1	-	1	-		
7	16022-KWB-921	VALVE SET, THROTTLE .....	1	-	1	-		
8	16028-KTT-901	SCREW SET .....	1	-	1	-		
9	16037-KPH-901	PLATE SET, VALVE .....	1	-	1	-		
10	16040-KEV-900	GASKET SET .....	1	-	1	-		
11	16041-GB5-D30	NUT SET, SQUARE .....	1	-	1	-		
12	16048-KPH-901	VALVE SET, AIR CUT .....	1	-	1	-		
13	16075-GHB-640	O-RING, 1.3X4.3 .....	2	-	2	-		
14	16075-GHB-B40	O-RING, 2.4X25 .....	1	-	1	-		
15	16100-K07-941	CARBURETOR ASSY. (PB7UR A) ...	1	-	1	-		
16	16148-141-881	CAP, CHOKE DUST .....	1	-	1	-		
17	16148-KB1-921	CAP, CABLE SEALING .....	1	-	1	-		
18	16155-KRS-861	VALVE COMP., FLOAT .....	1	-	1	-		
19	16163-GFP-901	GASKET, FLOAT CHAMBER .....	1	-	1	-		
20	16165-KWB-921	HOLDER, NEEDLE JET .....	1	-	1	-		
21	16175-GB0-911	CUP, FUEL STRAINER .....	1	-	1	-		
22	16176-GB0-911	SCREEN, FUEL STRAINER .....	1	-	1	-		
23	16198-GC7-004	TUBE, OVERFLOW .....	1	-	1	-		
24	16199-KWW-A01	TUBE, AIR VENT .....	1	-	1	-		
25	16951-KSS-901	BODY SET, COCK .....	1	-	1	-		



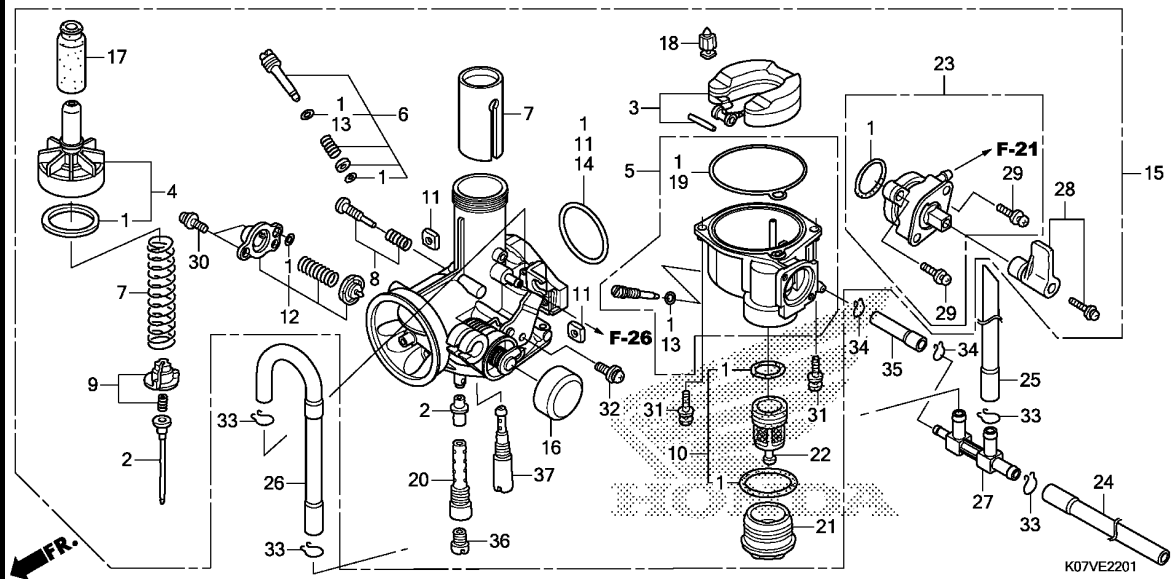
Ref. No.	Part No.	Description	Reqd. QTY				Serial No.	Parts catalogue code
			MS C	AFP110 MS E	MCS C	MCS E		
26	16963-KPH-C01	LEVER SET, COCK .....	1	-	1	-		
27	93892-03012-18	SCREW-WASHER, 3X12 .....	2	-	2	-		
28	93892-04010-18	SCREW-WASHER, 4X10 .....	2	-	2	-		
29	93892-04014-08	SCREW-WASHER, 4X14 .....	2	-	2	-		
30	93892-05010-18	SCREW-WASHER, 5X10 .....	1	-	1	-		
31	95002-02659	CLIP, TUBE(B6.5) .....	1	-	1	-		
32	99101-KWP-0900	JET, MAIN, #90 .....	1	-	1	-		
33	99103-KPH-0350	JET, SLOW, #35 .....	1	-	1	-		



Ref. No.	L.O.N.	(Relative ref. Number) Description	F.R.T.
2	3111A3	NEEDLE, JET .....	1.1
3		(18)	
	311120	FLOAT OR FLOAT VALVE .....	1.0
4	3111A5	TOP SET, CARBURETOR .....	0.8
5	3111A6	CHAMBER, FLOAT .....	0.9
7	3111A8	VALVE, THROTTLE .....	0.9
12	3111B8	VALVE, AIR CUT .....	0.1
15	3111B5	CARBURETOR ASSEMBLY .....	1.0
23	310110	COCK ASSY., FUEL .....	0.5
36		(20,37)	
	3111D4	JET, MAIN .....	1.0

Ref. No.	Part No.	Description	Reqd. QTY				Serial No.	Parts catalogue code
			MS C	AFP110 MS E	MCS C	MCS E		
1	16010-KSS-901	GASKET SET .....	-	1	-	1		
2	16012-K07-941	NEEDLE SET, JET .....	-	1	-	1		
3	16013-KPG-901	FLOAT SET .....	-	1	-	1		
4	16014-KWB-921	TOP SET .....	-	1	-	1		
5	16015-KVV-901	CHAMBER SET, FLOAT .....	-	1	-	1		
6	16016-KPH-901	SCREW SET .....	-	1	-	1		
7	16022-K07-921	VALVE SET, THROTTLE .....	-	1	-	1		
8	16028-KTT-901	SCREW SET .....	-	1	-	1		
9	16037-KPH-901	PLATE SET, VALVE .....	-	1	-	1		
10	16040-KEV-900	GASKET SET .....	-	1	-	1		
11	16041-GB5-D30	NUT SET, SQUARE .....	-	1	-	1		
12	16048-KPH-901	VALVE SET, AIR CUT .....	-	1	-	1		
13	16075-GHB-640	O-RING, 1.3X4.3 .....	-	2	-	2		
14	16075-GHB-B40	O-RING, 2.4X25 .....	-	1	-	1		
15	16100-K07-V01	CARBURETOR ASSY. (PB7UY A) ...	-	1	-	1		
16	16148-141-881	CAP, CHOKE DUST .....	-	1	-	1		
17	16148-KB1-921	CAP, CABLE SEALING .....	-	1	-	1		
18	16155-KRS-861	VALVE COMP., FLOAT .....	-	1	-	1		
19	16163-GFP-901	GASKET, FLOAT CHAMBER .....	-	1	-	1		
20	16165-KWB-921	HOLDER, NEEDLE JET .....	-	1	-	1		
21	16175-GB0-911	CUP, FUEL STRAINER .....	-	1	-	1		
22	16176-GB0-911	SCREEN, FUEL STRAINER .....	-	1	-	1		
23	16951-KSS-901	BODY SET, COCK .....	-	1	-	1		
24	16955-K07-V00	TUBE A .....	-	1	-	1		
25	16956-K03-V40	TUBE B .....	-	1	-	1		





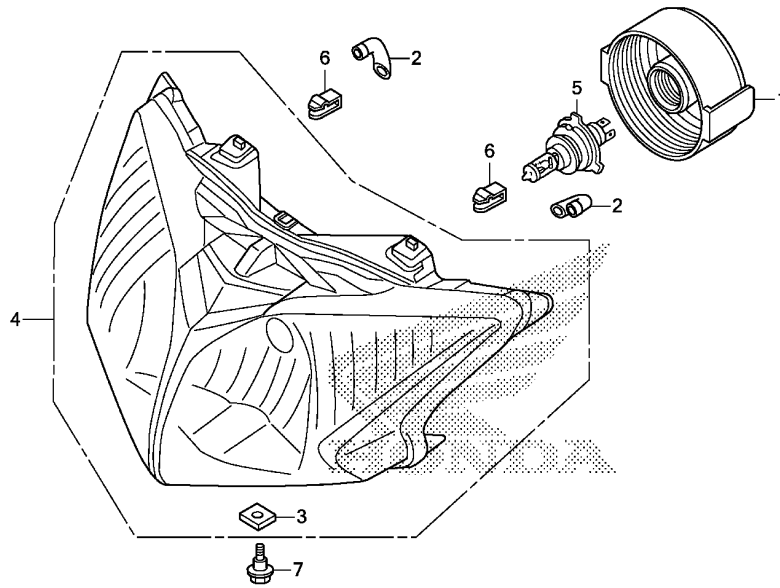
Ref. No.	Part No.	Description	Reqd. QTY				Serial No.	Parts catalogue code
			MS C	AFP110 MS E	MCS C	MCS E		
26	16957-K03-V40	TUBE C .....	-	1	-	1		
27	16960-KWW-E40	JOINT, .....	-	1	-	1		
28	16963-KPH-C01	LEVER SET, COCK .....	-	1	-	1		
29	93892-03012-18	SCREW-WASHER, 3X12 .....	-	2	-	2		
30	93892-04010-18	SCREW-WASHER, 4X10 .....	-	2	-	2		
31	93892-04014-08	SCREW-WASHER, 4X14 .....	-	2	-	2		
32	93892-05010-18	SCREW-WASHER, 5X10 .....	-	1	-	1		
33	95002-02089	CLIP, TUBE(B8) .....	-	4	-	4		
34	95002-02659	CLIP, TUBE(B6.5) .....	-	2	-	2		
35	95005-35045-50	TUBE, 3.5X45 .....	-	1	-	1		
36	99101-KWP-0900	JET, MAIN, #90 .....	-	1	-	1		
37	99103-KPH-0350	JET, SLOW, #35 .....	-	1	-	1		



F-1

HEADLIGHT

G 1

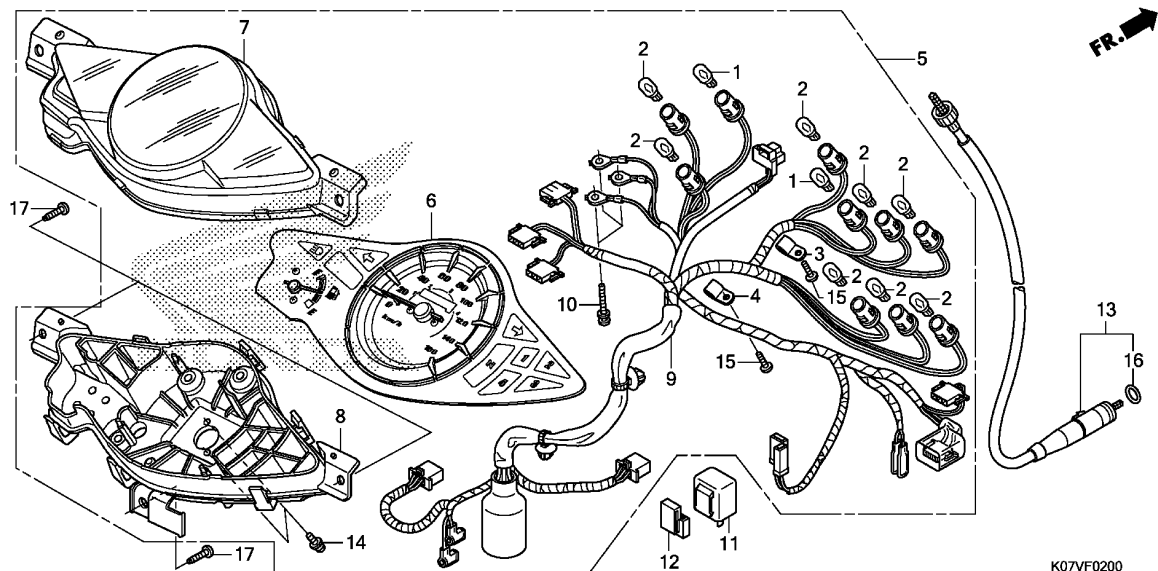


Ref. No.	L.O.N.	(Relative ref. Number) Description	F.R.T.
4	6161A7	HEADLIGHT UNIT .....	0.3
5		(1)	
	616118	BULB, HEADLIGHT .....	0.2

K07VF0100

3

Ref. No.	Part No.	Description	Reqd. QTY				Serial No.	Parts catalogue code
			MS C	MS E	MCS C	MCS E		
1	33112-MZ0-671	COVER, RUBBER .....	1	1	1	1		
2	33113-KVB-T01	PIPE, CP .....	2	2	2	2		
3	33115-KBA-830	NUT, ADJUST .....	1	1	1	1		
4	33120-K07-941	HEADLIGHT UNIT .....	1	1	1	1		
5	34901-KFV-671	BULB, HEADLIGHT(HS1) (12V 35/35W)	1	1	1	1		
6	53209-GAH-000	CLIP, HEADLIGHT .....	2	2	2	2		
7	90101-GJ6-000	BOLT, ADJUSTING .....	1	1	1	1		



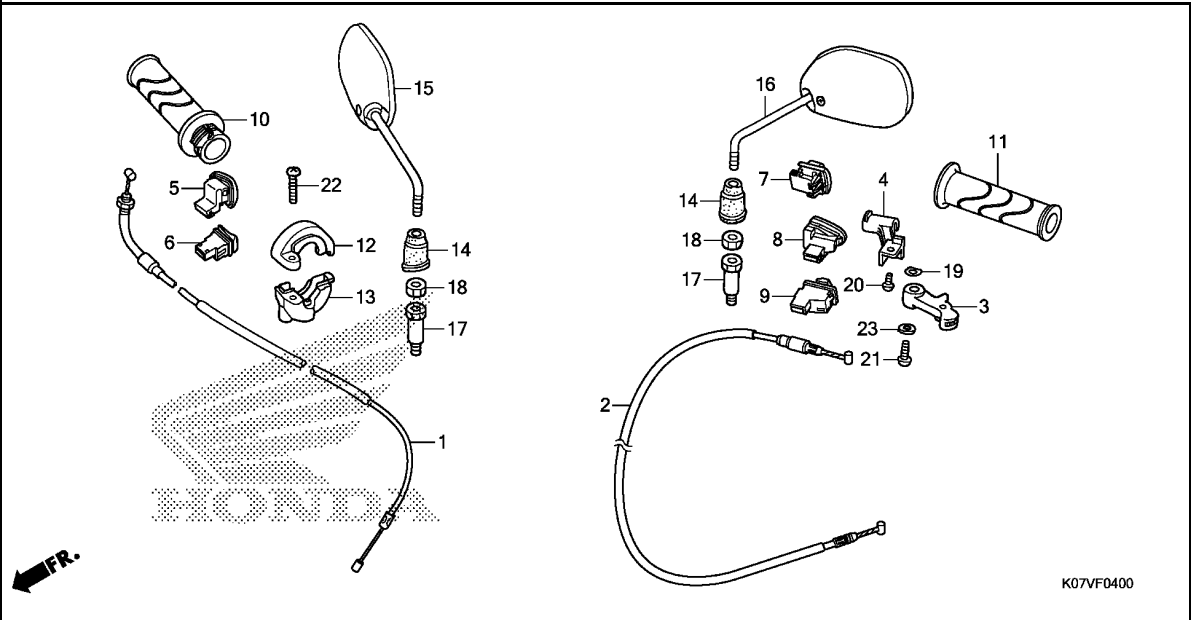
Ref. No.	L.O.N.	(Relative ref. Number) Description	F.R.T.
1		(2) BULB, METER .....	0.2
		.NOTE: Same time for two units or more	
5	8121A1	METER ASSY., COMBINATION .....	1.0
6	8121A2	METER, COMBINATION .....	1.1
7	8121B7	LENS, METER .....	0.9
8	8121B3	CASE, METER .....	1.0
9	6161G4	SOCKET ASSY., METER BULB .....	0.9
11	6111C3	RELAY, WINKER .....	0.4
13	811160	CABLE, SPEEDOMETER .....	0.4

Ref. No.	Part No.	Description	Reqd. QTY				Serial No.	Parts catalogue code
			MS C	AFP110 MS E	MCS C	MCS E		
1	34908-GA7-701	BULB, WEDGE BASE(T10) (12V 3.4W)(NIPPON SEIKI)	2	2	2	2		
	34909-KVR-600	BULB, WEDGE BASE(T10) (12V 3.4W)(TOSHIBA)	2	2	2	2		
2	34908-KVE-900	BULB, WEDGE BASE(T10) (12V 1.7W)(TOSHIBA)	8	8	8	8		
	34908-MB9-871	BULB, WEDGE BASE(T10) (12V 1.7W)(STANLEY)	8	8	8	8		
3	37121-KV3-008	CLAMP .....	1	1	1	1		
4	37121-ML7-671	CLAMP .....	1	1	1	1		
5	37200-K07-941	SPEEDOMETER ASSY.(KPH) .....	1	1	1	1		
6	37210-K07-941	SPEEDOMETER COMP. ....	1	1	1	1		
7	37211-K07-901	LENS .....	1	1	1	1		
8	37220-K07-941	CASE ASSY. ....	1	1	1	1		
9	37224-K07-941	SOCKET COMP. ....	1	1	1	1		
10	37305-KE5-008	SCREW-WASHER, 3X22 .....	3	3	3	3		
11	38301-GBG-911	RELAY COMP., WINKER (PT.MITSUBA)	1	1	1	1		
12	38306-KJ6-740	SUSPENSION, WINKER RELAY ....	1	1	1	1		
13	44830-KWV-640	CABLE ASSY., SPEEDOMETER ....	1	1	1	1		
14	90035-166-008	SCREW-WASHER, SPECIAL, 4X10 ..	2	2	2	2		
15	90109-MZ5-008	SCREW, TAPPING, 4X14 .....	2	2	2	2		
16	91256-KK3-840	O-RING, 10X1.5 .....	1	1	1	1		
17	93903-25310	SCREW, TAPPING, 5X16 .....	3	3	3	3		

F-4

SWITCH/CABLE/MIRROR

G 3

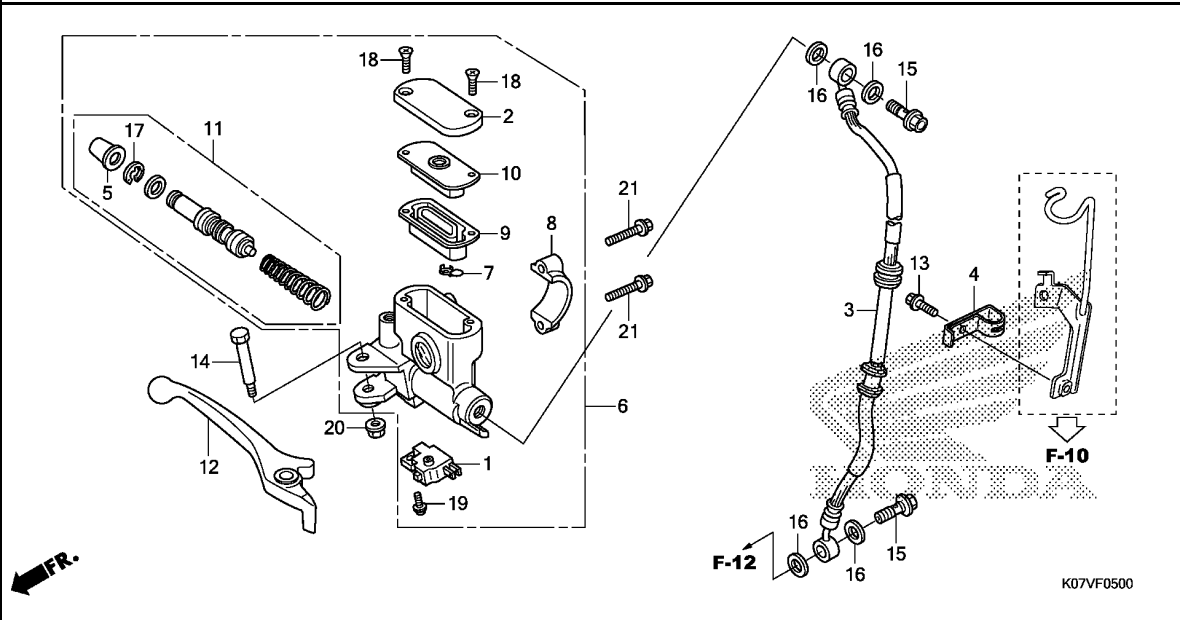


Ref. No.	L.O.N.	(Relative ref. Number) Description	F.R.T.
1	811100	CABLE, THROTTLE .....	1.2
2	811120	CABLE, CHOKE .....	0.8
3	810140	LEVER, CHOKE :HANDLE SIDE ....	0.1
6	615116	SWITCH, STARTER .....	0.4
7	615117	SWITCH, DIMMER .....	0.4
8	6151A3	SWITCH, HORN .....	0.4
9	615118	SWITCH, WINKER .....	0.4
10	810150	GRIP, THROTTLE .....	0.4
11	8101C0	GRIP, HANDLE :LEFT .....	0.1
13	810155	HOUSING, THROTTLE .....	0.4

Ref. No.	Part No.	Description	Reqd. QTY				Serial No.	Parts catalogue code
			MS C	AFP110 MS E	MCS C	MCS E		
1	17910-KWW-E10	CABLE COMP., THROTTLE .....	1	-	1	-		
	17910-KWW-E11	.....	-	1	-	1		
2	17950-KWW-A00	CABLE COMP., CHOKE .....	1	1	1	1		
3	17961-KFM-900	LEVER, CHOKE .....	1	1	1	1		
4	17962-KTM-850	STOPPER, CABLE .....	1	1	1	1		
5	35150-KYZ-V01	SWITCH UNIT, LIGHTING .....	1	1	1	1		
6	35160-KYZ-901	SWITCH UNIT, STARTER .....	1	1	1	1		
7	35170-KYZ-901	SWITCH UNIT, DIMMER .....	1	1	1	1		
8	35180-KYZ-901	SWITCH UNIT, HORN .....	1	1	1	1		
9	35200-KYZ-901	SWITCH UNIT, WINKER .....	1	1	1	1		
10	53140-KWW-620	GRIP COMP., THROTTLE .....	1	1	1	1		
11	53166-KWB-600	GRIP, L. HANDLE .....	1	1	1	1		
12	53167-KFM-900	HOUSING, UPPER THROTTLE .....	1	1	1	1		
13	53168-KFM-900	HOUSING, UNDER THROTTLE .....	1	-	1	-		
	53168-KFM-901	.....	-	1	-	1		
14	88113-KWW-A00	CAP, LOCK NUT .....	2	2	2	2		
15	88210-KFV-830	MIRROR COMP., R. ....	1	1	1	1		
16	88220-KFV-830	MIRROR COMP., L. ....	1	1	1	1		
17	90003-MY5-720	BOLT, ADAPTER, 10MM .....	2	2	2	2		
18	90201-MW3-620	NUT, HEX., 10MM (LEFT HAND THREAD)	2	2	2	2		
19	90442-147-000	WASHER, WAVE .....	1	1	1	1		
20	93500-05010-0G	SCREW, PAN, 5X10 .....	1	1	1	1		
21	93500-05012-0G	SCREW, PAN, 5X12 .....	1	1	1	1		
22	93500-05025-0G	SCREW, PAN, 5X25 .....	1	1	1	1		
23	94103-05700	WASHER, PLAIN, 5MM .....	1	1	1	1		

**F-5**

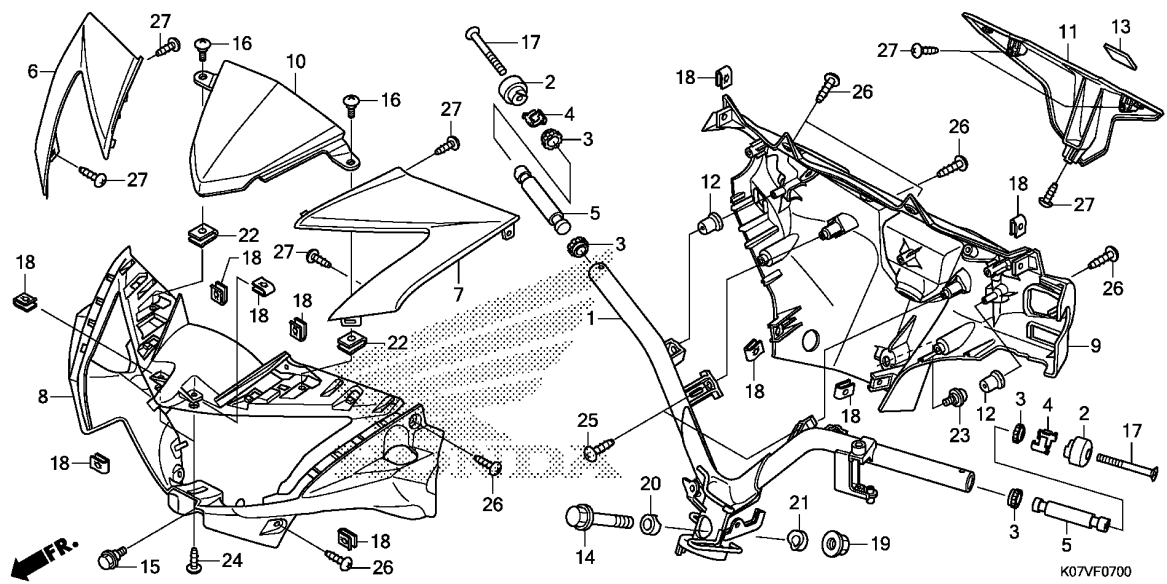
**FRONT BRAKE MASTER CYLINDER**



Ref. No.	L.O.N.	(Relative ref. Number) Description	F.R.T.
1	6151B2	SWITCH, FRONT STOP .....	0.2
3	7121A0	HOSE, FRONT BRAKE .....	0.7
		.INCLUDES: Bleed brakes	
6	712105	CYLINDER, FRONT BRAKE MASTER .....	0.6
		.INCLUDES: Bleed brakes	
9	7121G6	DIAPHRAGM, FRONT BRAKE MASTER .....	0.3
11	7121G9	PISTON SET, FRONT BRAKE MASTER .....	0.6
		.INCLUDES: Bleed brakes	
12	8101C7	LEVER, HANDLE :RIGHT .....	0.3

Ref. No.	Part No.	Description	Reqd. QTY				Serial No.	Parts catalogue code
			MS C	AFP110 MS E	MCS C	MCS E		
1	35340-KWB-601	SWITCH ASSY., FR. STOP .....	1	1	1	1		
2	43513-KBP-881	CAP, MASTER CYLINDER .....	1	1	1	1		
3	45126-K07-941	HOSE COMP., FR. BRAKE .....	1	-	1	-		
	45126-K07-V01	.....	-	1	-	1		
4	45157-KWW-A00	CLAMPER B, BRAKE HOSE .....	1	1	1	1		
5	45504-410-003	BOOT COMP. ....	1	1	1	1		
6	45510-KWB-601	CYLINDER SUB ASSY., FR. BRAKE MASTER(NISSIN) .....	1	-	1	-		
	45510-K03-T41	.....	-	1	-	1		
7	45512-MA6-006	PROTECTOR .....	1	1	1	1		
8	45517-GW0-751	HOLDER, MASTER CYLINDER .....	1	1	1	1		
9	45520-GW0-911	DIAPHRAGM .....	1	1	1	1		
10	45521-GW0-911	PLATE, DIAPHRAGM .....	1	1	1	1		
11	45530-KVY-911	CYLINDER SET, MASTER .....	1	1	1	1		
12	53175-KRS-T80	LEVER, R. STEERING HANDLE ...	1	1	1	1		
13	90102-KGH-900	BOLT, FLANGE, 6X10 .....	1	1	1	1		
14	90114-KGH-900	BOLT, HANDLE LEVER PIVOT ....	1	1	1	1		
15	90145-KM3-751	BOLT, OIL, 10X22(SAGA) .....	2	2	2	2		
	90145-KPH-B30	BOLT, OIL, 10X22(NISSIN) ....	2	2	2	2		
16	90545-300-000	WASHER, OIL BOLT .....	4	4	4	4		
17	90651-MA5-671	CIRCLIP .....	1	1	1	1		
18	93600-04012-16	SCREW, FLAT, 4X12 .....	2	2	2	2		
19	93893-04012-17	SCREW-WASHER, 4X12 .....	1	1	1	1		
20	94050-06000	NUT, FLANGE, 6MM .....	1	1	1	1		
21	96001-06022-00	BOLT, FLANGE, 6X22 .....	2	2	2	2		





Ref. No.	L.O.N.	(Relative ref. Number) Description	F.R.T.
1	810100	PIPE, STEERING HANDLE (3,4) .....	1.6
5	8101D6	WEIGHT B, HANDLE :LEFT .....	0.2
	8101D7	WEIGHT B, HANDLE :RIGHT .....	0.2
	8101D8	WEIGHT B, HANDLE :BOTH (7) .....	0.4
6	4131X1	COVER, HANDLE :UPPER .....	0.4
	.NOTE: Same time for two units		
8	4131B5	COVER, HANDLE :FRONT .....	0.4
9	4131B6	COVER, HANDLE :REAR .....	1.1
	4131U1	COVER, HANDLE :BOTH .....	1.3
10	812102	VISOR, METER .....	0.4
11	8121E6	COVER, SPEEDOMETER .....	0.9

3

Ref. No.	Part No.	Description	Reqd. QTY				Serial No.	Parts catalogue code
			MS C	AFP110 MS E	MCS C	MCS E		
1	53100-K07-940	PIPE COMP., STEERING HANDLE (DISK)	1	1	1	1		
2	53105-KWW-640	WEIGHT A, STEERING HANDLE ...	2	2	2	2		
3	53107-KW7-930	RUBBER, HANDLE WEIGHT .....	4	4	4	4		
4	53108-KR3-770	RING, HANDLE WEIGHT SNAP ....	2	2	2	2		
5	53125-KWW-640	WEIGHT B, STEERING HANDLE ...	2	2	2	2		
6	53203-K07-940ZC	COVER, R. HANDLE TOP						
	*NHB35P*	PEARL JASMINE WHITE	1	1	1	1		
	53203-K07-940ZE	*NHA62M*						
		MAGNETITE SILVER METALLIC	1	1	1	1	----- V	
	53203-K07-940ZD	*NHA69P*						
		PEARL MAGELLANIC BLACK	1	-	1	-	----- 3V	
	53203-K07-940ZA	*YR317M*						
		LUXURIOUS COPPER METALLIC	1	-	1	-	----- V	
	53203-K07-940ZB	*R340C*.....CANDY ROSY RED	1	-	1	-	----- 3V	
			-	1	-	1		
	53203-K07-940ZF	*NHB25M*						
		POSEIDON BLACK METALLIC	-	1	-	1		
	53203-K07-940ZH	*B206M*...VITAL BLUE METALLIC	-	1	-	1		
7	53204-K07-940ZC	COVER, L. HANDLE TOP						
	*NHB35P*	PEARL JASMINE WHITE	1	1	1	1		
	53204-K07-940ZE	*NHA62M*						
		MAGNETITE SILVER METALLIC	1	1	1	1	----- V	
	53204-K07-940ZD	*NHA69P*						
		PEARL MAGELLANIC BLACK	1	-	1	-	----- 3V	
	53204-K07-940ZA	*YR317M*						
		LUXURIOUS COPPER METALLIC	1	-	1	-	----- V	

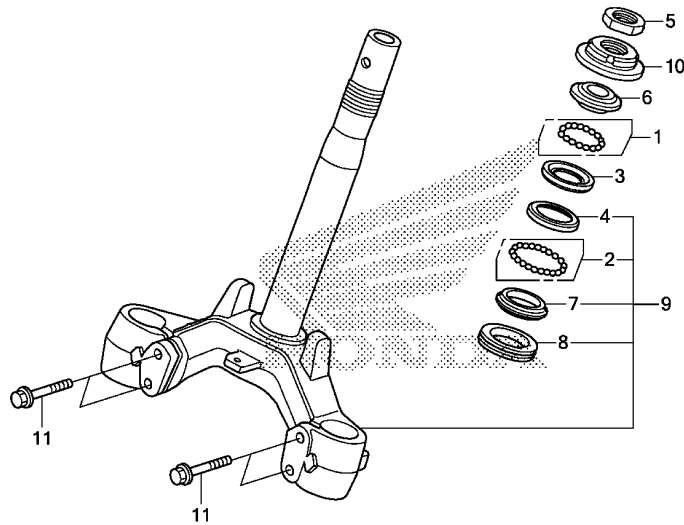
Ref. No.	Part No.	Description	Reqd. QTY				Serial No.	Parts catalogue code
			MS C	AFP110 MS E	MCS C	MCS E		
(7)	53204-K07-940ZB	COVER, L. HANDLE TOP *R340C*.....CANDY ROSY RED	1	-	1	-	----- 3V	
	53204-K07-940ZF	*NHB25M* POSEIDON BLACK METALLIC	-	1	-	1		
	53204-K07-940ZH	*B206M*...VITAL BLUE METALLIC	-	1	-	1		
8	53205-K07-940	COVER, FR. HANDLE .....	1	1	1	1		
9	53206-K07-940	COVER, HANDLE RR. ....	1	1	1	1		
10	53207-K07-940	VISOR, FR. ....	1	1	1	1		
11	53209-K07-940ZA	COVER, SPEEDOMETER *NHB24M* ARTEMIS SILVER METALLIC	1	-	1	-		
	53209-K07-940ZB	*Y208M*...LATTE GOLD METALLIC	-	1	-	1		
	53209-K07-940ZC	*R340C*.....CANDY ROSY RED	-	1	-	1		
	53209-K07-940ZD	*NHB25M* POSEIDON BLACK METALLIC	-	1	-	1		
	53209-K07-940ZF	*NHA62M* MAGNETITE SILVER METALLIC	-	1	-	1		
	53209-K07-940ZG	*B206M*...VITAL BLUE METALLIC	-	1	-	1		
12	61312-149-300	BOOT, HEADLIGHT BRACKET .....	2	2	2	2		
13	86150-GFC-901	EMBLEM, PRODUCT(MARUI) .....	1	1	1	1		
	86150-GFC-902	EMBLEM, PRODUCT(UEHARA) .....	1	1	1	1		
	86150-KYS-940	EMBLEM, PRODUCT .....	1	1	1	1		
14	90102-KWW-640	BOLT, FLANGE, 10X48 .....	1	1	1	1		
15	90103-KPH-720	BOLT, FR. HANDLE COVER .....	1	1	1	1		
16	90115-KW7-900	SCREW, VISOR SPECIAL SETTING	2	2	2	2		
17	90191-KWB-600	SCREW, OVAL, 6X45 .....	2	2	2	2		
18	90302-KWW-A00	NUT, SPRING, 4MM .....	10	10	10	10		
19	90304-KGH-901	NUT, U, 10MM .....	1	1	1	1		
20	90501-KPH-880	COLLAR A, HANDLE SETTING ....	1	1	1	1		
21	90505-KPH-880	COLLAR B, HANDLE SETTING ....	1	1	1	1		
22	90677-KAN-T00	NUT, CLIP, 5MM .....	2	2	2	2		
23	91509-GE2-760	SCREW, PAN, 5X11.5 .....	1	1	1	1		
24	93903-24310	SCREW, TAPPING, 4X12 .....	2	2	2	2		
25	93903-24410	SCREW, TAPPING, 4X16 .....	2	2	2	2		
26	93903-24480	SCREW, TAPPING, 4X16 .....	8	8	8	8		
27	93903-34310	SCREW, TAPPING, 4X12 .....	7	7	7	7		



F-9

STEERING STEM

G 7



FR.

K07VF0900

Ref. No.	L.O.N.	(Relative ref. Number) Description	F.R.T.
3		(1)	
3	5101A0	RACE, STEERING BALL :UPPER ...	1.9
4	5101A1	RACE, STEERING BALL :LOWER ...	1.9
	5101C9	RACE, STEERING BALL :BOTH ....	1.9
6	5101A9	RACE, STEERING TOP CONE .....	1.3
7		(2,8)	
	5101B0	RACE, STEERING BOTTOM CONE ...	2.0
9	510100	STEM OR SHAFT ASSY., STEERING	1.9
10	5101B2	THREAD, STEERING HEAD TOP ....	1.3

3

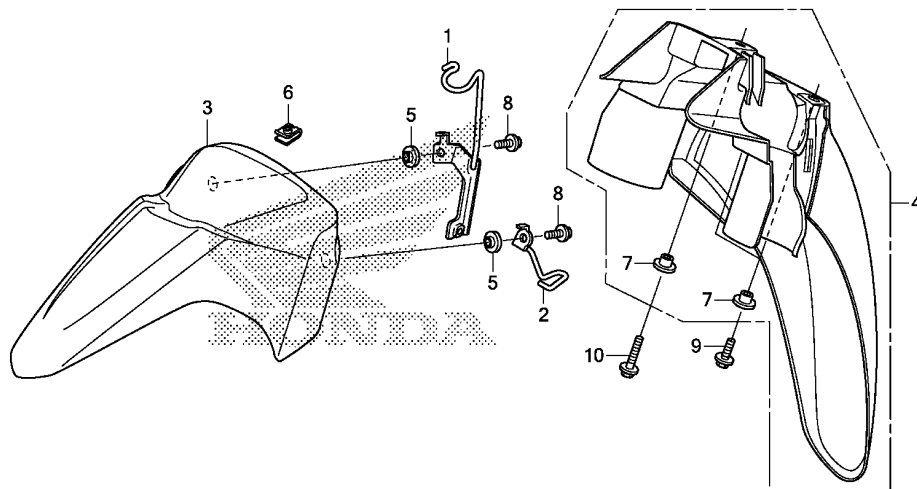
Ref. No.	Part No.	Description	Reqd. QTY				Serial No.	Parts catalogue code
			MS C	AFP110 MS E	MCS C	MCS E		
1	06530-GBG-B20	BALL SET, STEEL, #6X23 .....	1	1	1	1		
2	06531-GBG-B20	BALL SET, STEEL, #6X29 .....	1	1	1	1		
3	50301-GN5-901	RACE, STEERING TOP BALL .....	1	1	1	1		
4	50302-GN5-900	RACE, STEERING BOTTOM BALL ..	1	1	1	1		
5	50306-GN5-900	NUT, STEERING STEM LOCK .....	1	1	1	1		
6	53211-GN5-900	RACE, STEERING TOP CONE .....	1	1	1	1		
7	53212-GN5-900	RACE, STEERING BOTTOM CONE ..	1	1	1	1		
8	53214-GN5-900	DUST SEAL, STEERING HEAD .....	1	1	1	1		
9	53219-KWW-640	STEM SUB ASSY., STEERING .....	1	1	1	1		
10	53220-GN5-850	THREAD COMP., STEERING HEAD						
		TOP	1	1	1	1		
11	95801-10045-00	BOLT, FLANGE, 10X45 .....	4	4	4	4		



**F-10**

**FRONT FENDER**

**G 8**



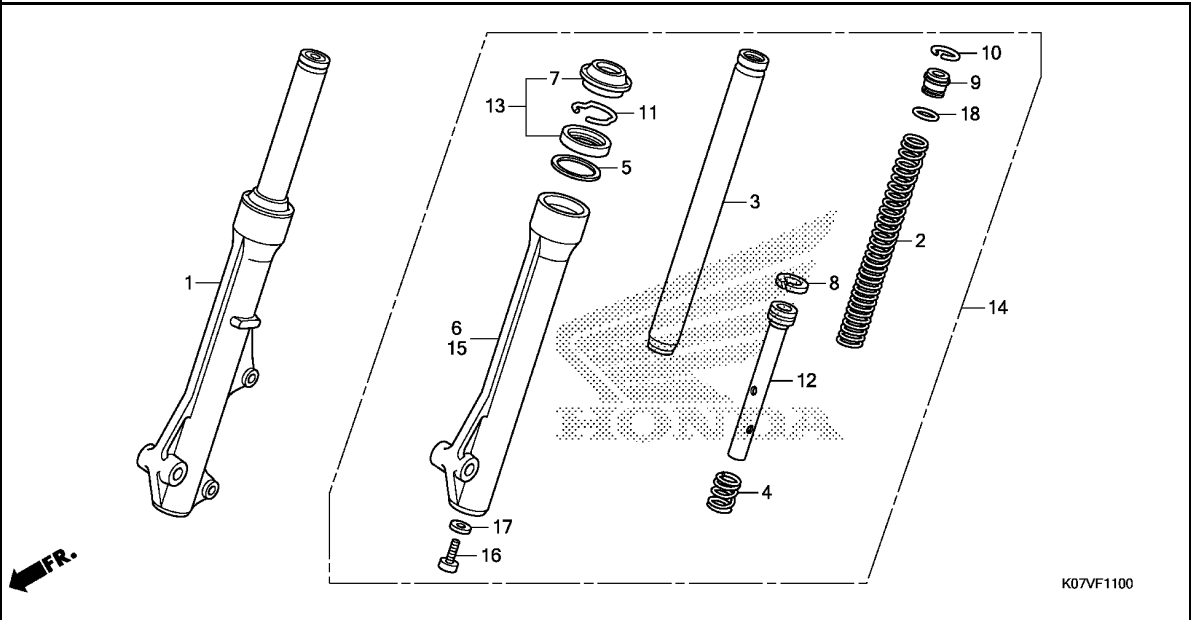
K07VF1000

**FR.**

Ref. No.	L.O.N.	(Relative ref. Number) Description	F.R.T.
3	413103	FENDER A, FRONT .....	0.3
4	413104	FENDER B, FRONT .....	0.5

Ref. No.	Part No.	Description	Reqd. QTY				Serial No.	Parts catalogue code
			MS C	AFP110 MS E	MCS C	MCS E		
1	45156-KWW-A00	CLAMPER, BRAKE HOSE .....	1	1	1	1		
2	45465-KWW-640	GUIDE COMP., BRAKE CABLE ....	1	1	1	1		
3	61100-K07-900ZH	FENDER A, FR. *NHA62M*						
	61100-K07-900ZG	MAGNETITE SILVER METALLIC *NHA69P*	1	1	1	1	-----	V
	61100-K07-900ZE	PEARL MAGELLANIC BLACK *YR317M*	1	-	1	-	-----	3V
	61100-K07-900ZF	LUXURIOUS COPPER METALLIC *NHB35P*..PEARL JASMINE WHITE	1	-	1	-	-----	V
	61100-K07-900ZL	*NHB25M*						
	61100-K07-900ZM	POSEIDON BLACK METALLIC *B206M*...VITAL BLUE METALLIC	-	1	-	1		
4	61200-KWW-640ZB	FENDER B, FR. *NH1*.....BLACK	1	1	1	1		
5	81312-KPH-900	COLLAR, FR. FENDER .....	2	2	2	2		
6	90305-KWW-640	NUT, CLIP, 6MM .....	1	1	1	1		
7	90503-KBP-900	COLLAR, MAIN SIDE COVER .....	3	3	3	3		
8	96001-06012-00	BOLT, FLANGE, 6X12 .....	2	2	2	2		
9	96001-06014-00	BOLT, FLANGE, 6X14 .....	2	2	2	2		
10	96001-06025-00	BOLT, FLANGE, 6X25 .....	1	1	1	1		

**3**



Ref. No.	L.O.N.	(Relative ref. Number) Description	F.R.T.
1	5111C3	FORK ASSY., FRONT :RIGHT .....	0.5
2	5111C5	SPRING, FRONT FORK :LEFT .....	0.7
	5111C6	SPRING, FRONT FORK :RIGHT .....	0.7
	5111C7	SPRING, FRONT FORK :BOTH .....	1.0
3		(4,8,12)	
	5111G2	PIPE, FRONT FORK :LEFT .....	0.8
	5111G3	PIPE, FRONT FORK :RIGHT .....	0.8
	5111G4	PIPE, FRONT FORK :BOTH .....	1.3
6	5111D2	CASE, BOTTOM :RIGHT .....	0.9
13	5111E7	SEAL SET, FRONT FORK :LEFT ...	0.9
	5111E8	SEAL SET, FRONT FORK :RIGHT ...	0.9
	5111E9	SEAL SET, FRONT FORK :BOTH ...	1.5
14	5111C2	FORK ASSY., FRONT :LEFT .....	0.5
	5111C4	FORK ASSY., FRONT :BOTH .....	0.7
15	5111D1	CASE, BOTTOM :LEFT .....	0.9
	5111D3	CASE, BOTTOM :BOTH .....	1.5

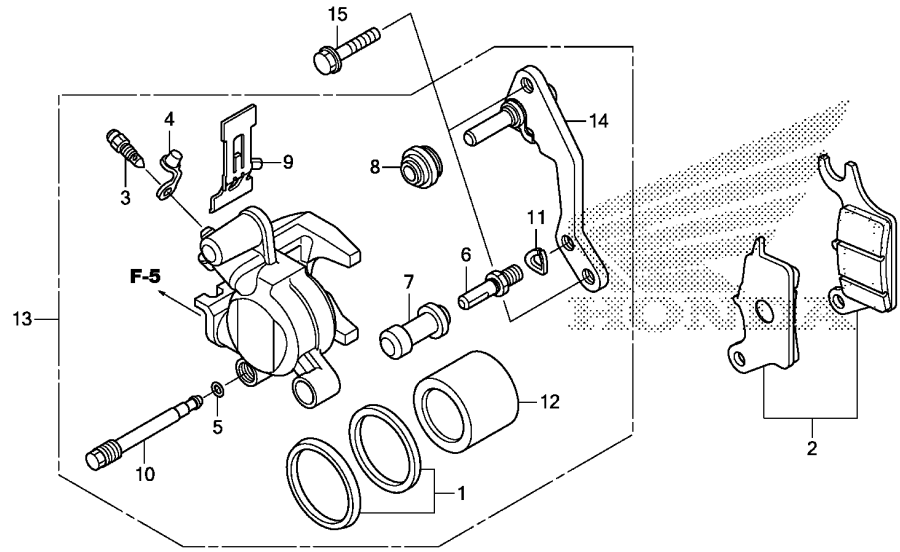
K07VF1100

Ref. No.	Part No.	Description	Reqd. QTY				Serial No.	Parts catalogue code
			MS C	AFP110 MS E	MCS C	MCS E		
1	51400-KWW-A81	FORK ASSY., R. FR.(SHOWA) ...	1	1	1	1		
2	51401-KWW-641	SPRING, FR. FORK(SHOWA) .....	2	2	2	2		
3	51410-KWW-641	PIPE COMP., FR. FORK(SHOWA) -	2	2	2	2		
4	51412-GN5-901	SPRING, REBOUND(SHOWA) .....	2	2	2	2		
5	51412-KWB-601	RING, BACK UP .....	2	2	2	2		
6	51420-KWW-A81	CASE COMP., R. FR. BOTTOM (SHOWA)	1	1	1	1		
7	51425-GN5-901	SEAL, DUST(SHOWA) .....	2	2	2	2		
8	51437-KWB-601	RING, PISTON .....	2	2	2	2		
9	51454-KEV-881	SEAT B, SPRING .....	2	2	2	2		
10	51456-KPH-901	RING, STOPPER .....	2	2	2	2		
11	51466-065-901	RING, OIL SEAL STOPPER(SHOWA)	2	2	2	2		
12	51470-KWW-A01	PIPE, SEAT .....	2	2	2	2		
13	51490-KGH-901	SEAL SET, FR. FORK(SHOWA) ...	2	2	2	2		
14	51500-KWW-A81	FORK ASSY., L. FR.(SHOWA) ...	1	1	1	1		
15	51520-KWW-A81	CASE COMP., L. FR. BOTTOM (SHOWA)	1	1	1	1		
16	90116-KV3-701	BOLT, SOCKET, 8MM(SHOWA) .....	2	2	2	2		
17	90544-283-000	WASHER, SPECIAL, 8MM(SHOWA) -	2	2	2	2		
18	91356-GMO-003	O-RING, 15.8X2.4(SHOWA) .....	2	2	2	2		

# F-12

# FRONT BRAKE CALIPER

**G10**



Ref. No.	L.O.N.	(Relative ref. Number) Description	F.R.T.
2	711115	SHOE(PAD) SET, BRAKE :FRONT .. (1)	0.1
12	7111D1	PISTON, FRONT BRAKE CALIPER .. .INCLUDES: Bleed brakes	0.7
13	711130	CALIPER, FRONT BRAKE ..... .INCLUDES: Bleed brakes	0.6
14	7111G0	BRACKET, FRONT CALIPER .....	0.2

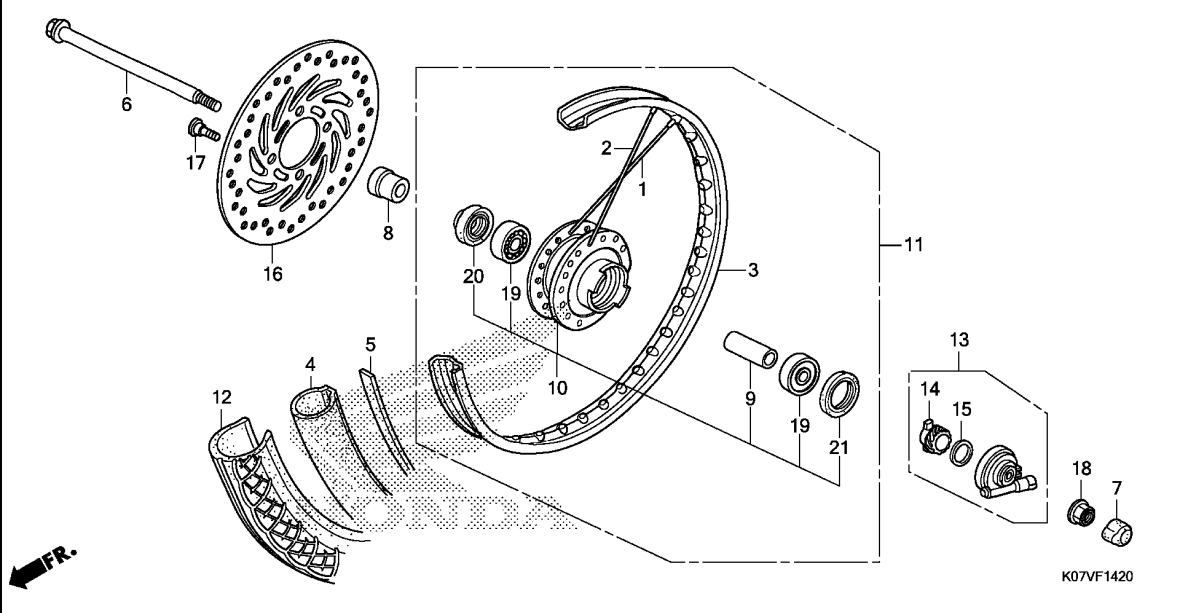
Ref. No.	Part No.	Description	Reqd. QTY				Serial No.	Parts catalogue code
			MS C	MS E	MCS C	MCS E		
1	06451-961-405	SEAL SET, PISTON .....	1	1	1	1		
2	06455-KWB-601	PAD SET, FR. ....	1	1	1	1		
3	43352-568-003	SCREW, BLEEDER(NISSIN) .....	1	1	1	1		
4	43353-461-771	CAP, BLEEDER .....	1	1	1	1		
5	45111-MAJ-G41	RING, STOPPER .....	1	1	1	1		
6	45131-GZ0-006	BOLT, PIN .....	1	1	1	1		
7	45132-166-016	BOOT, PIN BUSH(NISSIN) .....	1	1	1	1		
8	45133-MA3-006	BOOT B .....	1	1	1	1		
9	45208-KWB-601	SPRING, PAD .....	1	1	1	1		
10	45215-KPH-951	PIN, HANGER .....	1	1	1	1		
11	45216-166-006	WASHER, WAVE .....	1	1	1	1		
12	45218-KWB-601	PISTON .....	1	1	1	1		
13	45250-KWB-921	CALIPER SUB ASSY., R. FR. (NISSIN)	1	1	1	1		
14	45290-KWB-601	BRACKET SUB ASSY., FR. ....	1	1	1	1		
15	90131-KGH-900	BOLT, FLANGE, 8X25 .....	2	2	2	2		

**3**

F-14-20

FRONT WHEEL(AFP110MS)

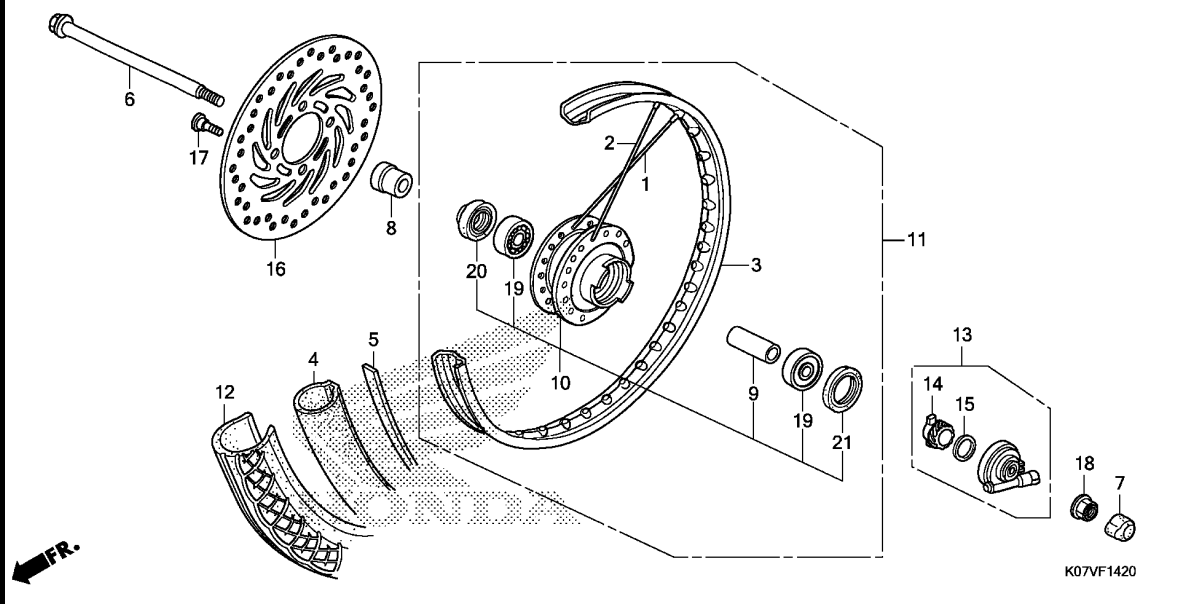
G11



Ref. No.	L.O.N.	(Relative ref. Number) Description	F.R.T.
3	710109	RIM, WHEEL :FRONT (5)	2.2
4	710140	TUBE, FRONT TIRE(ONE) (20,21)	0.7
6	710151	AXLE, FRONT WHEEL (1,2)	0.2
10	710103	HUB, FRONT WHEEL	2.3
11	7101D4	FRONT WHEEL (5)	0.8
12	710139	FRONT TIRE(ONE)	0.7
13	710145	GEARBOX ASSY., SPEEDOMETER	0.2
16	711120	DISC, FRONT BRAKE	0.3
19	710115	BEARING, FRONT WHEEL(ONE)	0.4
	710115G	.Replace 1 bearing add	0.1

Ref. No.	Part No.	Description	Reqd. QTY				Serial No.	Parts catalogue code
			MS C	AFP110 MS E	MCS C	MCS E		
1	06440-KWW-B30	SPOKE SET A, 11X183.5 (INSIDE)	18	18	-	-		
2	06441-KWW-B30	SPOKE SET A, 11X183.5 (OUTSIDE)	18	18	-	-		
3	42701-KW7-901	RIM, WHEEL(1.40X17)	1	1	-	-		
4	42712-041-154	TUBE, TIRE(IRC)(2.25/2.50-17)	1	1	-	-		
	44712-KWW-B22	TUBE, TIRE(VEE)(70/90-17)	1	1	-	-		
	44712-KWW-E01	TUBE, TIRE(CHENG SHIN)(70/90-17)	1	1	-	-		
5	42713-001-000	FLAP, TIRE(IRC)(17X1.20)	1	1	-	-		
	42713-KWW-E01	FLAP, TIRE(CHENG SHIN)(17)	1	1	-	-		
	44713-KWW-B22	FLAP, TIRE(VEE)(17X1.40)	1	1	-	-		
6	44301-KWW-640	AXLE, FR. WHEEL	1	1	-	-		
7	44302-383-610	CAP, AXLE NUT	1	1	-	-		
8	44311-KPH-900	COLLAR, FR. WHEEL SIDE	1	1	-	-		
9	44620-KPH-950	COLLAR, FR. AXLE DISTANCE	1	1	-	-		
10	44635-KWW-E00ZA	HUB SUB ASSY., FR. WHEEL *NH364M*SHEEN SILVER METALLIC	1	1	-	-		
11	44650-KWW-E00ZA	WHEEL SUB ASSY., FR. *NH364M*SHEEN SILVER METALLIC	1	1	-	-		
12	44711-KWW-B21	TIRE, FR.(IRC)(70/90-17 M/C 38P)	1	1	-	-		
	44711-KWW-B22	TIRE, FR.(VEE)(70/90-17 M/C 38P)	1	1	-	-		
	44711-KWW-E01	TIRE, FR.(CHENG SHIN)(70/90-17 M/C 38P)	1	1	-	-		
13	44800-KWW-650	BOX ASSY., SPEEDOMETER GEAR	1	1	-	-		

3

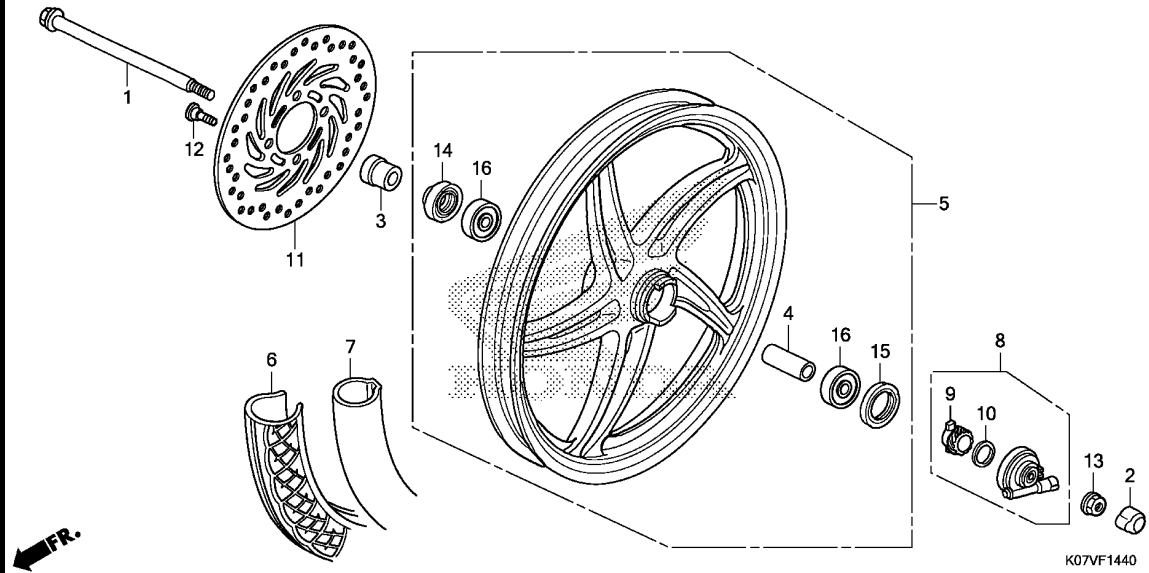


Ref. No.	Part No.	Description	Reqd. QTY				Serial No.	Parts catalogue code
			MS C	AFP110 MS E	MCS C	MCS E		
14	44806-KWB-600	GEAR, SPEEDOMETER(19T) .....	1	1	-	-		
15	45001-KWW-640	WASHER, SPEEDOMETER GEAR .....	1	1	-	-		
16	45251-KWB-601	DISK, FR. BRAKE(NHK) .....	1	1	-	-		
	45251-KWB-602	DISK, FR. BRAKE(SUNSTAR) .....	1	1	-	-		
	45251-KWB-921	DISK, FR. BRAKE(YUTAKA) .....	1	1	-	-		
	45251-KWW-B11	DISK, FR. BRAKE(NISSIN) .....	1	1	-	-		
17	90105-KGH-900	BOLT, BRAKE DISK, 8X24 .....	4	4	-	-		
18	90306-KGH-901	NUT, U, 12MM(FUJI SEIMITSU) .....	1	1	-	-		
19	91052-KVB-S51	BEARING, RADIAL BALL, 6201U						
		(NSK)	2	2	-	-		
	91052-KWB-601	BEARING, RADIAL BALL, 6201U						
		(NTN)	2	2	-	-		
	91052-KWW-641	BEARING, RADIAL BALL, 6201U						
		(SCHAEFFLER)	2	2	-	-		
20	91251-KPH-901	DUST SEAL, 21X37X7(ARAI) .....	1	1	-	-		
21	91251-KWB-601	DUST SEAL, 42X54X7(ARAI) .....	1	1	-	-		

**F-14-40**

**FRONT WHEEL(AFP110MCS)**

**G13**



Ref. No.	L.O.N.	(Relative ref. Number) Description	F.R.T.
1		(14,15)	
710151		AXLE, FRONT WHEEL .....	0.2
7101D4		FRONT WHEEL .....	0.8
710139		FRONT TIRE(ONE) .....	0.7
710140		TUBE, FRONT TIRE(ONE) .....	0.7
710145		GEARBOX ASSY., SPEEDOMETER ...	0.2
711120		DISC, FRONT BRAKE .....	0.3
710115		BEARING, FRONT WHEEL(ONE) ....	0.4
710115G		.Replace 1 bearing add .....	0.1

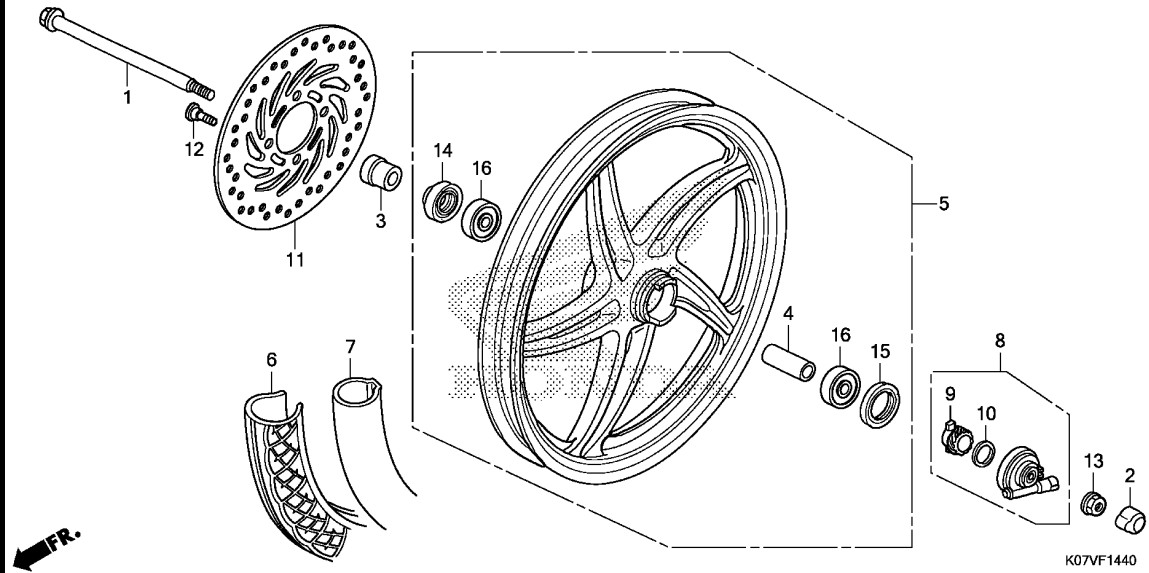
Ref. No.	Part No.	Description	Reqd. QTY				Serial No.	Parts catalogue code
			MS C	AFP110 MS E	MCS C	MCS E		
1	44301-KWW-640	AXLE, FR. WHEEL .....	-	-	1	1		
2	44302-383-610	CAP, AXLE NUT .....	-	-	1	1		
3	44311-KPH-900	COLLAR, FR. WHEEL SIDE .....	-	-	1	1		
4	44620-KPH-950	COLLAR, FR. AXLE DISTANCE ...	-	-	1	1		
5	44650-KWW-E11ZA	WHEEL SUB ASSY., FR. *NH303M*	-	-	1	1		
		MAT AXIS GRAY METALLIC	-	-	1	1		
6	44711-KWW-B21	TIRE, FR.(IRC) (70/90-17 M/C 38P)	-	-	1	1		
	44711-KWW-B22	TIRE, FR.(VEE) (70/90-17 M/C 38P)	-	-	1	1		
	44711-KWW-E01	TIRE, FR.(CHENG SHIN) (70/90-17 M/C 38P)	-	-	1	1		
7	42712-041-154	TUBE, TIRE(IRC)(2.25/2.50-17)	-	-	1	1		
	44712-KWW-B22	TUBE, TIRE(VEE)(70/90-17) ...	-	-	1	1		
	44712-KWW-E01	TUBE, TIRE(CHENG SHIN) (70/90-17)	-	-	1	1		
8	44800-KWW-650	BOX ASSY., SPEEDOMETER GEAR	-	-	1	1		
9	44806-KWB-600	GEAR, SPEEDOMETER(19T) .....	-	-	1	1		
10	45001-KWW-640	WASHER, SPEEDOMETER GEAR ....	-	-	1	1		
11	45251-KWB-601	DISK, FR. BRAKE(NHK) .....	-	-	1	1		
	45251-KWB-602	DISK, FR. BRAKE(SUNSTAR) ....	-	-	1	1		
	45251-KWB-921	DISK, FR. BRAKE(YUTAKA) .....	-	-	1	1		
	45251-KWW-B11	DISK, FR. BRAKE(NISSIN) .....	-	-	1	1		
12	90105-KGH-900	BOLT, BRAKE DISK, 8X24 .....	-	-	4	4		
13	90306-KGH-901	NUT, U, 12MM(FUJI SEIMITSU) .	-	-	1	1		
14	91251-KPH-901	DUST SEAL, 21X37X7(ARAI) ....	-	-	1	1		

**3**

F-14-40

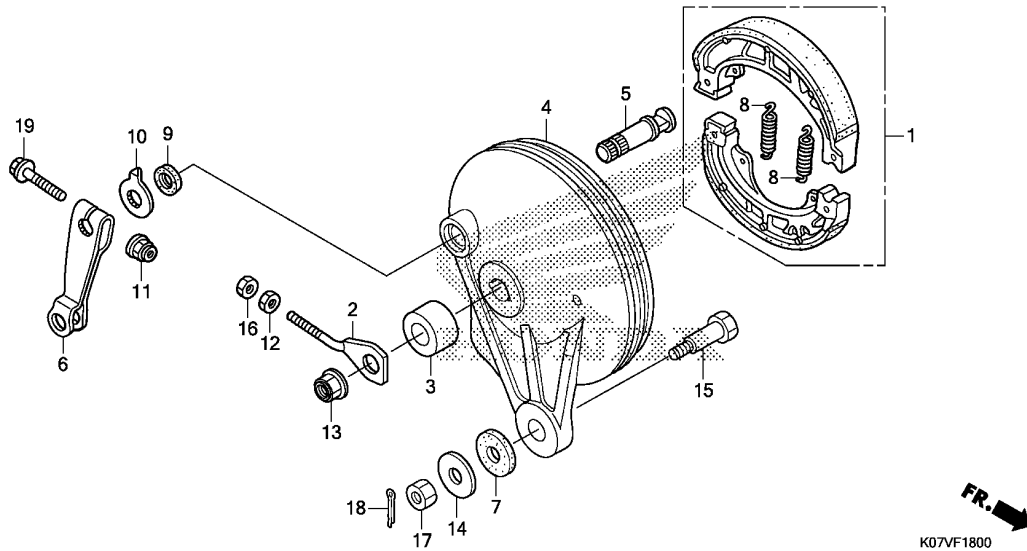
FRONT WHEEL(AFP110MCS)

G14



Ref. No.	Part No.	Description	Reqd. QTY				Serial No.	Parts catalogue code
			MS C	AFP110 MS E	MCS C	MCS E		
15	91251-KWB-601	DUST SEAL, 42X54X7(ARAI) . . . .	-	-	1	1		
16	96150-62010-10	BEARING, RADIAL BALL, 6201UU	-	-	2	2		

3



Ref. No.	L.O.N.	(Relative ref. Number) Description	F.R.T.
1	711140	SHOE(PAD) SET, BRAKE :REAR ... (5)	0.4
4	7111A9	PANEL, REAR BRAKE .....	0.5
6	7111C4	ARM, BRAKE :REAR .....	0.1

3

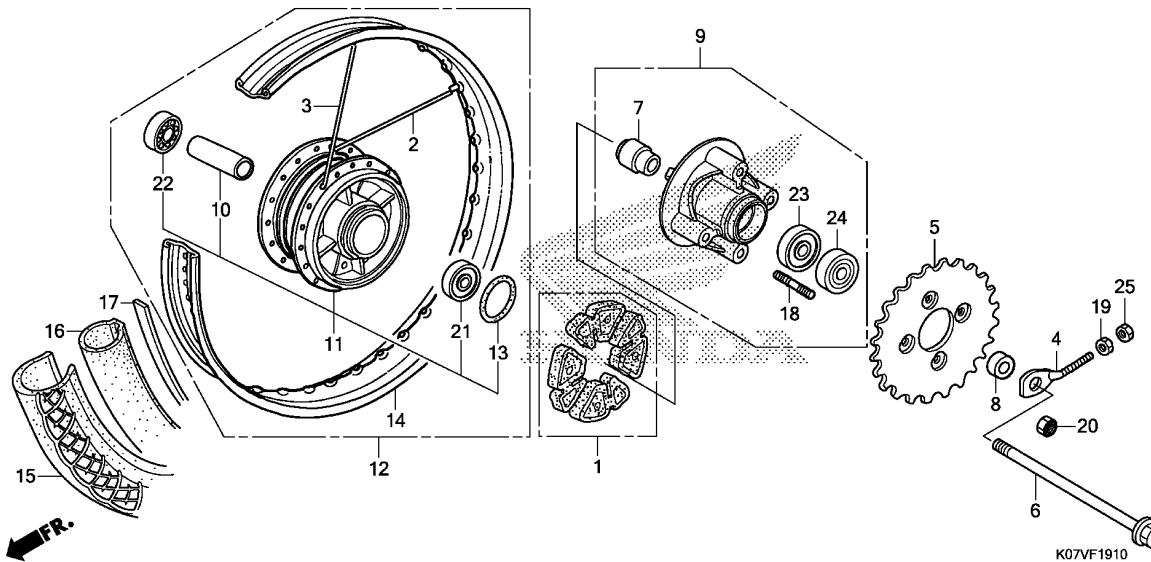
Ref. No.	Part No.	Description	Reqd. QTY				Serial No.	Parts catalogue code
			MS C	AFP110 MS E	MCS C	MCS E		
1	06430-KPH-900	SHOE SET, BRAKE(NISSIN) .....	1	1	1	1		
	06430-KVR-600	SHOE SET, BRAKE(ASK) .....	1	1	1	1		
2	40543-KWB-600	ADJUSTER, R. CHAIN .....	1	1	1	1		
3	42313-GBG-B20	COLLAR, RR. BRAKE PANEL SIDE	1	1	1	1		
4	43100-KWW-640ZB	PANEL COMP., RR. BRAKE	1	1	-	-		
		*NH364M*SHEEN SILVER METALLIC						
	43100-KWW-640ZD	*NH303M*						
		MAT AXIS GRAY METALLIC	-	-	1	1		
5	43141-KTM-850	CAM, RR. BRAKE .....	1	1	1	1		
6	43410-KWB-600	ARM, RR. BRAKE .....	1	1	1	1		
7	43434-ME1-670	RUBBER, STOPPER ARM .....	1	1	1	1		
8	45133-028-000	SPRING, BRAKE SHOE .....	2	2	2	2		
9	45134-250-000	DUST SEAL, BRAKE CAM .....	1	1	1	1		
10	45145-KFM-900	INDICATOR, FR. BRAKE .....	1	1	1	1		
11	90301-KGH-901	NUT, U, 6MM(FUJI SEIMITSU) ..	1	1	1	1		
12	90302-KBP-900	NUT, SPECIAL, 6MM .....	1	1	1	1		
13	90306-KGH-901	NUT, U, 12MM(FUJI SEIMITSU) ..	1	1	1	1		
14	90505-425-000	WASHER, 8MM .....	1	1	1	1		
15	92811-10000	BOLT A, BRAKE STOPPER .....	1	1	1	1		
16	94001-06000-0S	NUT, HEX., 6MM .....	1	1	1	1		
17	94001-08000-0S	NUT, HEX., 8MM .....	1	1	1	1		
18	94201-20150	PIN, SPLIT, 2.0X15 .....	1	1	1	1		
19	95701-06035-00	BOLT, FLANGE, 6X35 .....	1	1	1	1		



# F-19-10

# REAR WHEEL(AFP110MS)

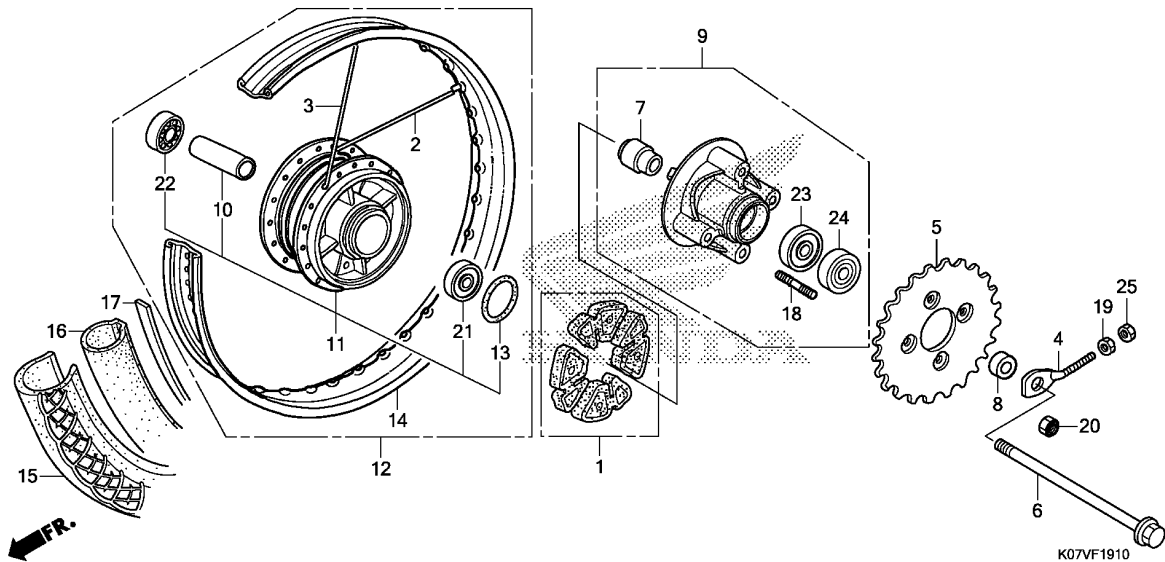
**G16**



Ref. No.	L.O.N.	(Relative ref. Number) Description	F.R.T.
1		(13)	
710157		DAMPER, REAR WHEEL .....	0.3
5	7101A0	SPROCKET, FINAL DRIVEN .....	0.4
6		(24)	
710160		AXLE, REAR WHEEL .....	0.3
9	7101A5	FLANGE ASSY., FINAL DRIVEN ...	0.4
11		(2,3)	
710121		HUB, REAR WHEEL .....	2.4
12	710118	REAR WHEEL .....	0.8
14	710127	RIM, WHEEL :REAR .....	2.3
15		(17)	
710142		REAR TIRE(ONE) .....	0.8
16		(17)	
7101A7		TUBE, REAR TIRE(ONE) .....	0.8
21		(22)	
710133		BEARING, REAR WHEEL(ONE) .....	0.5
710133G		.Replace 1 bearing add .....	0.1
23	7101D1	BEARING, FINAL DRIVEN FLANGE ..	0.5

Ref. No.	Part No.	Description	Reqd. QTY				Serial No.	Parts catalogue code
			MS C	AFP110 MS E	MCS C	MCS E		
1	06410-KWB-600	DAMPER SET, WHEEL .....	1	1	-	-		
2	06440-KWW-B20	SPOKE SET(A10X160.0) .....	18	18	-	-		
3	06441-KWW-B20	SPOKE SET(A10X159.5) .....	18	18	-	-		
4	40543-KWB-600	ADJUSTER, R. CHAIN .....	1	1	-	-		
5	41201-KWW-B20	SPROCKET, FINAL DRIVEN(37T) ..	1	1	-	-		
6	42301-KWW-640	AXLE, RR. WHEEL .....	1	1	-	-		
7	42303-KWW-B60	SLEEVE, RR. WHEEL .....	1	1	-	-		
8	42304-KFM-900	COLLAR, RR. WHEEL SIDE .....	1	1	-	-		
9	42615-KWW-E00	FLANGE SUB ASSY., FINAL DRIVEN	1	1	-	-		
10	42620-KFL-850	COLLAR, RR. AXLE DISTANCE ...	1	1	-	-		
11	42635-KWW-E00ZA	HUB SUB ASSY., RR. WHEEL *NH364M*SHEEN SILVER METALLIC	1	1	-	-		
12	42650-KWW-E00ZA	WHEEL SUB ASSY., RR. *NH364M*SHEEN SILVER METALLIC	1	1	-	-		
13	42653-001-004	O-RING, 40.5X3 (NIPPON DUST KEEPER)	1	1	-	-		
14	42701-KFL-890	RIM, RR. WHEEL .....	1	1	-	-		
15	42711-KTM-972	TIRE, RR.(IRC) (80/90-17 M/C 50P)	1	1	-	-		
	42711-KWW-B22	TIRE, RR.(VEE) (80/90-17 M/C 44P)	1	1	-	-		
	42711-KWW-E01	TIRE, RR.(CHENG SHIN) (80/90-17 M/C 50P)	1	1	-	-		

**3**

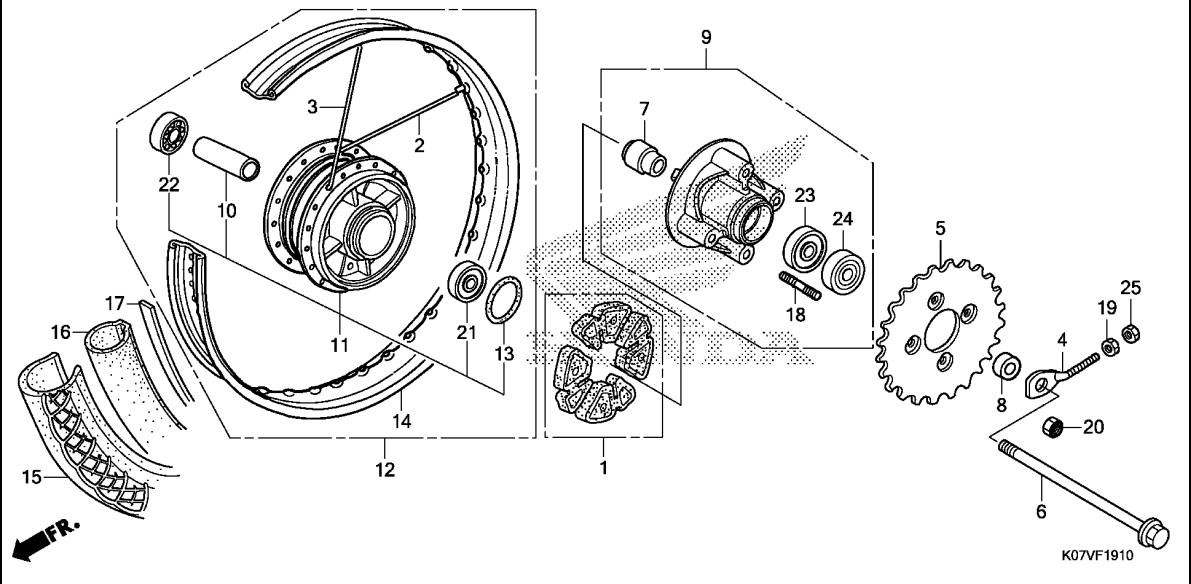


Ref. No.	Part No.	Description	Reqd. QTY				Serial No.	Parts catalogue code
			MS C	AFP110 MS E	MCS C	MCS E		
16	42712-KTM-972	TUBE, TIRE(IRC)(80/90-17M/C)	1	1	-	-		
	42712-KWW-B22	TUBE, TIRE(VEE)(80/90-17) ...	1	1	-	-		
	42712-KWW-E01	TUBE, TIRE(CHENG SHIN) (80/90-17)	1	1	-	-		
17	42713-102-005	FLAP, TIRE(IRC) .....	1	1	-	-		
	42713-KWW-B22	FLAP, TIRE(VEE)(17X1.60) .....	1	1	-	-		
	42713-KWW-E01	FLAP, TIRE(CHENG SHIN)(17) ..	1	1	-	-		
18	90128-KWB-600	BOLT, STUD, 8X18 .....	4	4	-	-		
19	90302-KBP-900	NUT, SPECIAL, 6MM .....	1	1	-	-		
20	90309-KPH-971	NUT, U, 8MM(FUJI SEIMITSU) ..	4	4	-	-		
21	91052-KVB-S51	BEARING, RADIAL BALL, 6201U (NSK)	1	1	-	-		
	91052-KWB-601	BEARING, RADIAL BALL, 6201U (NTN)	1	1	-	-		
	91052-KWW-641	BEARING, RADIAL BALL, 6201U (SCHAEFFLER)	1	1	-	-		
22	96140-62010-10	BEARING, RADIAL BALL, 6201U	1	1	-	-		
	91053-KWB-601	BEARING, RADIAL BALL, 6301U (NTN)	1	1	-	-		
	91053-KWW-641	BEARING, RADIAL BALL, 6301U (NSK)	1	1	-	-		
	91053-KWW-642	BEARING, RADIAL BALL, 6301U	1	1	-	-		
	96140-63010-10	.....	1	1	-	-		
23	91013-KPS-732	BEARING, BALL RADIAL, 6203U (NSK)	1	1	-	-		
	91054-KWB-601	BEARING, RADIAL BALL, 6203U (NTN)	1	1	-	-		

**F-19-10**

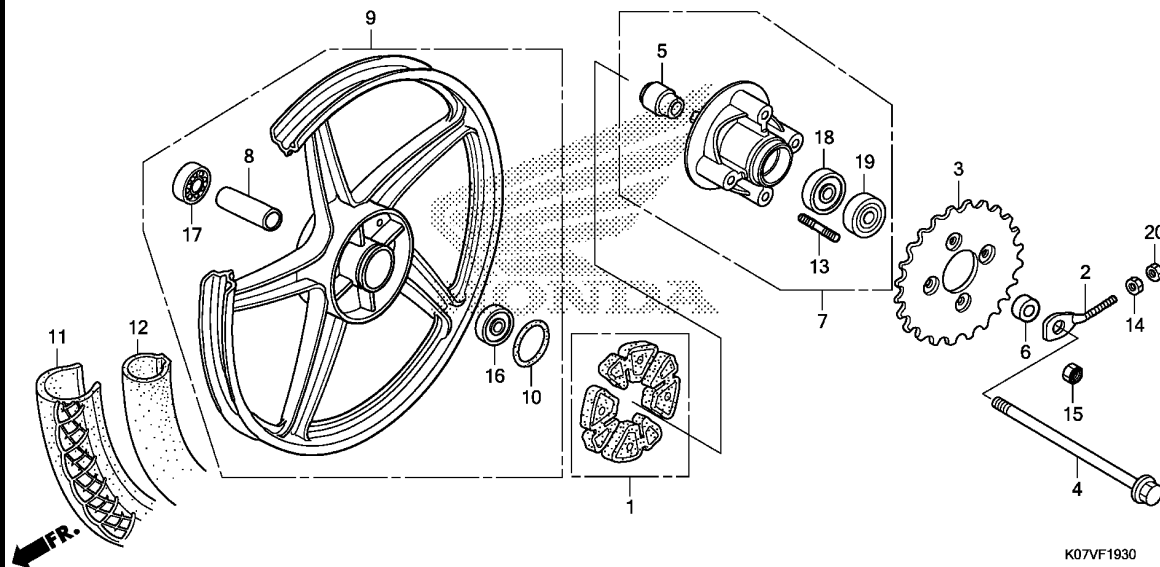
**REAR WHEEL(AFP110MS)**

**H 2**



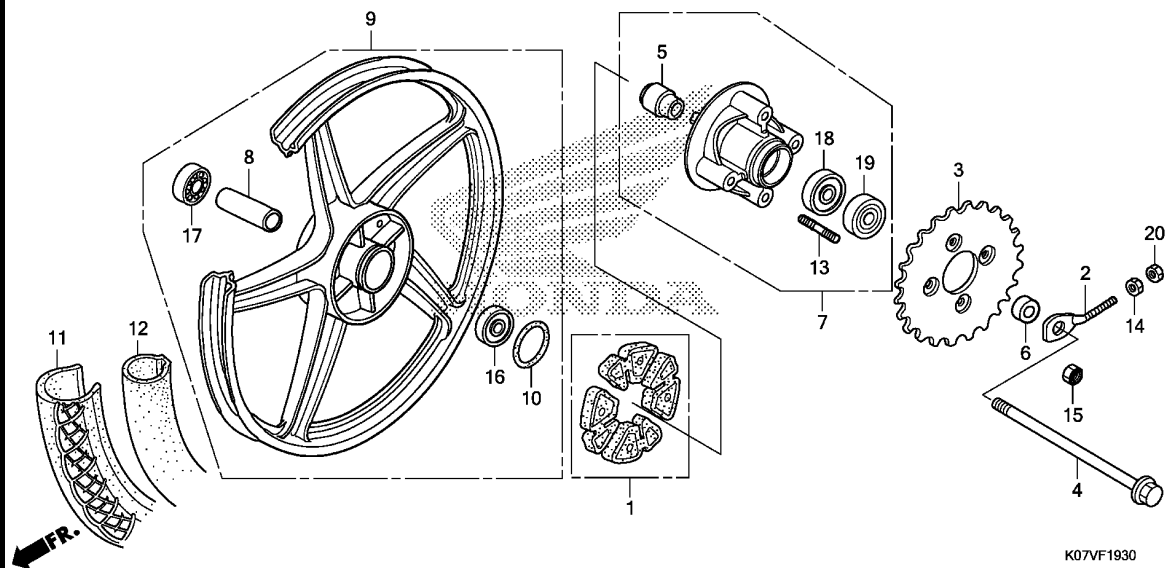
Ref. No.	Part No.	Description	Reqd. QTY				Serial No.	Parts catalogue code
			MS C	AFP110 MS E	MCS C	MCS E		
23)	91054-KWW-642	BEARING, RADIAL BALL, 6203U (FAG)	1	1	-	-		
	96140-62030-10	BEARING, RADIAL BALL, 6203U	1	1	-	-		
24	91251-KGH-901	DUST SEAL, 27X40X4.5(ARAI)	1	1	-	-		
	91251-KGH-902	DUST SEAL, 27X40X4.5(NOK)	1	1	-	-		
25	94001-06000-0S	NUT, HEX., 6MM	1	1	-	-		

**3**



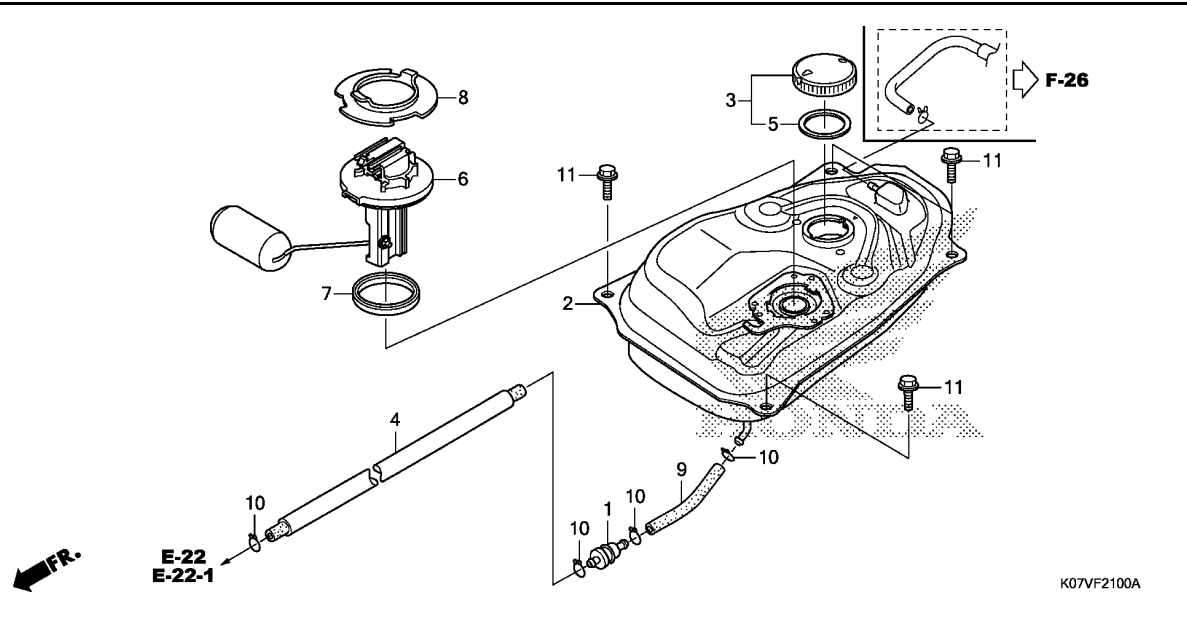
Ref. No.	L.O.N.	(Relative ref. Number) Description	F.R.T.
1		(10)	
710157		DAMPER, REAR WHEEL .....	0.3
3	7101A0	SPROCKET, FINAL DRIVEN .....	0.4
4		(19)	
710160		AXLE, REAR WHEEL .....	0.3
7	7101A5	FLANGE ASSY., FINAL DRIVEN ...	0.4
9	710118	REAR WHEEL .....	0.8
11	710142	REAR TIRE(ONE) .....	0.8
12	7101A7	TUBE, REAR TIRE(ONE) .....	0.8
16		(17)	
710133		BEARING, REAR WHEEL(ONE) .....	0.5
710133G		.Replace 1 bearing add .....	0.1
18	7101D1	BEARING, FINAL DRIVEN FLANGE ..	0.5

Ref. No.	Part No.	Description	Reqd. QTY				Serial No.	Parts catalogue code
			MS C	AFP110 MS E	MCS C	MCS E		
1	06410-KWB-600	DAMPER SET, WHEEL .....	-	-	1	1		
2	40543-KWB-600	ADJUSTER, R. CHAIN .....	-	-	1	1		
3	41201-KWW-B20	SPROCKET, FINAL DRIVEN(37T) ..	-	-	1	1		
4	42301-KWW-640	AXLE, RR. WHEEL .....	-	-	1	1		
5	42303-KWW-B60	SLEEVE, RR. WHEEL .....	-	-	1	1		
6	42304-KFM-900	COLLAR, RR. WHEEL SIDE .....	-	-	1	1		
7	42615-KWW-E00	FLANGE SUB ASSY., FINAL DRIVEN	-	-	1	1		
8	42620-KFL-850	COLLAR, RR. AXLE DISTANCE ...	-	-	1	1		
9	42650-KWW-E11ZA	WHEEL SUB ASSY., RR. *NH303M*	-	-	1	1		
10	42653-001-004	O-RING, 40.5X3 (NIPPON DUST KEEPER)	-	-	1	1		
11	42711-KTM-972	TIRE, RR.(IRC) (80/90-17 M/C 50P)	-	-	1	1		
	42711-KWW-B22	TIRE, RR.(VEE) (80/90-17 M/C 44P)	-	-	1	1		
	42711-KWW-E01	TIRE, RR.(CHENG SHIN) (80/90-17 M/C 50P)	-	-	1	1		
12	42712-KTM-972	TUBE, TIRE(IRC)(80/90-17M/C)	-	-	1	1		
	42712-KWW-B22	TUBE, TIRE(VEE)(80/90-17) ...	-	-	1	1		
	42712-KWW-E01	TUBE, TIRE(CHENG SHIN) (80/90-17)	-	-	1	1		
13	90128-KWB-600	BOLT, STUD, 8X18 .....	-	-	4	4		
14	90302-KBP-900	NUT, SPECIAL, 6MM .....	-	-	1	1		
15	90309-KPH-971	NUT, U, 8MM(FUJI SEIMITSU) ..	-	-	4	4		



K07VF1930

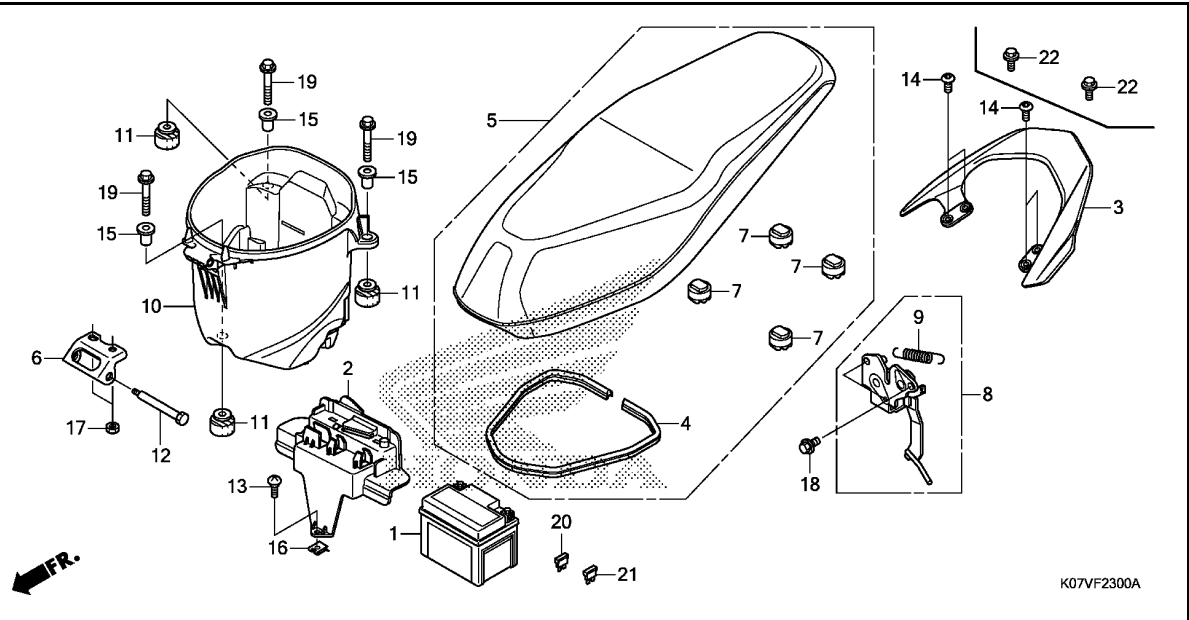
Ref. No.	Part No.	Description	Reqd. QTY				Serial No.	Parts catalogue code
			MS C	AFP110 MS E	MCS C	MCS E		
16	91052-KVB-S51	BEARING, RADIAL BALL, 6201U (NSK)	-	-	1	1		
	91052-KWB-601	BEARING, RADIAL BALL, 6201U (NTN)	-	-	1	1		
	91052-KWW-641	BEARING, RADIAL BALL, 6201U (SCHAEFFLER)	-	-	1	1		
17	91053-KWB-601	BEARING, RADIAL BALL, 6301U (NTN)	-	-	1	1		
	91053-KWW-641	BEARING, RADIAL BALL, 6301U (NSK)	-	-	1	1		
	91053-KWW-642	BEARING, RADIAL BALL, 6301U	-	-	1	1		
	96140-63010-10	.....	-	-	1	1		
18	91013-KPS-732	BEARING, BALL RADIAL, 6203U (NSK)	-	-	1	1		
	91054-KWB-601	BEARING, RADIAL BALL, 6203U (NTN)	-	-	1	1		
	91054-KWW-642	BEARING, RADIAL BALL, 6203U (FAG)	-	-	1	1		
	96140-62030-10	BEARING, RADIAL BALL, 6203U	-	-	1	1		
19	91251-KGH-901	DUST SEAL, 27X40X4.5(ARAI)	-	-	1	1		
	91251-KGH-902	DUST SEAL, 27X40X4.5(NOK)	-	-	1	1		
20	94001-06000-0S	NUT, HEX., 6MM	-	-	1	1		



Ref. No.	L.O.N.	(Relative ref. Number) Description	F.R.T.
1	310160	STRAINER, FUEL .....	0.3
2	310100	TANK, FUEL .....	0.5
4	3101B5	TUBE, FUEL .....	0.4
6		(7)	
6	617105	FUEL TANK SENDING UNIT .....	0.2



Ref. No.	Part No.	Description	Reqd. QTY				Serial No.	Parts catalogue code
			MS C	MS E	MCS C	MCS E		
1	16910-KFM-902	STRAINER COMP., FUEL .....	1	1	1	1		
2	17510-KWW-A80	TANK COMP., FUEL .....	1	-	1	-		
	17510-K03-V40	.....	-	1	-	1		
3	17620-KVV-900	CAP COMP., FUEL FILLER .....	1	-	1	-		
	17620-K01-901	.....	-	1	-	1		
4	17630-KWW-A80	TUBE, FUEL, 5.3X610 .....	1	1	1	1		
5	17631-KEV-900	PACKING, FUEL FILLER CAP .....	1	-	1	-		
	17632-383-831	.....	-	1	-	1		
6	37800-KWW-A81	FUEL UNIT .....	1	1	1	1		
7	37801-GA7-700	PACKING, BASE .....	1	1	1	1		
8	37802-KTL-740	RETAINER, FUEL UNIT .....	1	1	1	1		
9	95001-55040-40	TUBE, FUEL, 5.3X40 (95001-55001-60M)	1	1	1	1		
10	95002-02100	CLIP, TUBE(B10) .....	4	4	4	4		
11	95701-06012-00	BOLT, FLANGE, 6X12 .....	4	4	4	4		



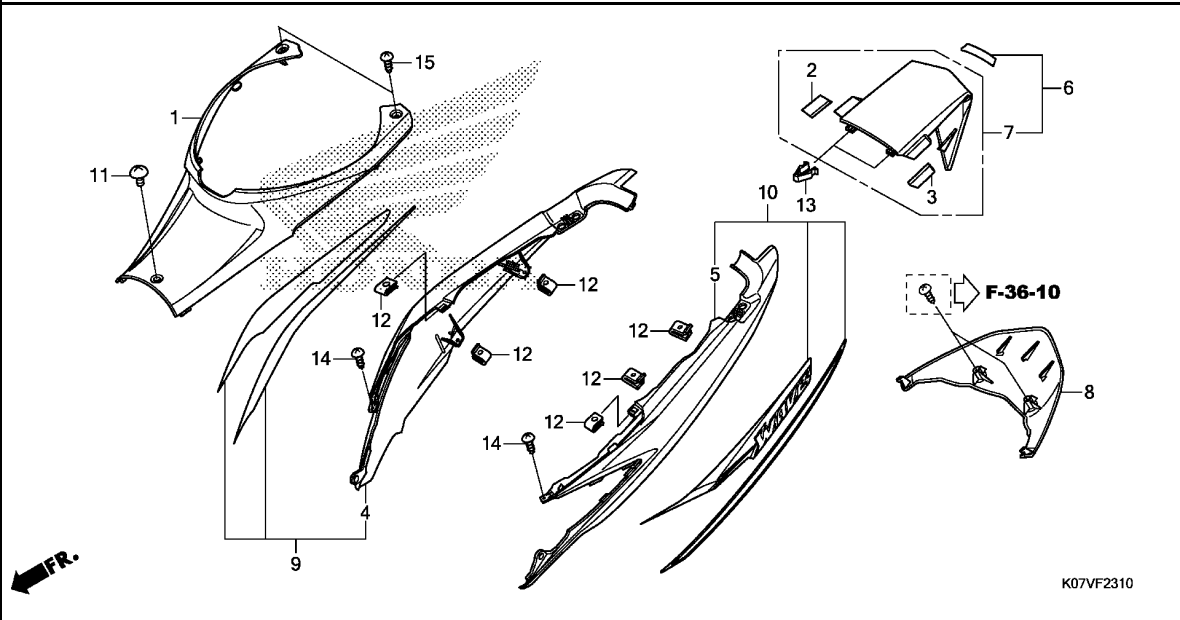
Ref. No.	L.O.N.	(Relative ref. Number) Description	F.R.T.
1	610100	BATTERY .....	0.2
3	4131F6	RAIL, GRAB :REAR .....	0.1
5	4131E4	SEAT :DOUBLE .....	0.1
6	4131P0	HINGE, SEAT .....	0.1
8	4131E8	CATCH, SEAT :REAR SIDE .....	0.7
10	412102	BOX, LUGGAGE .....	0.6

Ref. No.	Part No.	Description	Reqd. QTY				Serial No.	Parts catalogue code
			MS C	AFP110 MS E	MCS C	MCS E		
1	31500-KVB-T02	BATTERY (YTZ4V) (YUASA) .....	1	1	1	1		
	31500-KWW-B21	BATTERY (GTZ4V) (GS YUASA) ....	1	1	1	1		
	31500-K03-V01	BATTERY (PTZ4V) (FURUKAWA) ....	-	1	-	1		
2	50381-KWW-E00	COVER COMP., BATTERY .....	1	1	1	1		
3	50400-K07-900ZE	RAIL, RR. GRAB *NH1*.....BLACK	1	1	1	1		
4	77115-KWW-640	RUBBER, SEAL .....	1	1	1	1		
5	77200-K07-940	SEAT ASSY., DOUBLE .....	1	-	1	-		
	77200-K07-V00	.....	-	1	-	1		
6	77201-KWB-600	HINGE, SEAT .....	1	1	1	1		
7	77214-KPH-900	RUBBER B, SEAT SETTING .....	4	4	4	4		
8	77230-K07-900	CATCH COMP., SEAT .....	1	1	1	1		
9	77234-GN2-000	SPRING, SEAT LOCK .....	1	1	1	1		
10	81250-KWW-640	BOX, LUGGAGE .....	1	1	1	1		
11	81253-KPH-900	RUBBER, LUGGAGE BOX MOUNTING	3	3	3	3		
12	90105-KPH-901	BOLT, SEAT HINGE .....	1	1	1	1		
13	90115-KW7-900	SCREW, VISOR SPECIAL SETTING	1	1	1	1		
14	90128-KET-900	BOLT, SOCKET, 8X22 .....	4	-	4	-		
15	90502-KPH-900	COLLAR, 6.2X20 .....	3	3	3	3		
16	90677-KAN-T00	NUT, CLIP, 5MM .....	1	1	1	1		
17	94001-06070-0S	NUT, HEX., 6MM .....	2	2	2	2		
18	95701-06012-00	BOLT, FLANGE, 6X12 .....	2	2	2	2		
19	96001-06030-00	BOLT, FLANGE, 6X30 .....	3	3	3	3		
20	98200-41000	FUSE, MINI (10A) .....	1	1	1	1		
21	98200-41500	FUSE, MINI (15A) .....	1	1	1	1		
22	95701-08022-00	BOLT, FLANGE, 8X22 .....	-	4	-	4		

# F-23-10

# BODY COVER

**H 7**



Ref. No.	L.O.N.	(Relative ref. Number) Description	F.R.T.
1	4131R6	COVER, BODY :CENTER .....	0.1
6		(7)	
6	6161G8	COVER, TAILLIGHT .....	0.1
8	6161AD	COVER, TAILLIGHT :UNDER .....	0.1
9		(4)	
4	4131J0	COVER, BODY :RIGHT .....	0.2
10		(5)	
4	4131H9	COVER, BODY :LEFT .....	0.2
4	4131J1	COVER, BODY :BOTH .....	0.3

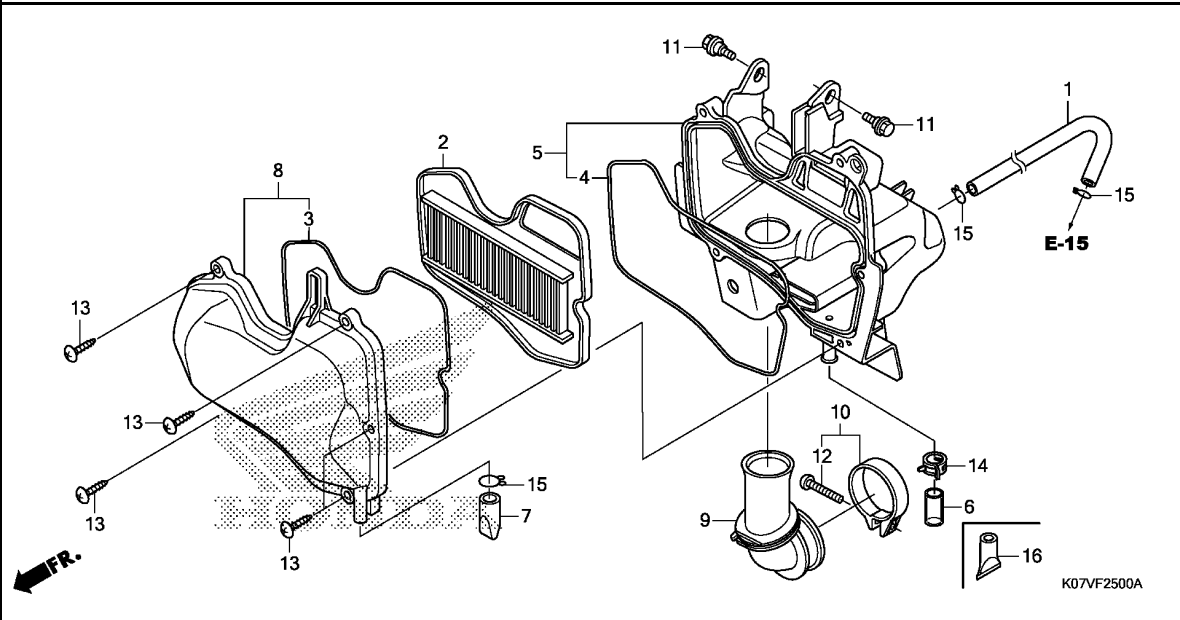
**3**

Ref. No.	Part No.	Description	Reqd. QTY				Serial No.	Parts catalogue code
			MS C	AFP110 MS E	MCS C	MCS E		
1	64340-K07-940ZA	COVER, CENTER						
		*NH1*.....BLACK	1	1	1	1		
2	64341-K07-900	RUBBER, R. CUSHION .....	1	1	1	1		
3	64342-K07-900	RUBBER, L. CUSHION .....	1	1	1	1		
4	64410-K07-940ZA	COVER, R. BODY						
		*R340C*.....CANDY ROSY RED	1	-	1	-	----- 3V	
	64410-K07-940ZB	*NHB35P*...PEARL JASMINE WHITE	1	-	1	-	----- 3V	
	64410-K07-940ZD	*NHA69P* PEARL MAGELLANIC BLACK	1	-	1	-		
	64410-K07-940ZC	*NHB24M* ARTEMIS SILVER METALLIC	1	-	1	-	----- V	
	64410-K07-940ZE	*NHB25M* POSEIDON BLACK METALLIC	-	1	-	1		
	64410-K07-940ZF	*NHA62M* MAGNETITE SILVER METALLIC	-	1	-	1		
	64410-K07-940ZG	*B206M*...VITAL BLUE METALLIC	-	1	-	1		
5	64420-K07-940ZA	COVER, L. BODY						
		*R340C*.....CANDY ROSY RED	1	-	1	-	----- 3V	
	64420-K07-940ZB	*NHB35P*...PEARL JASMINE WHITE	1	-	1	-	----- 3V	
	64420-K07-940ZD	*NHA69P* PEARL MAGELLANIC BLACK	1	-	1	-		
	64420-K07-940ZC	*NHB24M* ARTEMIS SILVER METALLIC	1	-	1	-	----- V	
	64420-K07-940ZE	*NHB25M* POSEIDON BLACK METALLIC	-	1	-	1		
	64420-K07-940ZF	*NHA62M* MAGNETITE SILVER METALLIC	-	1	-	1		
	64420-K07-940ZG	*B206M*...VITAL BLUE METALLIC	-	1	-	1		



Ref. No.	Part No.	Description	Reqd. QTY				Serial No.	Parts catalogue code
			MS C	MS E	MCS C	MCS E		
6	64440-K07-940ZB	COVER SET, TAIL(WL)						
		*TYPE3*	1	-	1	-	-----	3V
	64440-K07-940ZC	*TYPE2*	1	-	1	-	-----	3V
	64440-K07-940ZD	*TYPE1*	1	-	1	-	-----	
	64440-K07-940ZA	*TYPE4*	1	-	1	-	-----	V
	64440-K07-V00ZA	*TYPE3*	-	1	-	1		
	64440-K07-V00ZB	*TYPE2*	-	1	-	1		
	64440-K07-V00ZC	*TYPE1*	-	1	-	1		
7	64480-K07-900ZF	COVER, TAIL						
		*NHB35P*..PEARL JASMINE WHITE	1	-	1	-	-----	3V
	64480-K07-900ZG	*R340C*.....CANDY ROSY RED	1	-	1	-	-----	3V
	64480-K07-900ZD	*NHA69P*						
		PEARL MAGELLANIC BLACK	1	-	1	-	-----	
	64480-K07-900ZE	*NHB24M*						
		ARTEMIS SILVER METALLIC	1	-	1	-	-----	V
	64480-K07-900ZH	*NHB25M*						
		POSEIDON BLACK METALLIC	-	1	-	1		
	64480-K07-900ZJ	*NHA62M*						
		MAGNETITE SILVER METALLIC	-	1	-	1		
	64480-K07-900ZK	*B206M*...VITAL BLUE METALLIC	-	1	-	1		
8	64490-K07-900	COVER, TAILLIGHT UNDER	1	1	1	1		
9	64600-K07-940ZD	COVER SET, R. BODY(WL)						
		*TYPE3*	1	-	1	-	-----	3V
	64600-K07-940ZE	*TYPE2*	1	-	1	-	-----	3V
	64600-K07-940ZF	*TYPE1*	1	-	1	-	-----	3V
	64600-K07-940ZB	*TYPE5*	1	-	1	-	-----	V
	64600-K07-940ZC	*TYPE4*	1	-	1	-	-----	V
	64600-K07-940ZG	*TYPE6 1*	1	-	1	-	-----	V
	64600-K07-V00ZA	*TYPE6*	-	1	-	1		
	64600-K07-V00ZB	*TYPE5*	-	1	-	1		
	64600-K07-V00ZC	*TYPE4*	-	1	-	1		
	64600-K07-V00ZD	*TYPE3*	-	1	-	1		
	64600-K07-V00ZE	*TYPE2*	-	1	-	1		
	64600-K07-V00ZF	*TYPE1*	-	1	-	1		
10	64650-K07-940ZD	COVER SET, L. BODY(WL)						
		*TYPE3*	1	-	1	-	-----	3V
	64650-K07-940ZE	*TYPE2*	1	-	1	-	-----	3V
	64650-K07-940ZF	*TYPE1*	1	-	1	-	-----	3V
	64650-K07-940ZB	*TYPE5*	1	-	1	-	-----	V
	64650-K07-940ZC	*TYPE4*	1	-	1	-	-----	V
	64650-K07-940ZG	*TYPE6 1*	1	-	1	-	-----	V
	64650-K07-V00ZA	*TYPE6*	-	1	-	1		
	64650-K07-V00ZB	*TYPE5*	-	1	-	1		
	64650-K07-V00ZC	*TYPE4*	-	1	-	1		
	64650-K07-V00ZD	*TYPE3*	-	1	-	1		
	64650-K07-V00ZE	*TYPE2*	-	1	-	1		
	64650-K07-V00ZF	*TYPE1*	-	1	-	1		
11	90107-KGH-600	SCREW, 6X12	1	1	1	1		
12	90302-KWW-A00	NUT, SPRING, 4MM	6	6	6	6		
13	90666-SDA-A01	CLIP, SNAP FITTING(PO)						
		(NATURAL)	2	2	2	2		
14	93903-24310	SCREW, TAPPING, 4X12	2	2	2	2		
15	93903-24380	SCREW, TAPPING, 4X12	2	2	2	2		





Ref. No.	L.O.N.	(Relative ref. Number) Description	F.R.T.
2		(3,4)	
	312105	ELEMENT, AIR CLEANER .....	0.2
	3121A5	CASE, AIR CLEANER .....	1.0
	312102	COVER, AIR CLEANER CASE .....	0.2
	3121B6	TUBE, AIR CLEANER CONNECTING ..	1.0

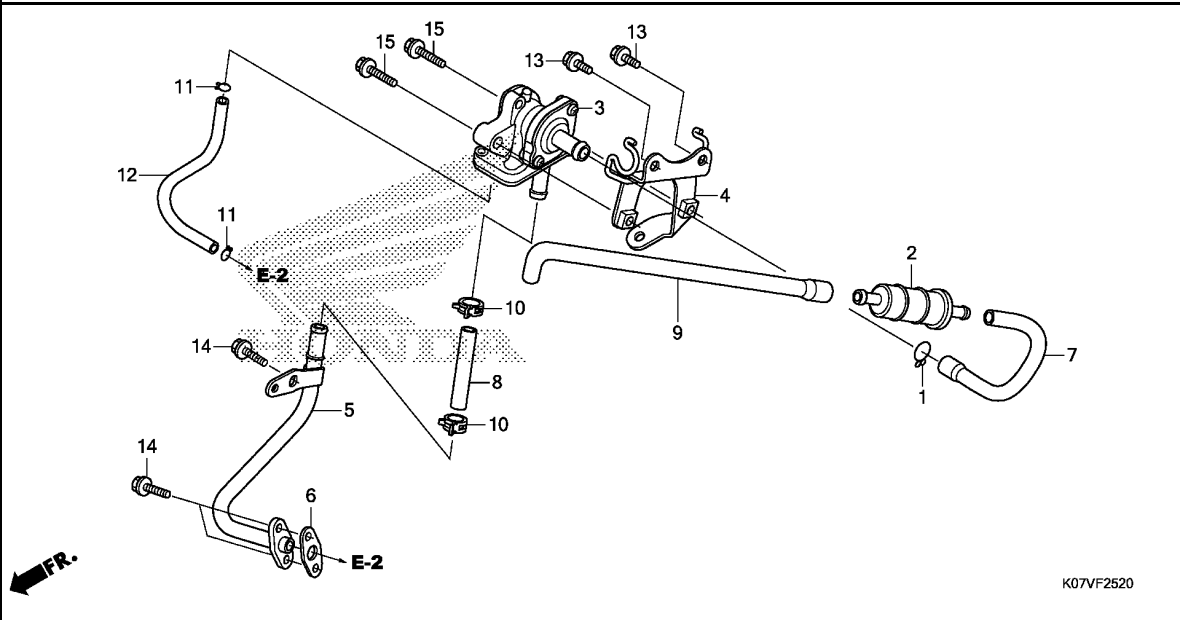
K07VF2500A

Ref. No.	Part No.	Description	Reqd. QTY				Serial No.	Parts catalogue code
			MS C	AFP110 MS E	MCS C	MCS E		
1	15761-KWB-600	HOSE, BREATHER .....	1	1	1	1		
2	17210-KWW-B20	ELEMENT COMP., AIR CLEANER ..	1	1	1	1		
3	17213-KWB-600	SEAL, AIR CLEANER COVER .....	1	1	1	1		
4	17214-KWB-920	SEAL, AIR CLEANER CASE .....	1	1	1	1		
5	17225-KWW-A80	CASE SUB ASSY., AIR CLEANER ..	1	1	1	1		
6	17227-KPK-900	TUBE, VINYL, 11X15X35 .....	1	-	1	-		
7	17234-KWW-B80	TUBE, AIR CLEANER DRAIN .....	1	1	1	1		
8	17235-KWW-B20	COVER SUB ASSY., AIR CLEANER ..	1	1	1	1		
9	17253-KWB-920	TUBE, AIR CLEANER CONNECTING ..	1	1	1	1		
10	17255-329-000	BAND A, AIR CLEANER CONNECTING TUBE	1	1	1	1		
11	90116-KVB-900	BOLT, FLANGE, 6MM .....	2	2	2	2		
12	93500-05025-0G	SCREW, PAN, 5X25 .....	1	1	1	1		
13	93903-25510	SCREW, TAPPING, 5X25 .....	5	5	5	5		
14	95002-41300-08	CLAMP, TUBE(D13) .....	1	1	1	1		
15	95002-80000	CLIP, TUBE(C12) .....	3	3	3	3		
16	17227-KTE-910	TUBE, VINYL, 11X15X40 .....	-	1	-	1		

F-25-20

AIR SUCTION VALVE

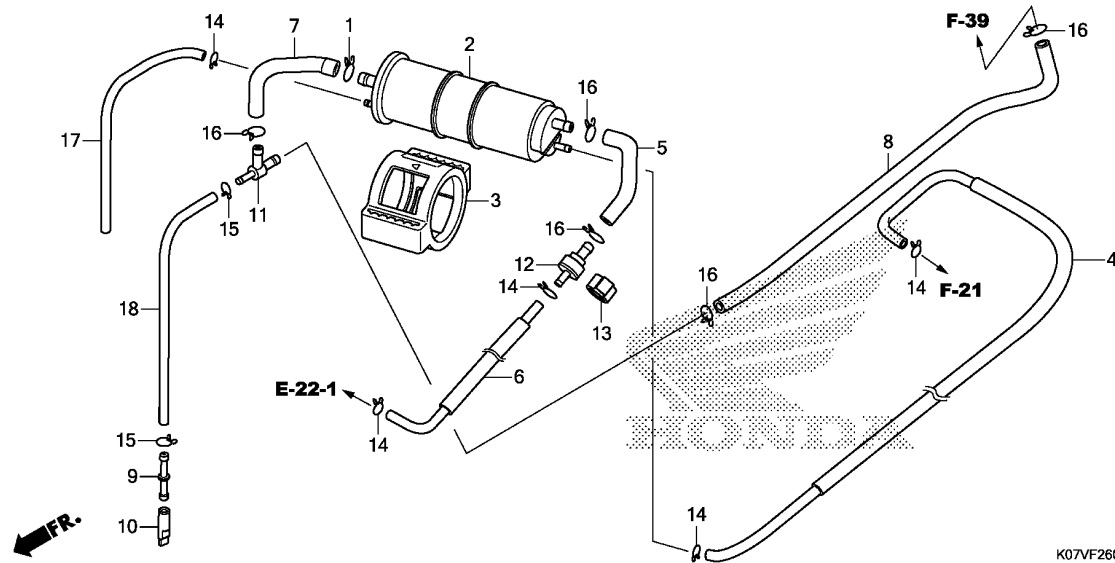
H10



Ref. No.	L.O.N.	(Relative ref. Number) Description	F.R.T.
2	3141B4	FILTER, SECONDARY AIR SUPPLY	0.4
3	314130	VALVE, SECONDARY AIR CONTROL (6)	0.6
5	3111D1	PIPE, SECONDARY AIR (7)	0.5
9	3111D2	TUBE, SECONDARY AIR CONTROL VALVE	0.4

Ref. No.	Part No.	Description	Reqd. QTY				Serial No.	Parts catalogue code
			MS C	AFP110 MS E	MCS C	MCS E		
1	15771-KV6-000	CLIP, OIL DRAIN TUBE	1	1	1	1		
2	17260-KRS-T00	FILTER COMP., AIR	1	1	1	1		
3	18600-KWW-B21	VALVE ASSY., AIR SUCTION	1	1	1	1		
4	18620-KD7-940	STAY, AIR SUCTION VALVE	1	-	1	-		
	18620-KD7-V00		-	1	-	1		
5	18640-KWB-920	PIPE COMP., AIR FEED	1	1	1	1		
6	18645-MT4-730	GASKET, AIR FEED PIPE	1	1	1	1		
7	18652-KWW-A80	TUBE A, AIR INJECTION CONTROL VALVE	1	1	1	1		
8	18653-KWW-B20	TUBE B, AIR INJECTION CONTROL VALVE	1	1	1	1		
9	18654-KWW-A80	TUBE C, AIR SUCTION VALVE	1	1	1	1		
10	90678-MN5-000	CLIP, FUEL HOSE	2	-	2	-		
	90601-K27-V01	CLAMP, HOSE(D15.5)	-	2	-	2		
11	95002-02070	CLIP, TUBE(B7)	2	2	2	2		
12	95005-35110-20	TUBE, 3.5X110(95005-35001-20M)	1	1	1	1		
13	95701-06008-00	BOLT, FLANGE, 6X8	2	2	2	2		
14	96001-06016-00	BOLT, FLANGE, 6X16	3	3	3	3		
15	96001-06018-00	BOLT, FLANGE, 6X18	2	2	2	2		

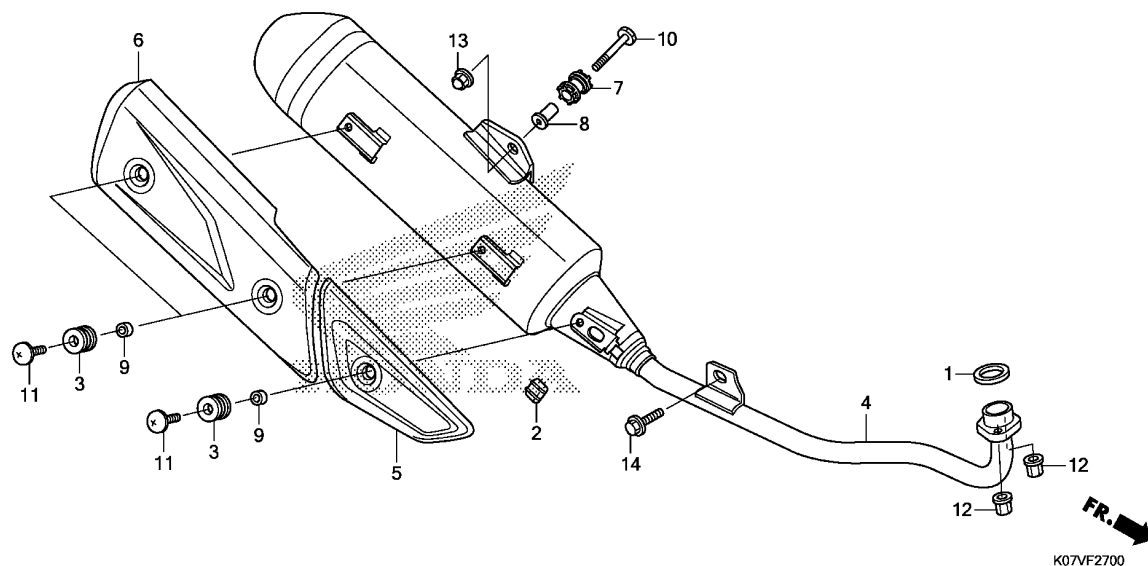
3



Ref. No.	L.O.N. (Relative ref. Number)	Description	F.R.T.
2	3141A4	CANISTER .....	0.8

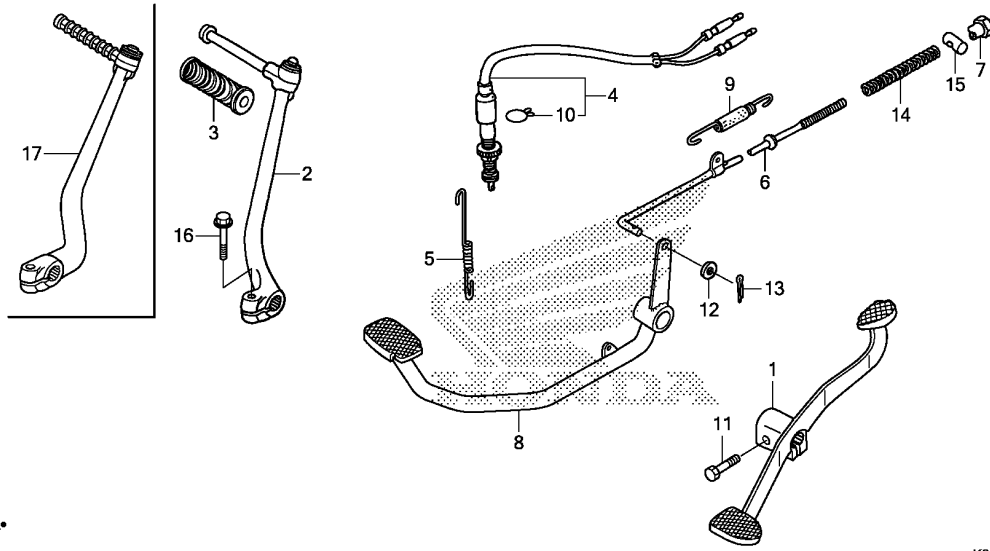
K07VF2600

Ref. No.	Part No.	Description	Reqd. QTY				Serial No.	Parts catalogue code
			MS C	AFP110 MS E	MCS C	MCS E		
1	15772-164-000	CLIP, BREATHER TUBE, 15MM ...	-	1	-	1		
2	17310-GFM-K02	CANISTER COMP. ....	-	1	-	1		
3	17411-KVR-C00	RUBBER, CANISTER MOUNT .....	-	1	-	1		
4	17414-K07-920	TUBE, CANISTER CHARGE .....	-	1	-	1		
5	17415-KWW-E40	TUBE A, CANISTER PURGE .....	-	1	-	1		
6	17416-KWW-E40	TUBE B, CANISTER PURGE .....	-	1	-	1		
7	17418-K07-V00	TUBE A, CANISTER AIR .....	-	1	-	1		
8	17419-KWW-E40	TUBE B, CANISTER AIR .....	-	1	-	1		
9	17432-KWK-900	JOINT, DRAIN .....	-	1	-	1		
10	17433-KWK-900	TUBE, 3WAY DRAIN .....	-	1	-	1		
11	17434-KWK-900	JOINT, 3WAY .....	-	1	-	1		
12	17440-KWW-E41	VALVE, ONE WAY .....	-	1	-	1		
13	17441-KWK-900	RUBBER, ONE WAY VALVE .....	-	1	-	1		
14	95002-02080	CLIP, TUBE(B8) .....	-	5	-	5		
15	95002-02100	CLIP, TUBE(B10) .....	-	2	-	2		
16	95002-02120	CLIP, TUBE(B12) .....	-	5	-	5		
17	95005-45320-10	TUBE, 4.5X320(95005-45001-10M)	-	1	-	1		
18	95005-55205-10	TUBE, 5.3X205 .....	-	1	-	1		



Ref. No.	L.O.N.	(Relative ref. Number) Description	F.R.T.
1	3131B4	GASKET, EXHAUST PIPE .....	0.2
4	313120	MUFFLER .....	0.2
5	3131B3	COVER, MUFFLER :FRONT .....	0.1
6	3131D3	COVER, MUFFLER :REAR .....	0.1

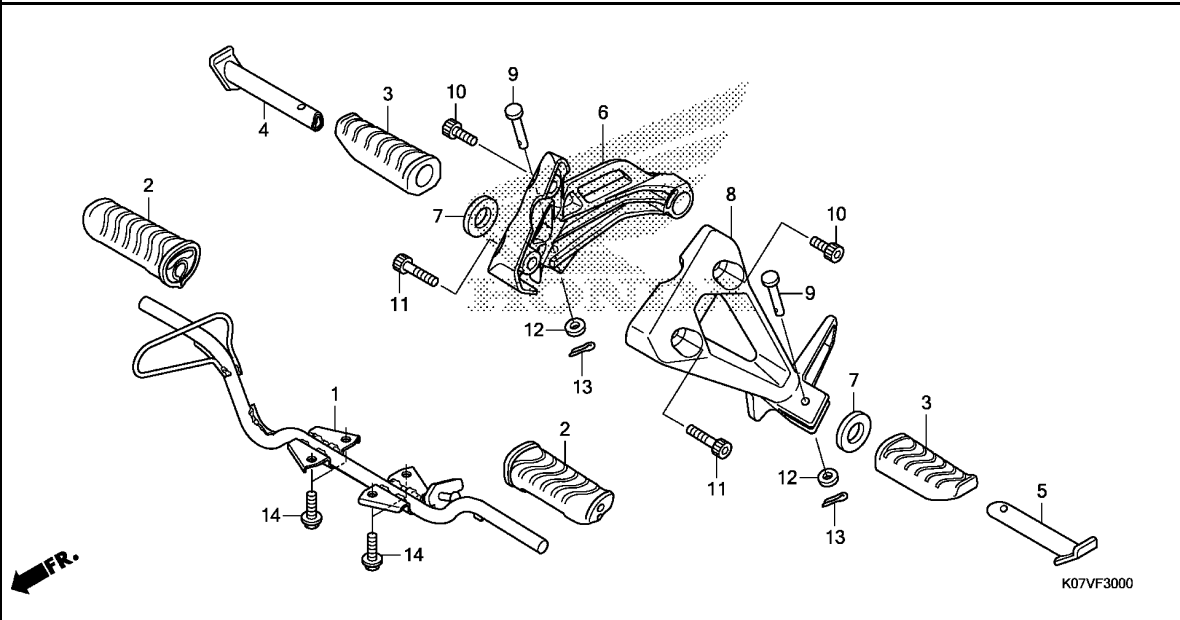
Ref. No.	Part No.	Description	Reqd. QTY				Serial No.	Parts catalogue code
			MS C	AFP110 MS E	MCS C	MCS E		
1	18291-GE2-921	GASKET, EX. PIPE .....	1	1	1	1		
2	18293-KPK-900	RUBBER, PROTECTOR PACKING ...	1	1	1	1		
3	18345-MBT-610	RUBBER, PROTECTOR MOUNTING ..	3	3	3	3		
4	18350-K07-940	MUFFLER COMP., EX. ....	1	1	1	1		
5	18355-K07-940	COVER A, MUFFLER .....	1	1	1	1		
6	18357-K07-940	COVER B, MUFFLER .....	1	1	1	1		
7	18421-KBA-900	RUBBER, MUFFLER MOUNTING ....	1	1	1	1		
8	18422-KBA-900	COLLAR, MUFFLER MOUNTING ....	1	1	1	1		
9	33619-459-840	COLLAR, WINKER STAY .....	3	3	3	3		
10	90101-KWW-B80	BOLT, SPECIAL(8X40) .....	1	1	1	1		
11	90107-KVV-900	BOLT, BODY COVER SETTING ....	3	3	3	3		
12	90301-KWB-600	NUT, FLANGE, 8MM .....	2	2	2	2		
13	90443-KPH-900	NUT, CAP, 8MM(SAN SHING) ....	1	1	1	1		
14	95701-08012-00	BOLT, FLANGE, 8X12 .....	1	1	1	1		



Ref. No.	L.O.N.	(Relative ref. Number) Description	F.R.T.
1	4101A1	PEDAL, GEAR CHANGE .....	0.1
2		(17)	
	112107	ARM, KICK STARTER .....	0.1
4	6151B5	SWITCH, REAR STOP :PEDAL SIDE .....	0.7
6	811135	ROD, REAR BRAKE .....	0.5
8	810160	PEDAL, REAR BRAKE .....	0.5

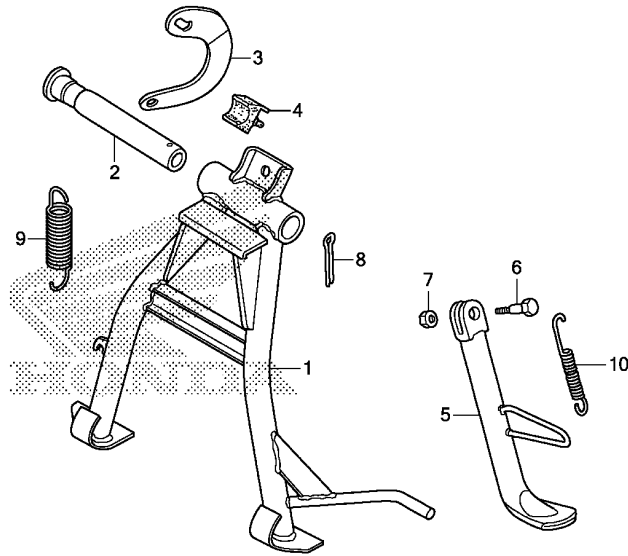
3

Ref. No.	Part No.	Description	Reqd. QTY				Serial No.	Parts catalogue code
			MS C	AFP110 MS E	MCS C	MCS E		
1	24701-KWW-V51	PEDAL, GEAR CHANGE .....	1	-	1	-		
	24701-K07-V00	.....	-	1	-	1		
2	28300-KWW-V00	ARM ASSY., KICK STARTER .....	1	-	1	-		
3	28311-KWB-600	RUBBER, KICK STARTER .....	1	-	1	-		
4	35350-KWW-641	SWITCH ASSY., RR. STOP .....	1	1	1	1		
5	35357-KCC-900	SPRING, STOP SWITCH .....	1	1	1	1		
6	43451-KWW-640	ROD COMP., RR. BRAKE .....	1	1	1	1		
7	43459-GN5-760	NUT, BRAKE ROD ADJUSTING .....	1	1	1	1		
8	46500-K07-940	PEDAL COMP., BRAKE .....	1	-	1	-		
	46500-K07-V00	.....	-	1	-	1		
9	46513-KBP-900	SPRING ASSY., RR. BRAKE RETURN .....	1	1	1	1		
10	90601-KAF-003	CLIP, SWITCH COVER .....	1	1	1	1		
11	92101-06020-0A	BOLT, HEX., 6X20 .....	1	1	1	1		
12	94101-05000	WASHER, PLAIN, 5MM .....	1	1	1	1		
13	94201-20150	PIN, SPLIT, 2.0X15 .....	1	1	1	1		
14	95014-73100	SPRING A, BRAKE ROD .....	1	1	1	1		
15	95015-32001	JOINT B, BRAKE ARM .....	1	1	1	1		
16	95701-06025-00	BOLT, FLANGE, 6X25 .....	1	1	1	1		
17	28300-KVR-600	ARM ASSY., KICK STARTER .....	-	1	-	1		



Ref. No.	L.O.N.	(Relative ref. Number) Description	F.R.T.
1	410145	BAR, STEP .....	0.4
2	4101D3	RUBBER, STEP :LEFT .....	0.1
	4101D4	RUBBER, STEP :RIGHT .....	0.1
	4101L8	RUBBER, STEP :BOTH .....	0.1
4		(3)	
	4101C8	BAR, PILLION STEP :RIGHT .....	0.1
5		(3)	
	4101C7	BAR, PILLION STEP :LEFT .....	0.1
	4101P4	BAR, PILLION STEP :BOTH .....	0.2
6	4101D0	BRACKET, PILLION STEP :RIGHT ..	0.2
8	4101C9	BRACKET, PILLION STEP :LEFT ..	0.2
	4101K4	BRACKET, PILLION STEP :BOTH ..	0.4

Ref. No.	Part No.	Description	Reqd. QTY				Serial No.	Parts catalogue code
			AFP110					
			MS	MS	MCS	MCS		
			C	E	C	E		
1	50610-KWW-E00	BAR COMP., STEP .....	1	1	1	1		
2	50661-KWB-600	RUBBER, STEP .....	2	2	2	2		
3	50710-KWB-600	RUBBER, PILLION STEP .....	2	-	2	-		
	50710-K09-C00	.....	-	2	-	2		
4	50711-KBP-900	BAR, R. PILLION STEP .....	1	1	1	1		
5	50712-KBP-900	BAR, L. PILLION STEP .....	1	1	1	1		
6	50715-K07-940	HOLDER, R. PILLION STEP .....	1	1	1	1		
7	50715-KE8-000	PLATE, PILLION STEP SIDE .....	2	2	2	2		
8	50716-KWW-E00	HOLDER, L. PILLION STEP .....	1	1	1	1		
9	90131-KWB-600	PIN, PILLION STEP .....	2	2	2	2		
10	90135-KWB-600	BOLT, SOCKET, 8X16 .....	2	2	2	2		
11	90136-KWB-600	BOLT, SOCKET, 8X32 .....	2	2	2	2		
12	94101-06000	WASHER, PLAIN, 6MM .....	2	2	2	2		
13	94201-16150	PIN, SPLIT, 1.6X15 .....	2	2	2	2		
14	95701-08018-00	BOLT, FLANGE, 8X18 .....	4	4	4	4		



FR.

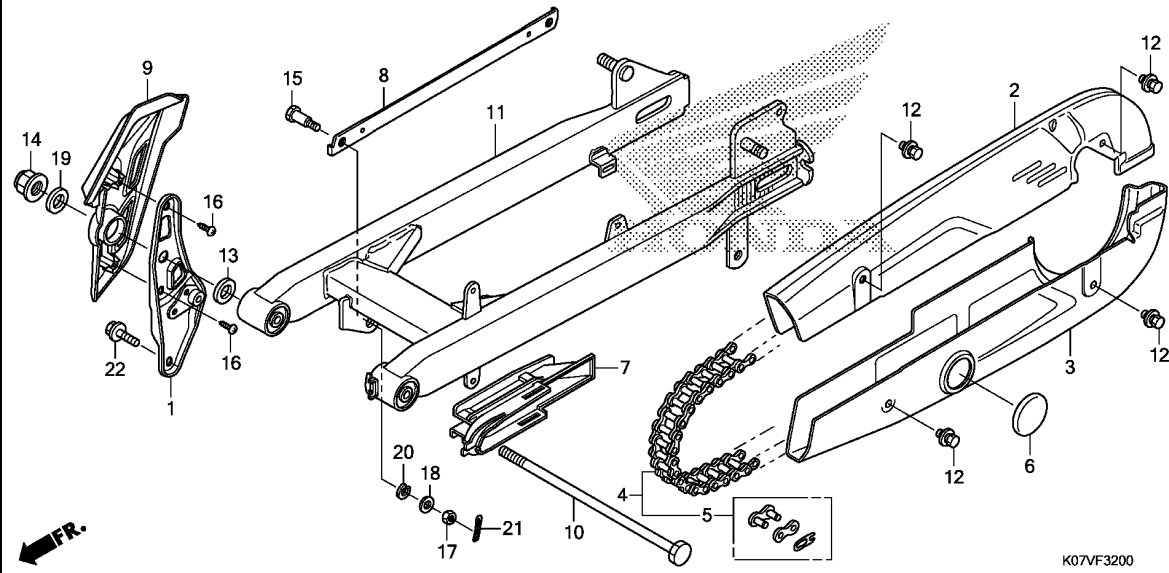
K07VF3100

Ref. No.	L.O.N.	(Relative ref. Number) Description	F.R.T.
1		(2)	
410175		STAND, MAIN .....	0.5
5	410180	BAR, SIDE STAND .....	0.2
9		(3)	
410176		SPRING, MAIN STAND .....	0.2
10	410182	SPRING, SIDE STAND .....	0.1

3

Ref. No.	Part No.	Description	Reqd. QTY				Serial No.	Parts catalogue code
			MS C	MS E	MCS C	MCS E		
1	50500-KWW-640	STAND COMP., MAIN .....	1	1	1	1		
2	50512-KWW-620	SHAFT, RR. BRAKE PIVOT .....	1	1	1	1		
3	50523-KWB-920	HOOK, MAIN STAND SPRING .....	1	1	1	1		
4	50524-397-000	RUBBER, STAND STOPPER .....	1	1	1	1		
5	50530-KWW-640	BAR COMP., SIDE STAND .....	1	1	1	1		
6	90108-223-000	SCREW, SIDE STAND PIVOT .....	1	1	1	1		
7	94002-10000-OS	NUT, HEX., 10MM .....	1	1	1	1		
8	94201-30300	PIN, SPLIT, 3.0X30 .....	1	1	1	1		
9	95014-71102	SPRING A, MAIN STAND .....	1	1	1	1		
10	95014-72102	SPRING A, SIDE STAND .....	1	1	1	1		

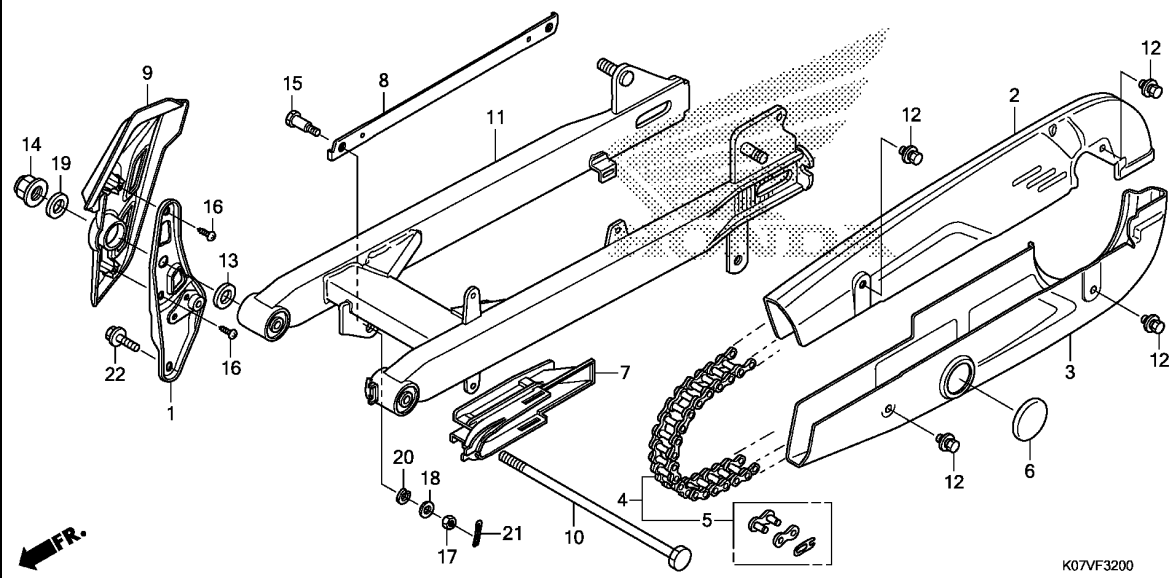




Ref. No.	L.O.N.	(Relative ref. Number) Description	F.R.T.
1	3131B7	BRACKET, MUFFLER .....	0.3
2	4101L9	CASE, DRIVE CHAIN :UPPER .....	0.1
3	4101M0	CASE, DRIVE CHAIN :LOWER .....	0.1
	4101P7	CASE, DRIVE CHAIN :BOTH .....	0.1
4	213165	CHAIN, DRIVE .....	0.2
7	4101E5	SLIDER, CHAIN .....	0.3
8	7111H2	ARM, REAR BRAKE STOPPER .....	0.3
9	4101C2	COVER, PIVOT PLATE :RIGHT .....	0.3
11	5121B0	SWINGARM ASSEMBLY .....	0.8

Ref. No.	Part No.	Description	Reqd. QTY				Serial No.	Parts catalogue code
			MS C	AFP110 MS E	MCS C	MCS E		
1	18315-K07-940	BRACKET, MUFFLER .....	1	1	1	1		
2	40510-KWW-600ZA	CASE, UPPER HALF DRIVE CHAIN	1	-	1	-		
	40510-KWW-600ZD	*NH364M*SHEEN SILVER METALLIC						
		*NHA62M*						
3	40520-KWW-B20ZA	MAGNETITE SILVER METALLIC	-	1	-	1		
	40520-KWW-B20ZC	CASE, UNDER HALF DRIVE CHAIN	1	-	1	-		
		*NH364M*SHEEN SILVER METALLIC						
		*NHA62M*						
4	40530-KPH-902	MAGNETITE SILVER METALLIC	-	1	-	1		
		CHAIN, DRIVE(DAIDO)						
		(DID420AD-104RB)	1	1	1	1		
	40530-KYL-843	CHAIN, DRIVE(KMC)(420JB-104)	1	1	1	1		
5	40531-KWB-601	JOINT, DRIVE CHAIN(DAIDO) ...	1	1	1	1		
	40531-KWW-B21	JOINT, DRIVE CHAIN(KMC) .....	1	1	1	1		
6	40545-001-000	CAP, CHAIN CASE PEEP HOLE ...	1	1	1	1		
7	40591-KWW-640	PACKING, DRIVE CHAIN CASE ...	1	1	1	1		
8	43431-KWW-640	ARM, RR. BRAKE STOPPER .....	1	1	1	1		
9	50606-K07-940	COVER, R. PIVOT .....	1	1	1	1		
10	52101-KWB-920	BOLT, SWINGARM PIVOT .....	1	1	1	1		
11	52200-K07-940ZA	SWINGARM SUB ASSY., RR.	1	-	1	-		
		*NH364M*SHEEN SILVER METALLIC						
	52200-K07-940ZB	*NHA62M*						
		MAGNETITE SILVER METALLIC	-	1	-	1		
12	90118-383-000	BOLT-WASHER, 6X6 .....	4	4	4	4		
13	90122-KWB-600	WASHER, PIVOT BOLT .....	1	1	1	1		
14	90306-KGH-901	NUT, U, 12MM(FUJI SEIMITSU) .	1	1	1	1		
15	92812-10000	BOLT A, STOPPER ARM .....	1	1	1	1		



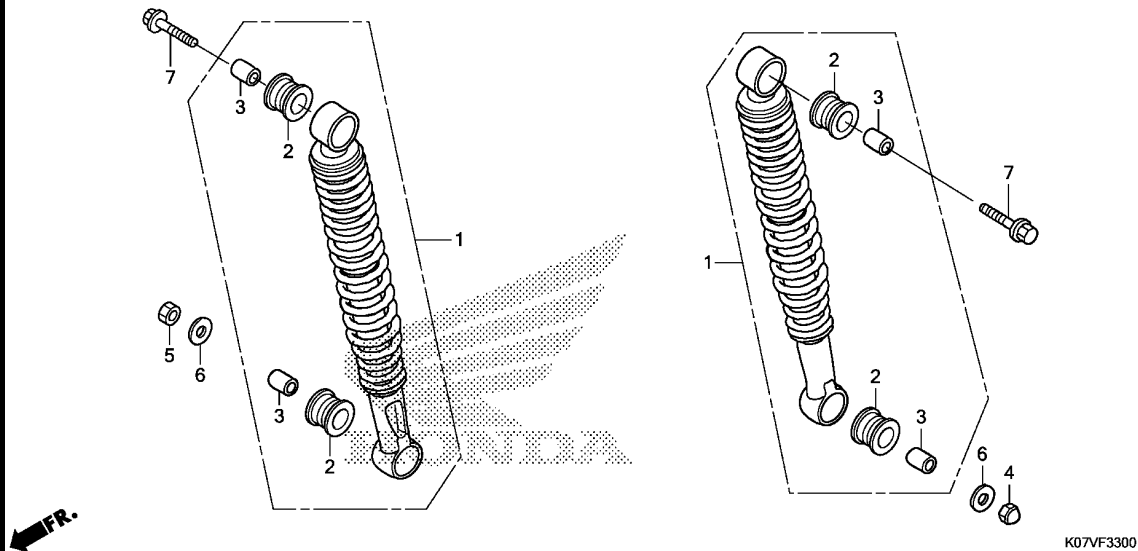


Ref. No.	Part No.	Description	Reqd. QTY				Serial No.	Parts catalogue code
			MS C	AFP110 MS E	MCS C	MCS E		
16	93903-35310	SCREW, TAPPING, 5X16 .....	2	2	2	2		
17	94001-08000-0S	NUT, HEX., 8MM .....	1	1	1	1		
18	94101-08000	WASHER, PLAIN, 8MM .....	1	1	1	1		
19	94101-12000	WASHER, PLAIN, 12MM .....	1	1	1	1		
20	94111-10000	WASHER, SPRING, 10MM .....	1	1	1	1		
21	94201-20150	PIN, SPLIT, 2.0X15 .....	1	1	1	1		
22	95701-08012-00	BOLT, FLANGE, 8X12 .....	1	1	1	1		

F-33

REAR CUSHION

1 2



Ref. No.	L.O.N.	(Relative ref. Number) Description	F.R.T.
1	5121B6	CUSHION ASSY., REAR :LEFT	0.3
	5121B7	CUSHION ASSY., REAR :RIGHT	0.4
	5121B8	CUSHION ASSY., REAR :BOTH	0.5

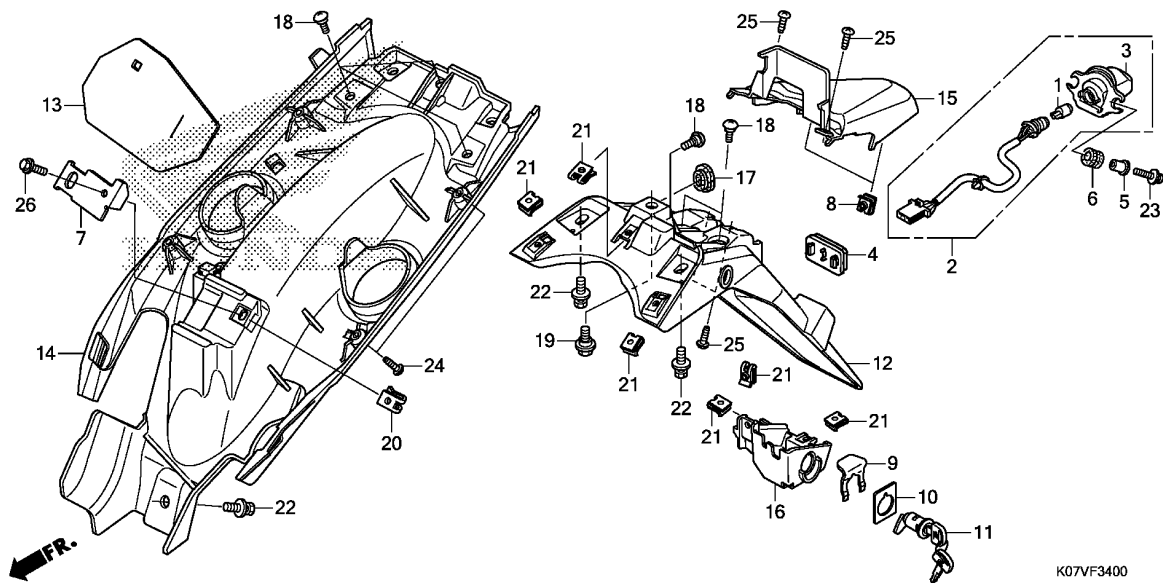
Ref. No.	Part No.	Description	Reqd. QTY				Serial No.	Parts catalogue code
			MS C	AFP110 MS E	MCS C	MCS E		
1	52400-K07-941	CUSHION ASSY., RR.	2	-	2	-	----- V	
	52400-K07-701	.....	2	-	2	-	----- 3V	
			-	2	-	2		
2	52485-KVY-901	BUSH, RUBBER(SHOWA)	4	4	4	4		
3	52486-GA7-003	COLLAR, RUBBER BUSH(SHOWA)	4	4	4	4		
4	90301-KTL-V00	NUT, HEX. CAP, 10MM	1	1	1	1		
5	94001-10000-0S	NUT, HEX., 10MM	1	1	1	1		
6	94101-10000	WASHER, PLAIN, 10MM	2	2	2	2		
7	95801-10035-00	BOLT, FLANGE, 10X35	2	2	2	2		

3

# F-34

# REAR FENDER

13

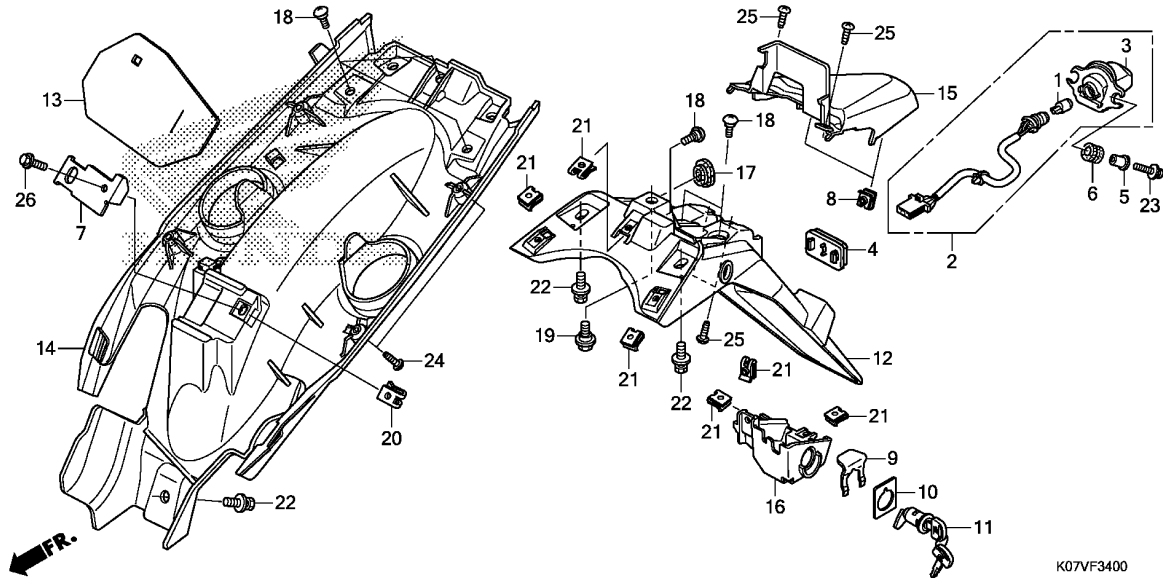


Ref. No.	L.O.N.	(Relative ref. Number) Description	F.R.T.
1		(3) BULB, LICENSE LIGHT .....	0.1
2		6161D8 LIGHT, LICENSE .....	0.4
11		(16) 4131F2 KEY, SEAT LOCK .....	0.9
12		4131O2 FENDER, REAR .....	0.9
14		4131N4 FENDER, INNER :REAR .....	0.7
15		6161P5 COVER, LICENSE LIGHT .....	0.4

K07VF3400

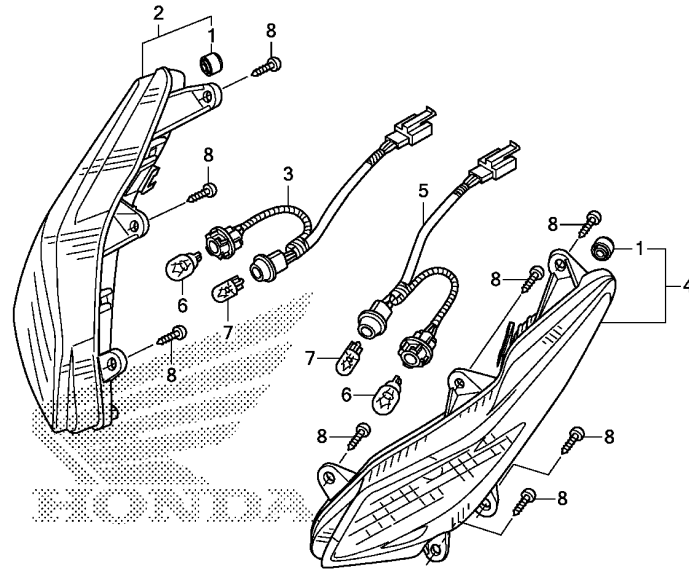
Ref. No.	Part No.	Description	Reqd. QTY				Serial No.	Parts catalogue code
			MS C	AFP110 MS E	MCS C	MCS E		
1	33301-K07-901	BULB, POSITION(12V 5W) (STANLEY)	1	1	1	1		
2	33720-K07-941	LIGHT ASSY., LICENSE (T10 12V 5W)	1	1	1	1		
3	33721-K07-941	LIGHT COMP., LICENSE .....	1	1	1	1		
4	33741-KAN-961	REFLECTOR, RR. REFLEX(STANLEY)	1	1	1	1		
5	35162-K07-900	COLLAR .....	2	2	2	2		
6	35163-K07-900	GROMMET .....	2	2	2	2		
7	50169-KWW-A80	STAY, C.D.I. ....	1	1	1	1		
8	64521-MN5-000	NUT, CLIP, 4MM .....	2	2	2	2		
9	75581-GN8-920	SPRING, LOCK KEY SETTING ....	1	1	1	1		
10	77236-GW0-000	WASHER, SEAT LOCK .....	1	1	1	1		
11	77240-KTM-851	LOCK ASSY., SEAT .....	1	1	1	1		
12	80100-K07-940ZA	FENDER, RR. *NH1*.....BLACK	1	1	1	1		
13	80125-KWW-A80	RUBBER, C.D.I. COVER .....	1	1	1	1		
14	80150-K07-940ZA	FENDER, RR. INNER *NH1*.....BLACK	1	1	1	1		
15	80155-K07-900	COVER, RR. LICENSE LIGHT .....	1	1	1	1		
16	80160-K07-900	COVER, KEY SET .....	1	1	1	1		
17	83551-GE2-000	GROMMET, AIR CLEANER CASE ...	1	1	1	1		
18	90115-KW7-900	SCREW, VISOR SPECIAL SETTING	6	6	6	6		
19	90116-KVB-900	BOLT, FLANGE, 6MM .....	1	1	1	1		
20	90305-KWW-640	NUT, CLIP, 6MM .....	1	1	1	1		
21	90677-KAN-T00	NUT, CLIP, 5MM .....	6	6	6	6		

3



K07VF3400

Ref. No.	Part No.	Description	Reqd. QTY				Serial No.	Parts catalogue code
			MS C	AFP110		MCS E		
22	93404-06012-08	BOLT-WASHER, 6X12 .....	3	3	3	3		
23	93891-04022-00	SCREW-WASHER, .....	2	2	2	2		
24	93903-24310	SCREW, TAPPING, 4X12 .....	4	4	4	4		
25	93903-34310	SCREW, TAPPING, 4X12 .....	4	4	4	4		
26	95701-06012-00	BOLT, FLANGE, 6X12 .....	1	1	1	1		



K07VF3500

Ref. No.	L.O.N.	(Relative ref. Number) Description	F.R.T.
2	6161C4	WINKER :RIGHT FRONT .....	0.3
3	6161B6	SOCKET, WINKER :RIGHT FRONT ..	0.2
4	6161C3	WINKER :LEFT FRONT .....	0.3
	6161C5	WINKER :BOTH FRONT .....	0.4
5	6161B5	SOCKET, WINKER :LEFT FRONT ...	0.2
	6161B7	SOCKET, WINKER :BOTH FRONT ...	0.3
6	6161AQ	BULB, WINKER :LEFT FRONT .....	0.2
	6161AR	BULB, WINKER :RIGHT FRONT .....	0.1
	6161G0	BULB, WINKER :FOR 1 VEHICLE ..	0.2
7	6161AE	BULB, POSITION LIGHT :LEFT ...	0.1
	6161AF	BULB, POSITION LIGHT :RIGHT ...	0.1
	6161AG	BULB, POSITION LIGHT :BOTH ...	0.2

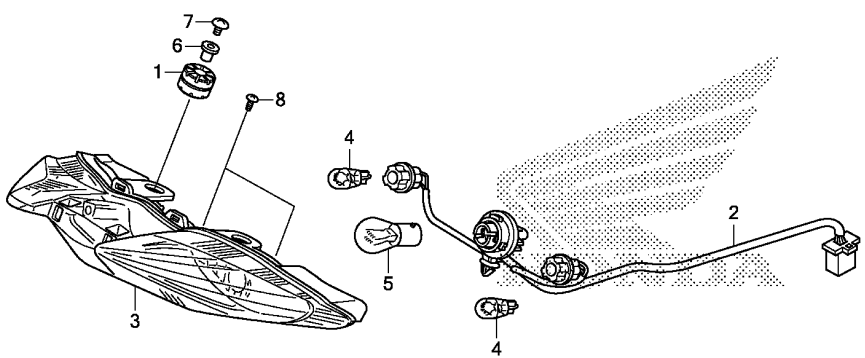
3

Ref. No.	Part No.	Description	Reqd. QTY				Serial No.	Parts catalogue code
			MS C	MS E	MCS C	MCS E		
1	33113-MEE-D01	PIPE, CP .....	2	2	2	2		
2	33402-K07-941	WINKER COMP., R. FR. ....	1	1	1	1		
3	33405-K07-941	SOCKET COMP., R. FR. WINKER -	1	1	1	1		
4	33452-K07-941	WINKER COMP., L. FR. ....	1	1	1	1		
5	33455-K07-941	SOCKET COMP., L. FR. WINKER -	1	1	1	1		
6	34905-KAN-W01	BULB, WINKER(12V 10W)(AMBER) (STANLEY)	2	2	2	2		
7	34908-GA7-701	BULB, WEDGE BASE(T10) (12V 3.4W)(NIPPON SEIKI)	2	2	2	2		
8	93903-34310	SCREW, TAPPING, 4X12 .....	10	10	10	10		

**F-36-10**

**REAR COMBINATION LIGHT**

**16**

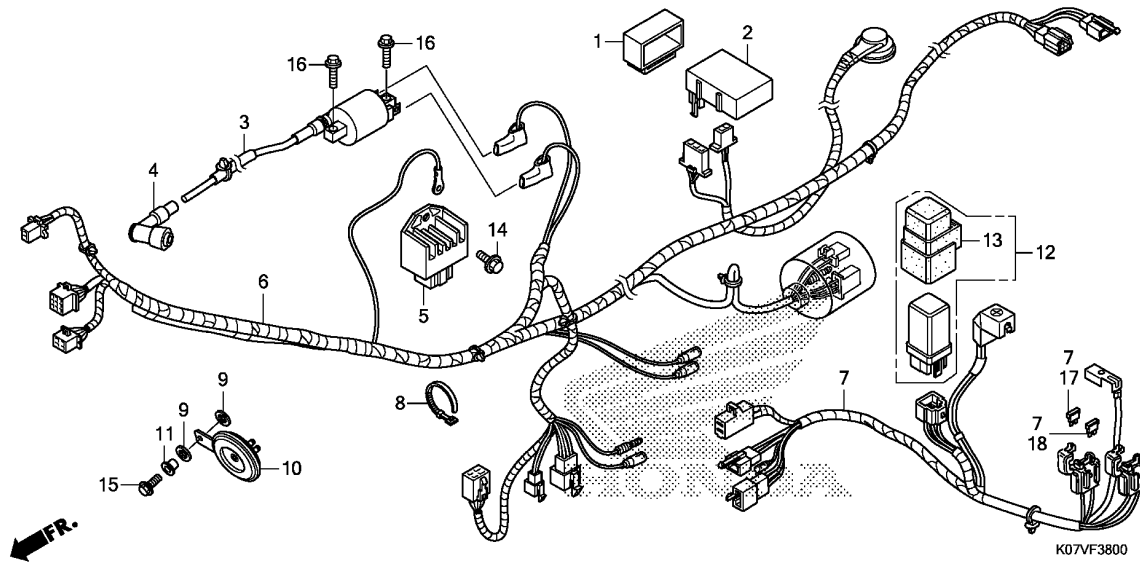


K07VF3610

Ref. No.	L.O.N.	(Relative ref. Number) Description	F.R.T.
2	6161E7	SOCKET, TAILLIGHT .....	0.3
3	6161D5	TAILLIGHT UNIT .....	0.2
4	616139	BULB, WINKER :REAR .....	0.1
		.NOTE: Same time for two units	
	6161G0	BULB, WINKER :FOR 1 VEHICLE ..	0.2
5	6161G1	BULB, TAILLIGHT .....	0.1

Ref. No.	Part No.	Description	Reqd. QTY				Serial No.	Parts catalogue code
			MS C	AFP110 MS E	MCS C	MCS E		
1	33705-KW7-900	RUBBER A, TAILLIGHT MOUNTING	2	2	2	2		
2	33708-K07-901	SOCKET COMP. ....	1	1	1	1		
3	33710-K07-941	LIGHT UNIT, RR. COMBINATION -	1	1	1	1		
4	34905-KAN-W01	BULB, WINKER(12V 10W)(AMBER) (STANLEY)	2	2	2	2		
5	34906-GB6-921	BULB, TAILLIGHT(12V 18/5W) (STANLEY)	1	1	1	1		
6	61104-428-000	COLLAR, FR. FENDER .....	2	2	2	2		
7	90108-KTM-780	BOLT, COWL SETTING .....	2	2	2	2		
8	93903-34310	SCREW, TAPPING, 4X12 .....	2	2	2	2		

**3**

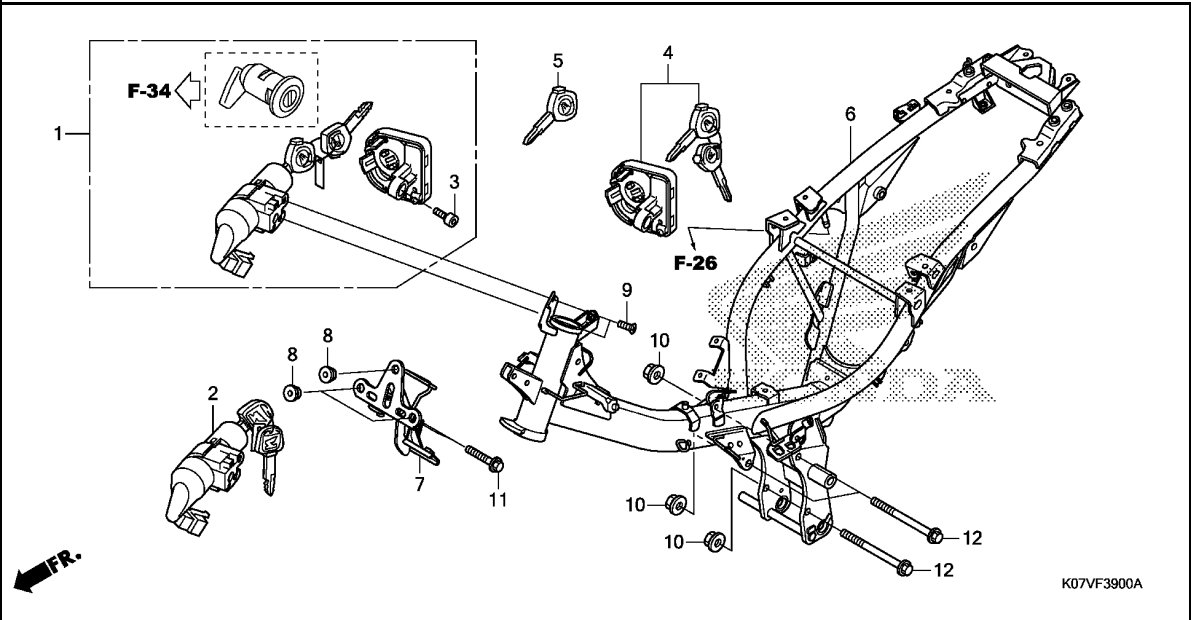


Ref. No.	L.O.N.	(Relative ref. Number) Description	F.R.T.
2	6141A1	IGNITION CONTROL MODULE .....	0.8
3	614105	COIL, IGNITION .....	0.7
5	6131B2	RECTIFIER, REGULATE .....	0.3
6	611100	HARNESS, WIRE .....	1.4
7	6111F8	SUB HARNESS, BATTERY .....	0.6
10	616169	HORN .....	0.2
12	6111C5	RELAY, STARTER .....	0.2

3

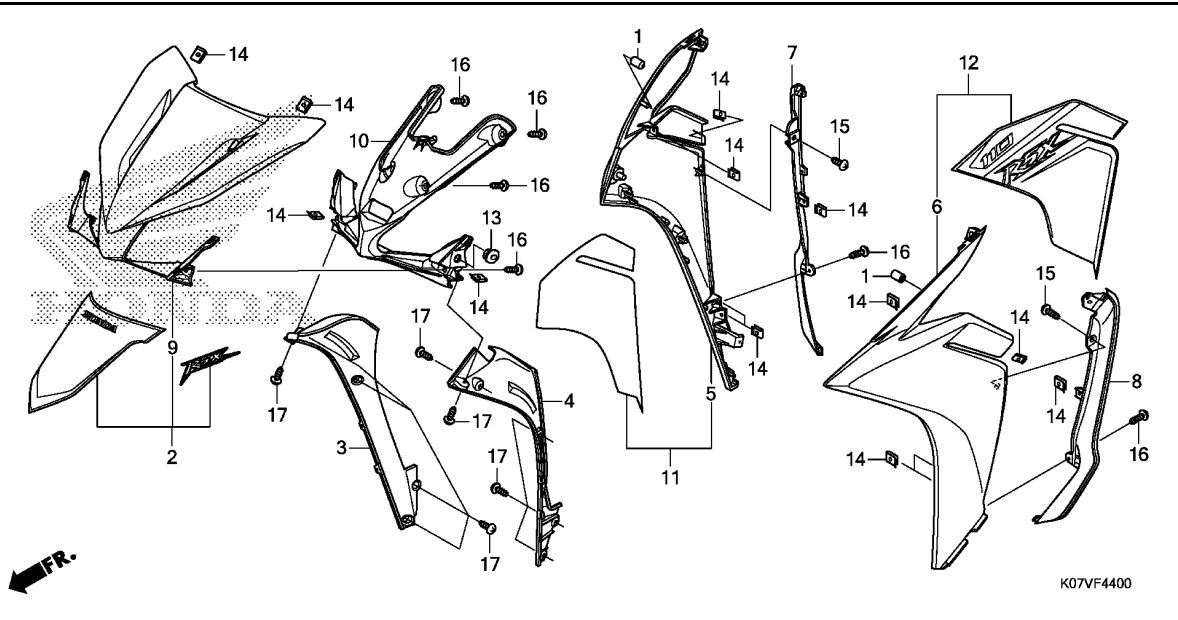
Ref. No.	Part No.	Description	Reqd. QTY				Serial No.	Parts catalogue code
			MS C	AFP110 MS E	MCS C	MCS E		
1	30401-KWW-A80	CUSHION, C.D.I. UNIT .....	1	1	1	1		
2	30410-KWW-E11	C.D.I. UNIT(MITSUBA) .....	1	1	1	1		
	30410-KWW-E12	C.D.I. UNIT(SHINDENGEN) .....	1	1	1	1		
3	30500-K07-941	COIL ASSY., IGNITION .....	1	1	1	1		
4	30700-KWW-E11	CAP ASSY., NOISE SUPPRESSOR .....	1	-	1	-		
	30700-K03-V01	.....	-	1	-	1		
5	31600-KVB-N51	RECTIFIER COMP., REGULATOR ..	1	1	1	1		
6	32100-K07-940	HARNESS, WIRE .....	1	1	1	1		
7	32103-K07-940	SUB HARNESS, BATTERY .....	1	1	1	1		
8	32161-KRS-600	BAND B1, WIRE .....	1	1	1	1		
9	33714-KL3-620	RUBBER, TAILLIGHT BRACKET ...	2	2	2	2		
10	38110-KWW-B21	HORN COMP. ....	1	1	1	1		
11	38117-KPH-880	COLLAR, HORN SETTING .....	1	1	1	1		
12	38500-KWW-B61	RELAY ASSY., STARTER(MITSUBA) ..	1	1	1	1		
13	38506-KWW-B61	SUSPENSION(MITSUBA) .....	1	1	1	1		
14	95701-06014-00	BOLT, FLANGE, 6X14 .....	1	1	1	1		
15	95701-06016-00	BOLT, FLANGE, 6X16 .....	1	1	1	1		
16	95701-06020-00	BOLT, FLANGE, 6X20 .....	2	2	2	2		
17	98200-41000	FUSE, MINI(10A) .....	1	1	1	1		
18	98200-41500	FUSE, MINI(15A) .....	1	1	1	1		





Ref. No.	L.O.N.	(Relative ref. Number) Description	F.R.T.
1	6151A1	KEY SET .....	2.6
2	615145	SWITCH, COMBINATION & LOCK ...	2.0
4	6151A2	KEY, SHUTTER .....	1.9
6	410100	BODY, FRAME .....	5.7
		.EXCLUDES: Key cutting	
		.INCLUDES: Engine removal and installation	
7	411105	STAY, FRONT COVER .....	0.4

Ref. No.	Part No.	Description	Reqd. QTY				Serial No.	Parts catalogue code
			MS C	APP110 MS E	MCS C	MCS E		
1	35010-K07-940	KEY SET .....	1	1	1	1		
2	35101-K07-941	SWITCH ASSY., COMBINATION & LOCK	1	1	1	1		
3	35109-KWW-A01	BOLT, SOCKET, 5X8 .....	1	1	1	1		
4	35110-KWZ-901	KEY SET, SHUTTER .....	1	1	1	1		
5	35121-KWW-A00	KEY, BLANK .....						
		(AOKEYTOP2REPORDER)	(1)	(1)	(1)	(1)		
6	50100-K07-940	BODY COMP., FRAME .....	1	-	1	-		
	50100-K07-V00	.....	-	1	-	1		
7	64221-K07-900	STAY, FR. TOP COVER(DISK) ...	1	1	1	1		
8	83551-376-000	GROMMET, SIDE COVER .....	3	3	3	3		
9	90164-KZL-A00	SCREW, U-LOCK FLAT, 6X12 ....	2	2	2	2		
10	94050-10080	NUT, FLANGE, 10MM .....	3	3	3	3		
11	95701-08032-00	BOLT, FLANGE, 8X32 .....	2	2	2	2		
12	95801-10110-08	BOLT, FLANGE, 10X110 .....	3	3	3	3		



Ref. No.	L.O.N.	(Relative ref. Number) Description	F.R.T.
2		(9,10)	
	3101B6	COVER, FRONT TOP .....	0.5
3	4131T7	COVER, LEG SHIELD INNER :RIGHT	0.2
4	4131T6	COVER, LEG SHIELD INNER :LEFT	0.2
	4131T8	COVER, LEG SHIELD INNER :BOTH	0.4
7	4111E8	PANEL, SIDE :RIGHT .....	0.2
8	4111E7	PANEL, SIDE :LEFT .....	0.2
	4111AP	PANEL, SIDE :BOTH .....	0.3
11		(5)	
	4131S6	LEGSHIELD :RIGHT .....	0.2
12		(6)	
	4131S5	LEGSHIELD :LEFT .....	0.2
	4131S7	LEGSHIELD :BOTH .....	0.4

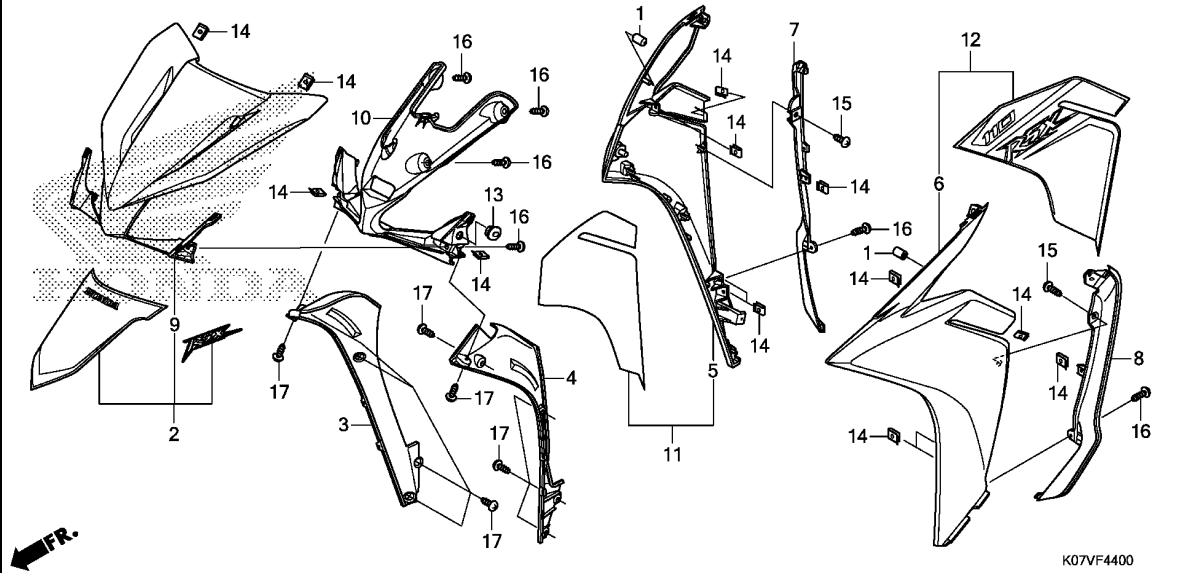
K07VF4400

Ref. No.	Part No.	Description	Reqd. QTY				Serial No.	Parts catalogue code
			MS C	AFP110 MS E	MCS C	MCS E		
1	61312-KBP-900	BOOT, HEADLIGHT BRACKET .....	2	2	2	2		
2	64200-K07-940ZD	COVER SET, FR. TOP(WL)						
		*TYPE3*	1	-	1	-	----- 3V	
	64200-K07-940ZE	*TYPE2*	1	-	1	-	----- 3V	
	64200-K07-940ZF	*TYPE1*	1	-	1	-	----- 3V	
	64200-K07-940ZA	*TYPE6*	1	-	1	-	----- V	
	64200-K07-940ZB	*TYPE5*	1	-	1	-	----- V	
	64200-K07-940ZC	*TYPE4*	1	-	1	-	----- V	
	64200-K07-V00ZA	*TYPE6*	-	1	-	1		
	64200-K07-V00ZB	*TYPE5*	-	1	-	1		
	64200-K07-V00ZC	*TYPE4*	-	1	-	1		
	64200-K07-V00ZD	*TYPE3*	-	1	-	1		
	64200-K07-V00ZE	*TYPE2*	-	1	-	1		
	64200-K07-V00ZF	*TYPE1*	-	1	-	1		
3	64350-K07-900ZB	COVER, R. LEG SHIELD INNER						
		*NH1*.....BLACK	1	1	1	1		
4	64360-K07-900ZB	COVER, L. LEG SHIELD INNER						
		*NH1*.....BLACK	1	1	1	1		
5	64400-K07-900ZG	SHIELD, R. LEG						
		*NHA62M*						
		MAGNETITE SILVER METALLIC	1	1	1	1	----- V	
	64400-K07-900ZJ	*NHB35P*..PEARL JASMINE WHITE	1	1	1	1	----- V	
	64400-K07-900ZH	*NHA69P*						
		PEARL MAGELLANIC BLACK	1	-	1	-	----- 3V	
	64400-K07-900ZK	*YR317M*						
		LUXURIOUS COPPER METALLIC	1	-	1	-	----- V	
	64400-K07-900ZM	*R340C*.....CANDY ROSY RED	-	1	-	1		
	64400-K07-900ZN	*NHB25M*						
		POSEIDON BLACK METALLIC	-	1	-	1		

3

Ref. No.	Part No.	Description	Reqd. QTY				Serial No.	Parts catalogue code
			MS C	MS E	MCS C	MCS E		
6	64450-K07-900ZG	SHIELD, L. LEG *NHA62M*						
		MAGNETITE SILVER METALLIC	1	1	1	1	-----	V
	64450-K07-900ZJ	*NHB35P*..PEARL JASMINE WHITE	1	1	1	1	-----	V
	64450-K07-900ZH	*NHA69P*						
		PEARL MAGELLANIC BLACK	1	-	1	-	-----	3V
	64450-K07-900ZK	*YR317M*						
		LUXURIOUS COPPER METALLIC	1	-	1	-	-----	V
	64450-K07-900ZM	*R340C*.....CANDY ROSY RED	-	1	-	1		
	64450-K07-900ZN	*NHB25M*						
		POSEIDON BLACK METALLIC	-	1	-	1		
7	64470-K07-900ZE	MOLDING, R. SIDE						
		*PB387R*.....ATLANTIC BLUE R	1	1	1	1	-----	V
	64470-K07-900ZB	*YR300R*...TANGERINE ORANGE R	1	-	1	-	-----	V
	64470-K07-900ZC	*YR286R*.....CASTAGNA BROWN R	1	-	1	-	-----	V
	64470-K07-900ZD	*R346R*.....VEHEMENT RED R	1	-	1	-	-----	3V
	64470-K07-900ZA	*NH1*.....BLACK	-	1	-	1		
	64470-K07-900ZD	*R346R*.....VEHEMENT RED R	-	1	-	1		
8	64475-K07-900ZE	MOLDING, L. SIDE						
		*PB387R*.....ATLANTIC BLUE R	1	1	1	1	-----	V
	64475-K07-900ZB	*YR300R*...TANGERINE ORANGE R	1	-	1	-	-----	V
	64475-K07-900ZC	*YR286R*.....CASTAGNA BROWN R	1	-	1	-	-----	V
	64475-K07-900ZD	*R346R*.....VEHEMENT RED R	1	-	1	-	-----	3V
	64475-K07-900ZA	*NH1*.....BLACK	-	1	-	1		
	64475-K07-900ZD	*R346R*.....VEHEMENT RED R	-	1	-	1		
9	64500-K07-940ZC	COVER, FR. TOP						
		*NHB35P*..PEARL JASMINE WHITE	1	1	1	1		
	64500-K07-940ZE	*NHA62M*						
		MAGNETITE SILVER METALLIC	1	1	1	1	-----	V
	64500-K07-940ZD	*NHA69P*						
		PEARL MAGELLANIC BLACK	1	-	1	-	-----	3V
	64500-K07-940ZA	*YR317M*						
		LUXURIOUS COPPER METALLIC	1	-	1	-	-----	V
	64500-K07-940ZB	*R340C*.....CANDY ROSY RED	1	-	1	-	-----	3V
			-	1	-	1		
	64500-K07-940ZF	*NHB25M*						
		POSEIDON BLACK METALLIC	-	1	-	1		
10	64510-K07-940	COVER, FR. TOP INNER .....	1	1	1	1		
11	64700-K07-940ZE	SHIELD SET, R. LEG(WL)						
		*TYPE2*.....	1	-	1	-	-----	3V
	64700-K07-940ZF	*TYPE1*.....	1	-	1	-	-----	3V
	64700-K07-940ZG	*TYPE5 1*.....	1	-	1	-	-----	V
	64700-K07-940ZH	*TYPE4 1*.....	1	-	1	-	-----	V
	64700-K07-940ZJ	*TYPE3 1*.....	1	-	1	-	-----	V
	64700-K07-V00ZA	*TYPE6*.....	-	1	-	1		
	64700-K07-V00ZB	*TYPE5*.....	-	1	-	1		
	64700-K07-V00ZC	*TYPE4*.....	-	1	-	1		
	64700-K07-V00ZD	*TYPE3*.....	-	1	-	1		
	64700-K07-V00ZE	*TYPE2*.....	-	1	-	1		
	64700-K07-V00ZF	*TYPE1*.....	-	1	-	1		
12	64750-K07-940ZE	SHIELD SET, L. LEG(WL)						
		*TYPE2*.....	1	-	1	-	-----	3V
	64750-K07-940ZF	*TYPE1*.....	1	-	1	-	-----	3V
	64750-K07-940ZG	*TYPE5 1*.....	1	-	1	-	-----	V
	64750-K07-940ZH	*TYPE4 1*.....	1	-	1	-	-----	V
	64750-K07-940ZJ	*TYPE3 1*.....	1	-	1	-	-----	V
	64750-K07-V00ZA	*TYPE6*.....	-	1	-	1		





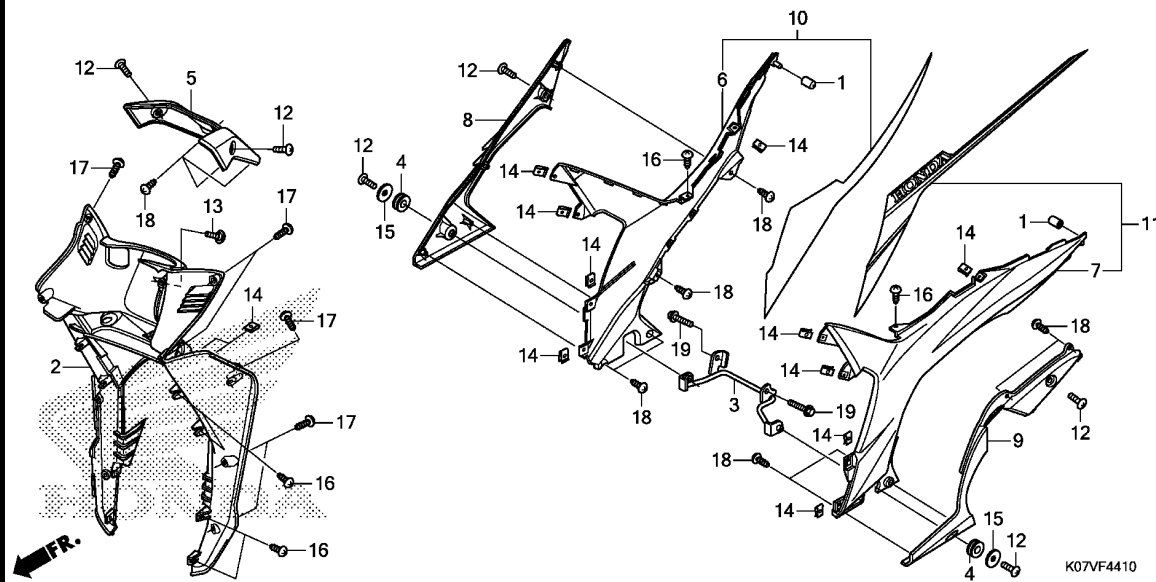
3

Ref. No.	Part No.	Description	Reqd. QTY				Serial No.	Parts catalogue code
			MS C	AFP110 MS E	MCS C	MCS E		
12)	64750-K07-V00ZB	SHIELD SET, L. LEG(WL)						
		*TYPE5*	-	1	-	1		
	64750-K07-V00ZC	*TYPE4*	-	1	-	1		
	64750-K07-V00ZD	*TYPE3*	-	1	-	1		
	64750-K07-V00ZE	*TYPE2*	-	1	-	1		
	64750-K07-V00ZF	*TYPE1*	-	1	-	1		
13	83551-GE2-000	GROMMET, AIR CLEANER CASE	2	2	2	2		
14	90302-KWW-A00	NUT, SPRING, 4MM	14	14	14	14		
15	93903-24310	SCREW, TAPPING, 4X12	2	2	2	2		
16	93903-34310	SCREW, TAPPING, 4X12	8	8	8	8		
17	93903-34380	SCREW, TAPPING, 4X12	10	10	10	10		

# F-44-10

# MAIN PIPE COVER

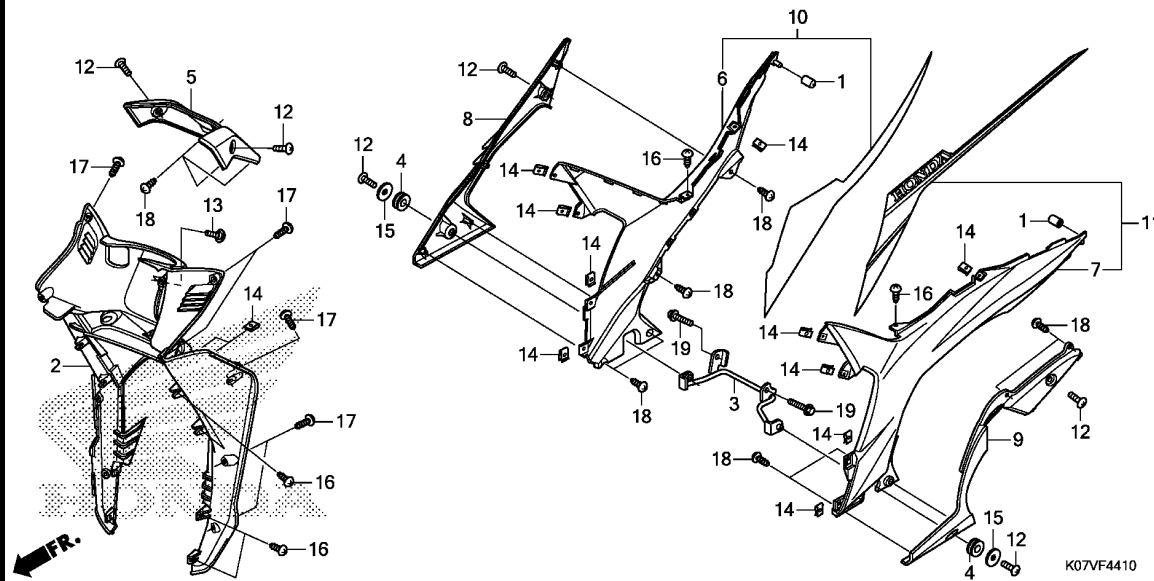
I12



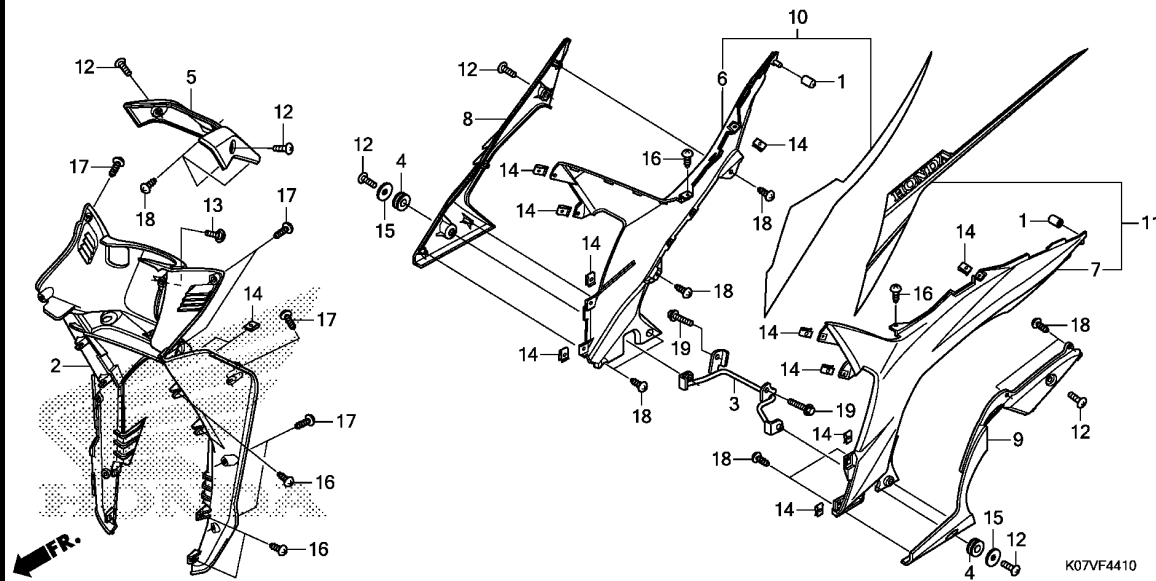
Ref. No.	L.O.N.	(Relative ref. Number) Description	F.R.T.
2	(5)		
4131T1		COVER, MAIN PIPE UPPER .....	0.8
10	(6,8)		
4131S9		COVER, MAIN PIPE SIDE :RIGHT ..	0.5
11	(7,9)		
4131S8		COVER, MAIN PIPE SIDE :LEFT ..	0.5
4131T0		COVER, MAIN PIPE SIDE :BOTH ..	0.8

Ref. No.	Part No.	Description	Reqd. QTY				Serial No.	Parts catalogue code
			MS C	AFP110 MS E	MCS C	MCS E		
1	61312-KBP-900	BOOT, HEADLIGHT BRACKET .....	2	2	2	2		
2	64310-K07-940ZA	COVER, MAIN PIPE						
		*NH1*.....BLACK	1	1	1	1		
3	64311-K07-900	STAY, LOWER COVER .....	1	1	1	1		
4	64312-KWW-640	GROMMET, MAIN PIPE COVER .....	2	2	2	2		
5	64320-K07-900ZH	COVER, AIR CLEANER OUTLET						
		*NHA62M*						
		MAGNETITE SILVER METALLIC	1	1	1	1	----- V	
	64320-K07-900ZG	*NHA69P*						
		PEARL MAGELLANIC BLACK	1	-	1	-	----- 3V	
	64320-K07-900ZF	*NHB35P*..PEARL JASMINE WHITE	1	-	1	-		
	64320-K07-900ZD	*YR317M*						
		LUXURIOUS COPPER METALLIC	1	-	1	-	----- V	
	64320-K07-900ZE	*R340C*.....CANDY ROSY RED	1	-	1	-	----- 3V	
			-	1	-	1		
	64320-K07-900ZL	*Y208M*...LATTE GOLD METALLIC	-	1	-	1		
	64320-K07-900ZN	*B206M*...VITAL BLUE METALLIC	-	1	-	1		
6	64325-K07-900ZF	COVER, R. MAIN PIPE SIDE						
		*NHA62M*						
		MAGNETITE SILVER METALLIC	1	1	1	1	----- V	
	64325-K07-900ZH	*NHB35P*..PEARL JASMINE WHITE	1	1	1	1	----- V	
	64325-K07-900ZG	*NHA69P*						
		PEARL MAGELLANIC BLACK	1	-	1	-	----- 3V	
	64325-K07-900ZJ	*YR317M*						
		LUXURIOUS COPPER METALLIC	1	-	1	-	----- V	
	64325-K07-900ZL	*R340C*.....CANDY ROSY RED	-	1	-	1		
	64325-K07-900ZM	*NHB25M*						
		POSEIDON BLACK METALLIC	-	1	-	1		

3

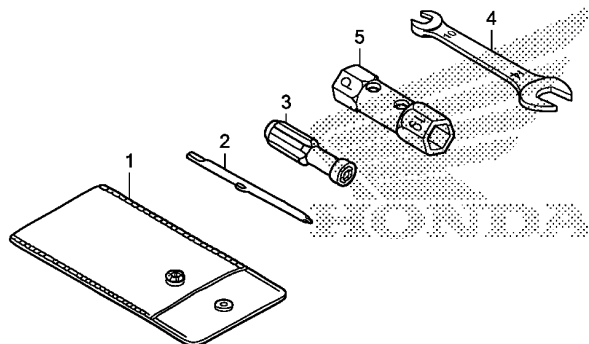


Ref. No.	Part No.	Description	Reqd. QTY				Serial No.	Parts catalogue code
			MS C	AFP110 MS E	MCS C	MCS E		
7	64330-K07-900ZF	COVER, L. MAIN PIPE SIDE *NHA62M*						
		MAGNETITE SILVER METALLIC	1	1	1	1	-----	V
	64330-K07-900ZH	*NHB35P*..PEARL JASMINE WHITE	1	1	1	1	-----	V
	64330-K07-900ZG	*NHA69P*						
		PEARL MAGELLANIC BLACK	1	-	1	-	-----	3V
	64330-K07-900ZJ	*YR317M*						
		LUXURIOUS COPPER METALLIC	1	-	1	-	-----	V
	64330-K07-900ZL	*R340C*.....CANDY ROSY RED	-	1	-	1		
	64330-K07-900ZM	*NHB25M*						
		POSEIDON BLACK METALLIC	-	1	-	1		
8	64370-K07-900ZB	COVER, R. MAIN PIPE SIDE LOWER *NH1*	1	1	1	1		
9	64380-K07-900ZB	COVER, L. MAIN PIPE SIDE LOWER *NH1*	1	1	1	1		
10	64460-K07-940ZE	COVER SET, R. MAIN PIPE SIDE (WL)						
		*TYPE2*	1	-	1	-	-----	3V
	64460-K07-940ZF	*TYPE1*	1	-	1	-	-----	3V
	64460-K07-940ZG	*TYPE5 1*	1	-	1	-	-----	V
	64460-K07-940ZH	*TYPE4 1*	1	-	1	-	-----	V
	64460-K07-940ZJ	*TYPE3 1*	1	-	1	-	-----	V
	64460-K07-V00ZA	*TYPE6*	-	1	-	1		
	64460-K07-V00ZB	*TYPE5*	-	1	-	1		
	64460-K07-V00ZC	*TYPE4*	-	1	-	1		
	64460-K07-V00ZD	*TYPE3*	-	1	-	1		
	64460-K07-V00ZE	*TYPE2*	-	1	-	1		
	64460-K07-V00ZF	*TYPE1*	-	1	-	1		



Ref. No.	Part No.	Description	Reqd. QTY				Serial No.	Parts catalogue code
			MS C	AFP110 MS E	MCS C	MCS E		
11	64465-K07-940ZE	COVER SET, L. MAIN PIPE SIDE (WL)						
		*TYPE2*	1	-	1	-	-----	3V
	64465-K07-940ZF	*TYPE1*	1	-	1	-	-----	3V
	64465-K07-940ZG	*TYPE5 1*	1	-	1	-	-----	V
	64465-K07-940ZH	*TYPE4 1*	1	-	1	-	-----	V
	64465-K07-940ZJ	*TYPE3 1*	1	-	1	-	-----	V
	64465-K07-V00ZA	*TYPE6*	-	1	-	1		
	64465-K07-V00ZB	*TYPE5*	-	1	-	1		
	64465-K07-V00ZC	*TYPE4*	-	1	-	1		
	64465-K07-V00ZD	*TYPE3*	-	1	-	1		
	64465-K07-V00ZE	*TYPE2*	-	1	-	1		
	64465-K07-V00ZF	*TYPE1*	-	1	-	1		
12	90107-KGH-600	SCREW, 6X12	6	6	6	6		
13	90115-KW7-900	SCREW, VISOR SPECIAL SETTING	1	1	1	1		
14	90302-KWW-A00	NUT, SPRING, 4MM	12	12	12	12		
15	90501-KST-920	WASHER, SEAT MOUNTING, 6MM	2	2	2	2		
16	93903-24310	SCREW, TAPPING, 4X12	10	10	10	10		
17	93903-24480	SCREW, TAPPING, 4X16	10	10	10	10		
18	93903-34310	SCREW, TAPPING, 4X12	11	11	11	11		
19	96001-06020-00	BOLT, FLANGE, 6X20	2	2	2	2		





K07VF4800

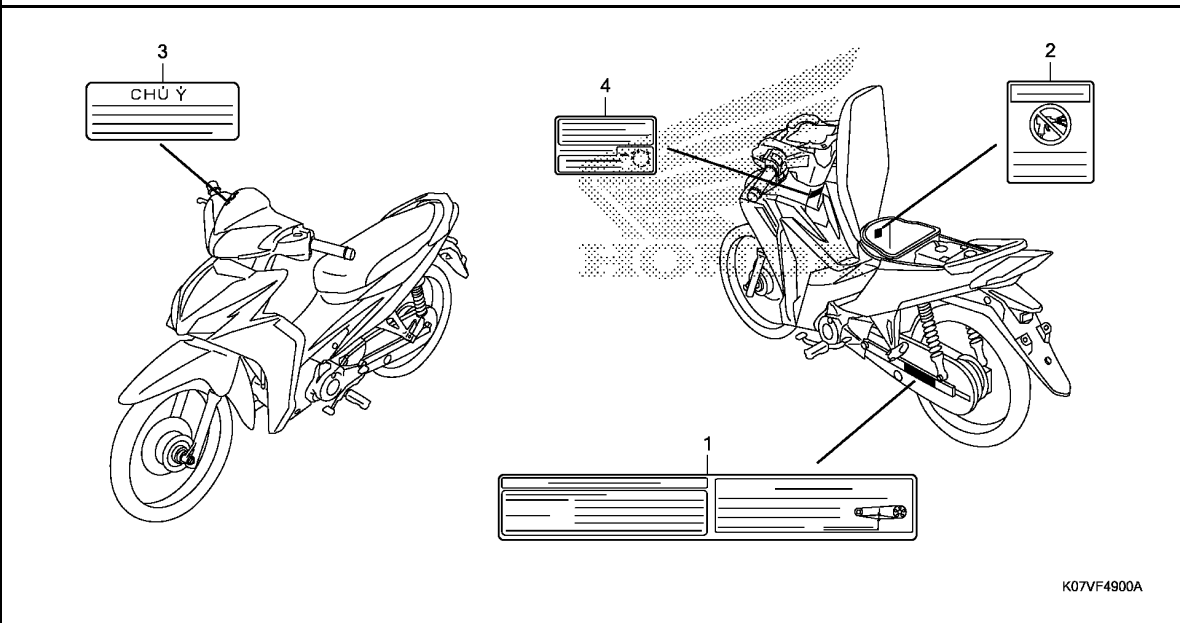
Ref. L.O.N. (Relative ref. Number) F.R.T.  
No. Description

NO INFORMATION .....

3

Ref. No.	Part No.	Description	Reqd. QTY				Serial No.	Parts catalogue code
			MS C	AFP110 MS E	MCS C	MCS E		
1	83642-171-000	BAG, OWNERS MANUAL .....	1	1	1	1		
2	89102-538-000	DRIVER, SCREW(NO.2 + -) .....	1	1	1	1		
3	89103-538-000	GRIP .....	1	1	1	1		
4	89211-KWW-640	SPANNER, 10X14 .....	1	1	1	1		
5	89216-GBG-770	WRENCH, SPARK PLUG .....	1	1	1	1		



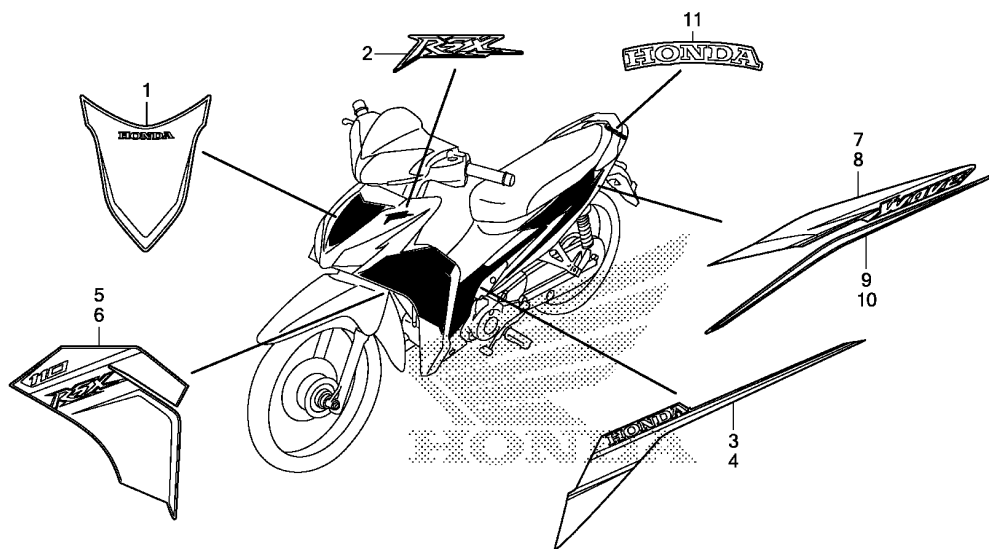


K07VF4900A

Ref. No.	L.O.N.	(Relative ref. Number)	Description	F.R.T.
----------	--------	------------------------	-------------	--------

NO INFORMATION .....

Ref. No.	Part No.	Description	Reqd. QTY				Serial No.	Parts catalogue code
			MS C	AFP110 MS E	MCS C	MCS E		
1	87505-KWW-E00	LABEL, TIRE & DRIVE CHAIN ...	1	1	1	1		
2	87509-KWW-V00	LABEL, AIR CLEANER ELEMENT						
		NOTICE	1	1	1	1		
3	87522-KWN-871	LABEL, VISOR CAUTION .....	1	1	1	1		
4	87560-KTM-900	MARK, DRIVE CAUTION .....	1	1	1	1		



K07VF5000

Ref. L.O.N. (Relative ref. Number) F.R.T.  
No. Description

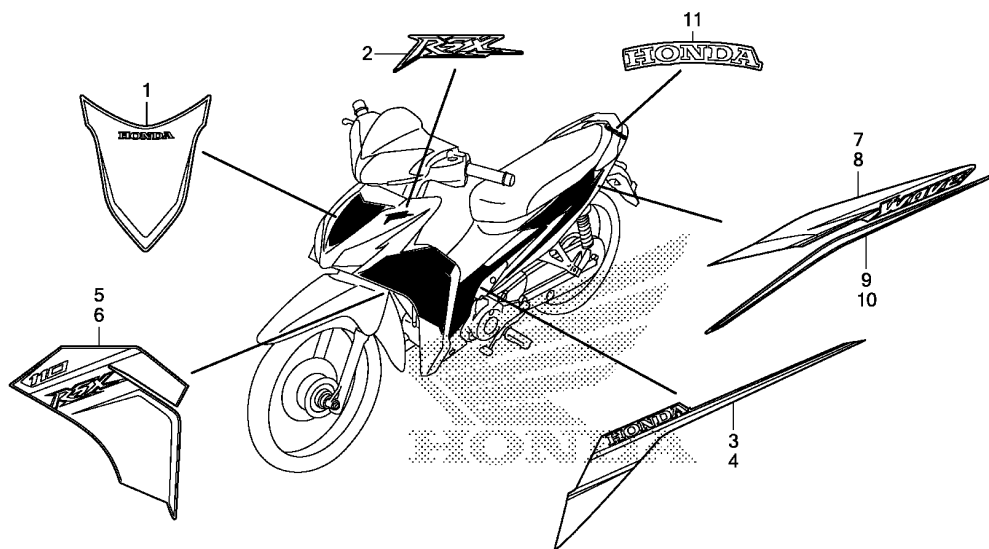
NO INFORMATION .....

3

Ref. No.	Part No.	Description	Reqd. QTY				Serial No.	Parts catalogue code
			MS C	AFP110 MS E	MCS C	MCS E		
1	86641-K07-940ZD	STRIPE, FR. TOP COVER						
		*TYPE3*	1	-	1	-	-----	3V
	86641-K07-940ZE	*TYPE2*	1	-	1	-	-----	3V
	86641-K07-940ZF	*TYPE1*	1	-	1	-	-----	3V
	86641-K07-940ZA	*TYPE6*	1	-	1	-	-----	V
	86641-K07-940ZB	*TYPE5*	1	-	1	-	-----	V
	86641-K07-940ZC	*TYPE4*	1	-	1	-	-----	V
	86641-K07-V00ZA	*TYPE6*	-	1	-	1		
	86641-K07-V00ZB	*TYPE5*	-	1	-	1		
	86641-K07-V00ZC	*TYPE4*	-	1	-	1		
	86641-K07-V00ZD	*TYPE3*	-	1	-	1		
	86641-K07-V00ZE	*TYPE2*	-	1	-	1		
	86641-K07-V00ZF	*TYPE1*	-	1	-	1		
2	86642-K07-940ZD	MARK (RSX)						
		*TYPE3*	1	-	1	-	-----	3V
	86642-K07-940ZE	*TYPE2*	1	-	1	-	-----	3V
	86642-K07-940ZF	*TYPE1*	1	-	1	-	-----	3V
	86642-K07-940ZA	*TYPE6*	1	-	1	-	-----	V
	86642-K07-940ZB	*TYPE5*	1	-	1	-	-----	V
	86642-K07-940ZC	*TYPE4*	1	-	1	-	-----	V
	86642-K07-V00ZA	*TYPE4*	-	1	-	1		
	86642-K07-V00ZB	*TYPE3*	-	1	-	1		
	86642-K07-V00ZC	*TYPE2*	-	1	-	1		
	86642-K07-V00ZD	*TYPE1*	-	1	-	1		
3	86643-K07-940ZE	STRIPE, R. MAIN PIPE SIDE COVER						
		*TYPE2*	1	-	1	-	-----	3V
	86643-K07-940ZF	*TYPE1*	1	-	1	-	-----	3V
	86643-K07-940ZB	*TYPE5*	1	-	1	-	-----	V

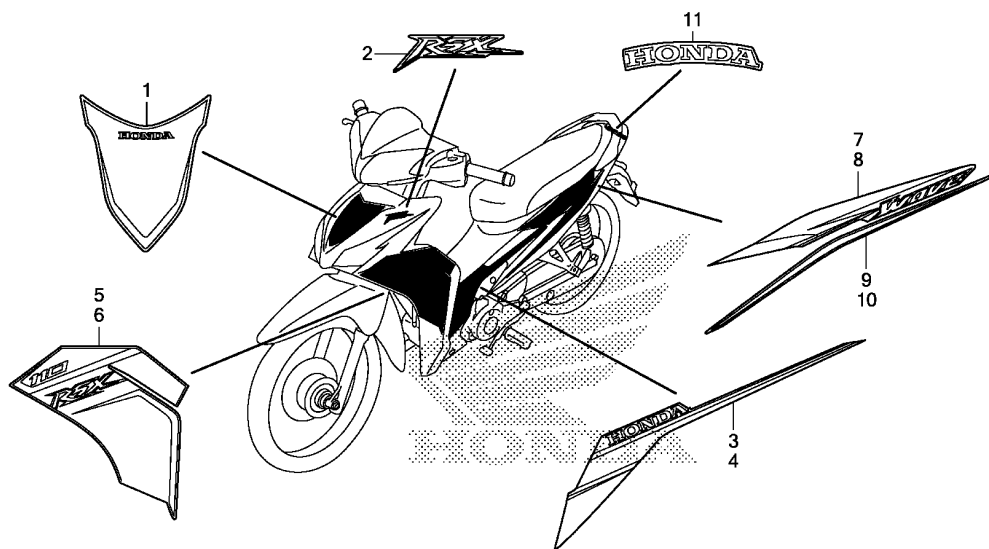
Ref. No.	Part No.	Description	Reqd. QTY				Serial No.	Parts catalogue code
			MS C	MS E	MCS C	MCS E		
(3)	86643-K07-940ZC	STRIPE, R. MAIN PIPE SIDE						
		COVER						
		*TYPE4*	1	-	1	-	-----	V
	86643-K07-940ZD	*TYPE3*	1	-	1	-	-----	V
	86643-K07-V00ZA	*TYPE6*	-	1	-	1		
	86643-K07-V00ZB	*TYPE5*	-	1	-	1		
	86643-K07-V00ZC	*TYPE4*	-	1	-	1		
	86643-K07-V00ZD	*TYPE3*	-	1	-	1		
	86643-K07-V00ZE	*TYPE2*	-	1	-	1		
	86643-K07-V00ZF	*TYPE1*	-	1	-	1		
4	86644-K07-940ZE	STRIPE, L. MAIN PIPE SIDE						
		COVER						
		*TYPE2*	1	-	1	-	-----	3V
	86644-K07-940ZF	*TYPE1*	1	-	1	-	-----	3V
	86644-K07-940ZB	*TYPE5*	1	-	1	-	-----	V
	86644-K07-940ZC	*TYPE4*	1	-	1	-	-----	V
	86644-K07-940ZD	*TYPE3*	1	-	1	-	-----	V
	86644-K07-V00ZA	*TYPE6*	-	1	-	1		
	86644-K07-V00ZB	*TYPE5*	-	1	-	1		
	86644-K07-V00ZC	*TYPE4*	-	1	-	1		
	86644-K07-V00ZD	*TYPE3*	-	1	-	1		
	86644-K07-V00ZE	*TYPE2*	-	1	-	1		
	86644-K07-V00ZF	*TYPE1*	-	1	-	1		
5	86645-K07-940ZE	STRIPE, R. LEG SHIELD						
		*TYPE2*	1	-	1	-	-----	3V
	86645-K07-940ZF	*TYPE1*	1	-	1	-	-----	3V
	86645-K07-940ZB	*TYPE5*	1	-	1	-	-----	V
	86645-K07-940ZC	*TYPE4*	1	-	1	-	-----	V
	86645-K07-940ZD	*TYPE3*	1	-	1	-	-----	V
	86645-K07-V00ZA	*TYPE6*	-	1	-	1		
	86645-K07-V00ZB	*TYPE5*	-	1	-	1		
	86645-K07-V00ZC	*TYPE4*	-	1	-	1		
	86645-K07-V00ZD	*TYPE3*	-	1	-	1		
	86645-K07-V00ZE	*TYPE2*	-	1	-	1		
	86645-K07-V00ZF	*TYPE1*	-	1	-	1		
6	86646-K07-940ZE	STRIPE, L. LEG SHIELD						
		*TYPE2*	1	-	1	-	-----	3V
	86646-K07-940ZF	*TYPE1*	1	-	1	-	-----	3V
	86646-K07-940ZB	*TYPE5*	1	-	1	-	-----	V
	86646-K07-940ZC	*TYPE4*	1	-	1	-	-----	V
	86646-K07-940ZD	*TYPE3*	1	-	1	-	-----	V
	86646-K07-V00ZA	*TYPE6*	-	1	-	1		
	86646-K07-V00ZB	*TYPE5*	-	1	-	1		
	86646-K07-V00ZC	*TYPE4*	-	1	-	1		
	86646-K07-V00ZD	*TYPE3*	-	1	-	1		
	86646-K07-V00ZE	*TYPE2*	-	1	-	1		
	86646-K07-V00ZF	*TYPE1*	-	1	-	1		
7	86647-K07-940ZD	STRIPE A, R. BODY COVER						
		*TYPE3*	1	-	1	-	-----	3V
	86647-K07-940ZE	*TYPE2*	1	-	1	-	-----	3V
	86647-K07-940ZF	*TYPE1*	1	-	1	-	-----	3V
	86647-K07-940ZA	*TYPE6*	1	-	1	-	-----	V
	86647-K07-940ZB	*TYPE5*	1	-	1	-	-----	V
	86647-K07-940ZC	*TYPE4*	1	-	1	-	-----	V
	86647-K07-V00ZA	*TYPE6*	-	1	-	1		
	86647-K07-V00ZB	*TYPE5*	-	1	-	1		
	86647-K07-V00ZC	*TYPE4*	-	1	-	1		





K07VF5000

Ref. No.	Part No.	Description	Reqd. QTY				Serial No.	Parts catalogue code
			MS C	AFP110 MS E	MCS C	MCS E		
(7)	86647-K07-V00ZD	STRIPE A, R. BODY COVER						
		*TYPE3*	-	1	-	1		
	86647-K07-V00ZE	*TYPE2*	-	1	-	1		
	86647-K07-V00ZF	*TYPE1*	-	1	-	1		
8	86648-K07-940ZD	STRIPE A, L. BODY COVER						
		*TYPE3*	1	-	1	-	-----	3V
	86648-K07-940ZE	*TYPE2*	1	-	1	-	-----	3V
	86648-K07-940ZF	*TYPE1*	1	-	1	-	-----	3V
	86648-K07-940ZA	*TYPE6*	1	-	1	-	-----	V
	86648-K07-940ZB	*TYPE5*	1	-	1	-	-----	V
	86648-K07-940ZC	*TYPE4*	1	-	1	-	-----	V
	86648-K07-V00ZA	*TYPE6*	-	1	-	1		
	86648-K07-V00ZB	*TYPE5*	-	1	-	1		
	86648-K07-V00ZC	*TYPE4*	-	1	-	1		
	86648-K07-V00ZD	*TYPE3*	-	1	-	1		
	86648-K07-V00ZE	*TYPE2*	-	1	-	1		
	86648-K07-V00ZF	*TYPE1*	-	1	-	1		
9	86649-K07-940ZD	STRIPE B, R. BODY COVER						
		*TYPE3*	1	-	1	-	-----	3V
	86649-K07-940ZE	*TYPE2*	1	-	1	-	-----	3V
	86649-K07-940ZF	*TYPE1*	1	-	1	-	-----	
	86649-K07-940ZB	*TYPE5*	1	-	1	-	-----	V
	86649-K07-940ZC	*TYPE4*	1	-	1	-	-----	V
	86649-K07-V00ZA	*TYPE6*	-	1	-	1		
	86649-K07-V00ZB	*TYPE5*	-	1	-	1		
	86649-K07-V00ZC	*TYPE4*	-	1	-	1		
	86649-K07-V00ZD	*TYPE3*	-	1	-	1		
	86649-K07-V00ZE	*TYPE2*	-	1	-	1		
	86649-K07-V00ZF	*TYPE1*	-	1	-	1		



K07VF5000

Ref. No.	Part No.	Description	Reqd. QTY				Serial No.	Parts catalogue code
			MS C	MS E	MCS C	MCS E		
10	86650-K07-940ZD	STRIPE B, L. BODY COVER						
		*TYPE3*	1	-	1	-	-----	3V
	86650-K07-940ZE	*TYPE2*	1	-	1	-	-----	3V
	86650-K07-940ZF	*TYPE1*	1	-	1	-	-----	
	86650-K07-940ZB	*TYPE5*	1	-	1	-	-----	V
	86650-K07-940ZC	*TYPE4*	1	-	1	-	-----	V
	86650-K07-V00ZA	*TYPE6*	-	1	-	1		
	86650-K07-V00ZB	*TYPE5*	-	1	-	1		
	86650-K07-V00ZC	*TYPE4*	-	1	-	1		
	86650-K07-V00ZD	*TYPE3*	-	1	-	1		
	86650-K07-V00ZE	*TYPE2*	-	1	-	1		
	86650-K07-V00ZF	*TYPE1*	-	1	-	1		
11	86101-K07-940ZA	MARK, HONDA(70MM)						
		*TYPE2*	1	1	1	1		
	86101-K07-940ZB	*TYPE1*	1	-	1	-		