

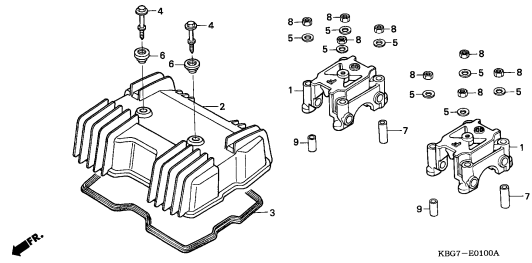
# ENGINE GROUP

C13

E-1

CYLINDER HEAD COVER

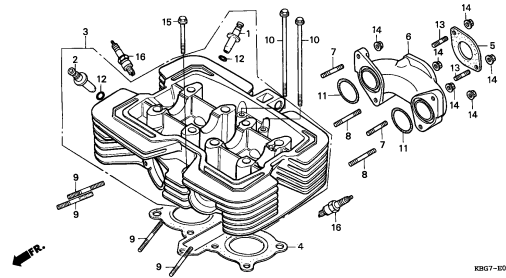
E 1



E-2

CYLINDER HEAD (CB250PT/4/5)  
(CB250W/4)

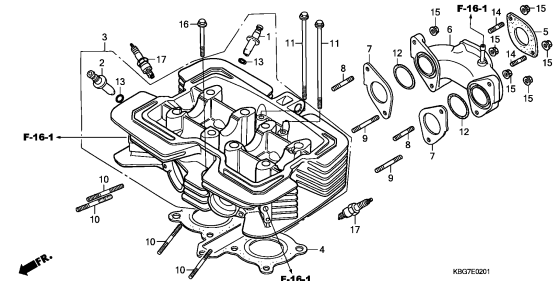
E 2



E-2-1

CYLINDER HEAD (CB250P6)

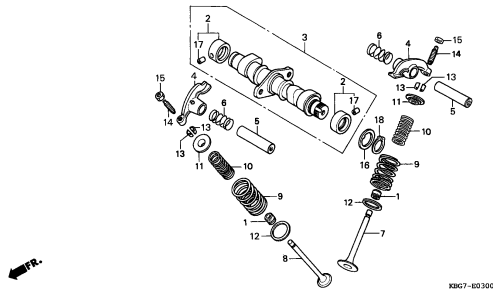
E 4



E-3

CAMSHAFT/VALVE

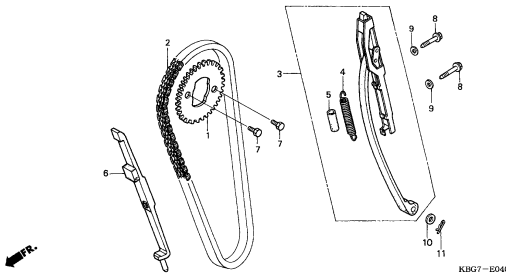
E 6



E-4

CAM CHAIN/TENSIONER

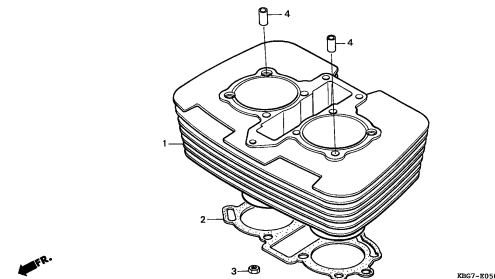
E 9



E-5

CYLINDER

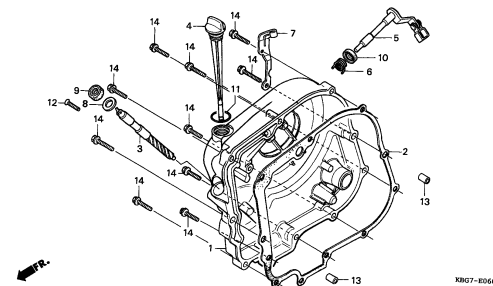
E10



E-6

RIGHT CRANKCASE COVER

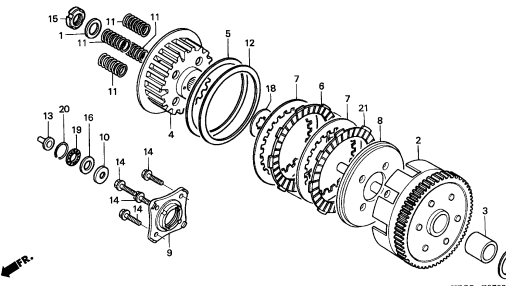
E11



E-7

CLUTCH

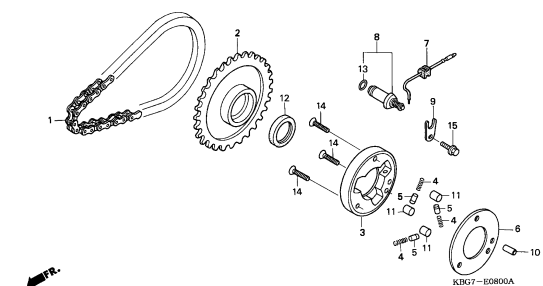
E12



E-8

STARTING CLUTCH

E14



2

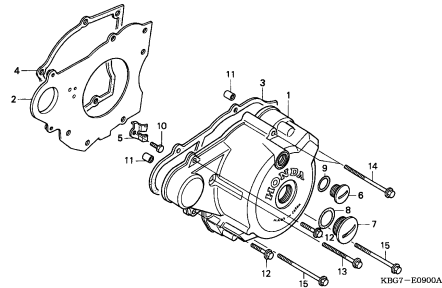
# ENGINE GROUP

**C14**

**E-9**

LEFT CRANKCASE COVER

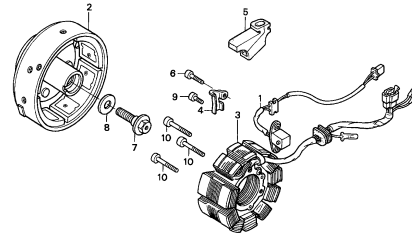
**E15**



**E-10**

GENERATOR

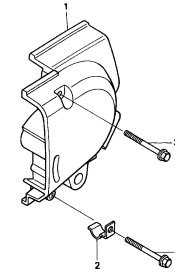
**E16**



**E-11**

LEFT REAR CRANKCASE COVER

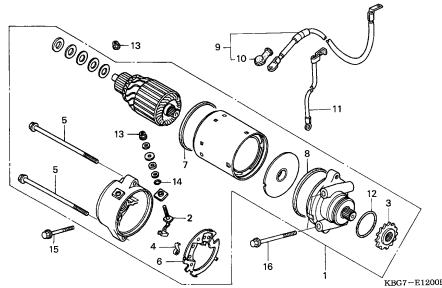
**F 1**



**E-12**

STARTING MOTOR

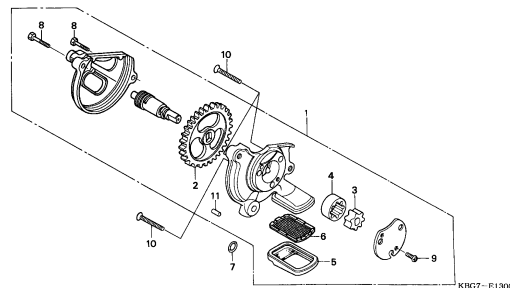
**F 2**



**E-13**

OIL PUMP

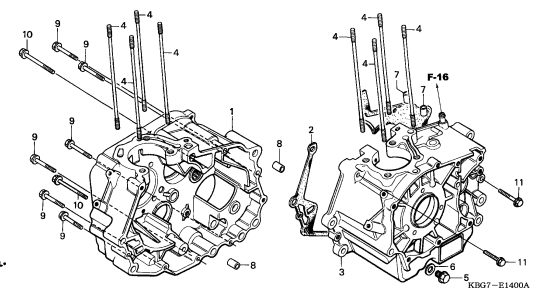
**F 3**



**E-14**

CRANKCASE

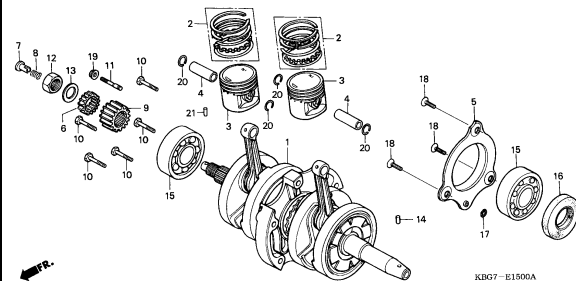
**F 4**



**E-15**

CRANKSHAFT/PISTON

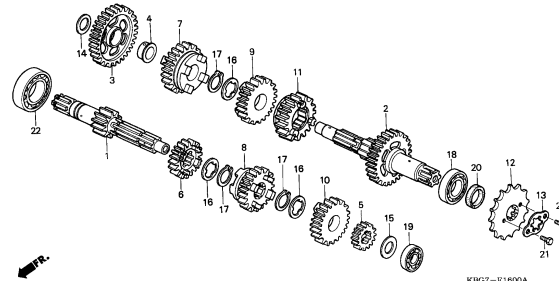
**F 5**



**E-16**

TRANSMISSION

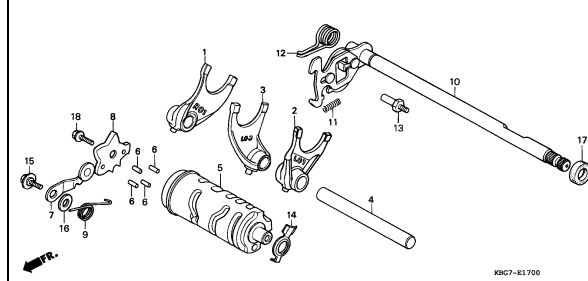
**F 7**



**E-17**

SHIFT DRUM/SHIFT FORK

**F 9**



**2**

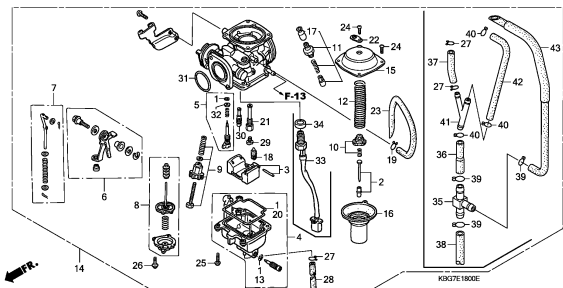
# ENGINE GROUP

C15

E-18

CARBURETOR

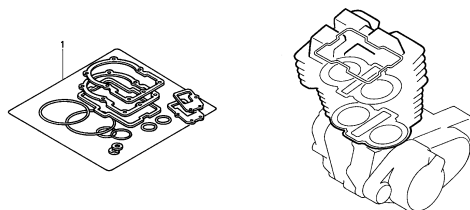
F10



EOP-1

GASKET KIT A

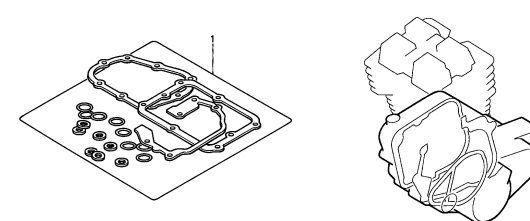
F12



EOP-2

GASKET KIT B

F13



2

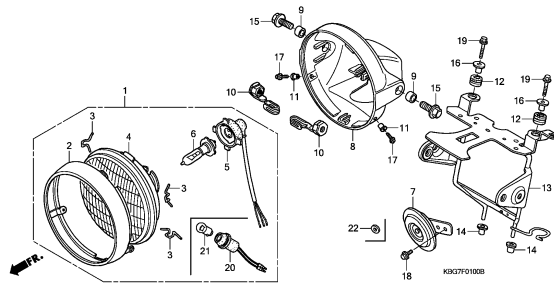
# FRAME GROUP

**C16**

**F-1**

**HEADLIGHT**

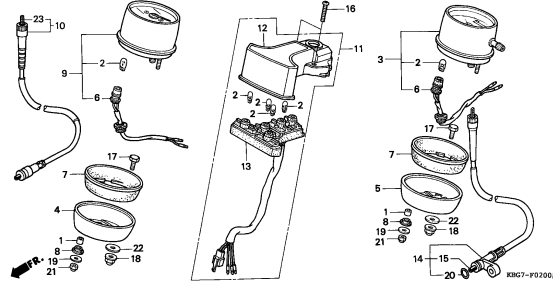
**G 1**



**F-2**

**METER**

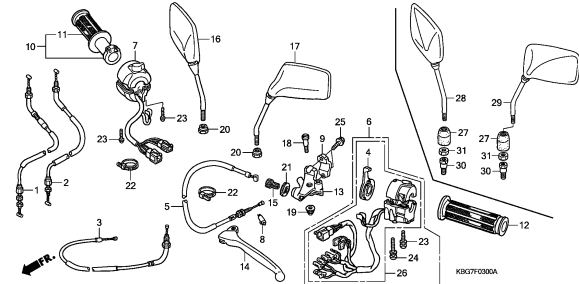
**G 3**



**F-3**

**HANDLE LEVER/SWITCH/CABLE**

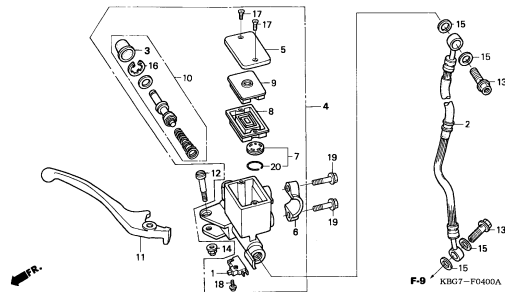
**G 5**



**F-4**

**FRONT BRAKE MASTER CYLINDER**

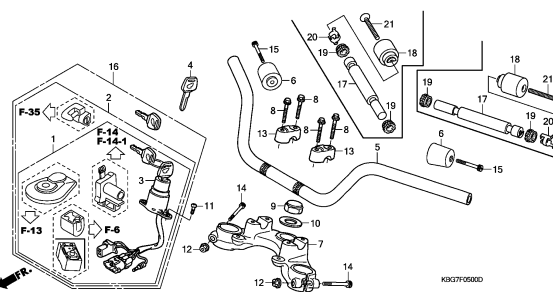
**G 7**



**F-5**

**HANDLE PIPE/TOP BRIDGE**

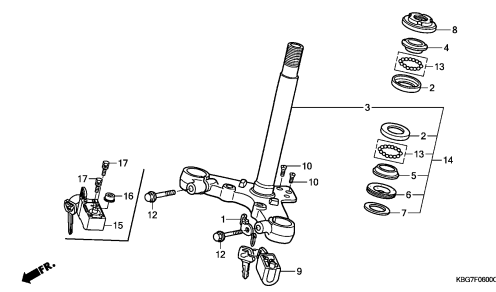
**G 8**



**F-6**

**STEERING STEM**

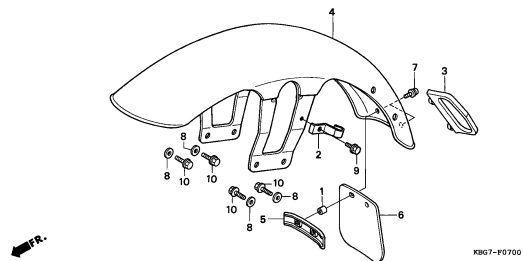
**G10**



**F-7**

**FRONT FENDER**

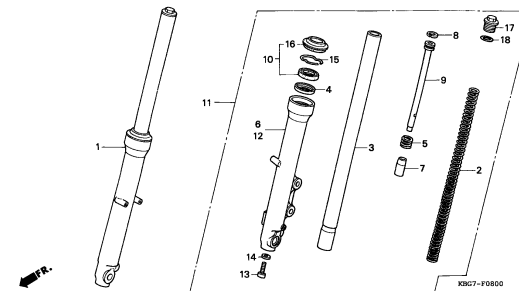
**G11**



**F-8**

**FRONT FORK**

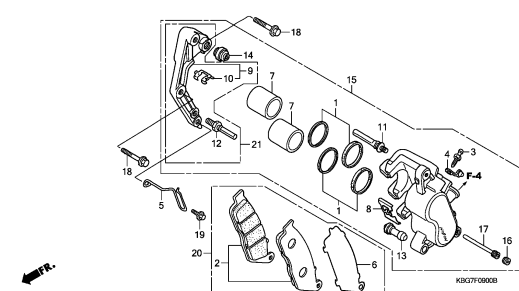
**G12**



**F-9**

**FRONT BRAKE CALIPER**

**G13**



**3**

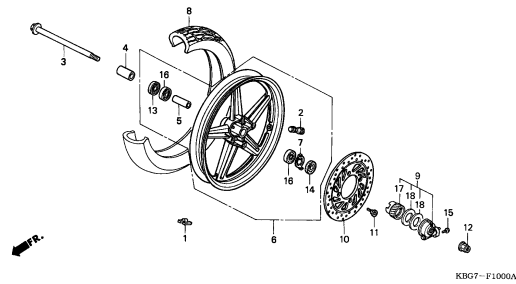
# FRAME GROUP

**D 1**

**F-10**

FRONT WHEEL

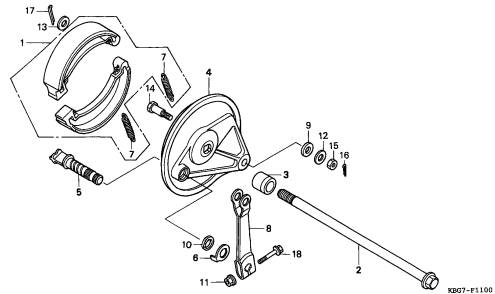
**G15**



**F-11**

REAR BRAKE PANEL

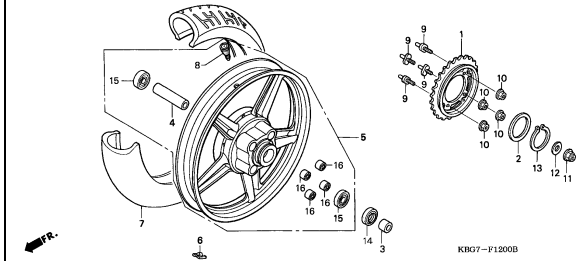
**H 1**



**F-12**

REAR WHEEL

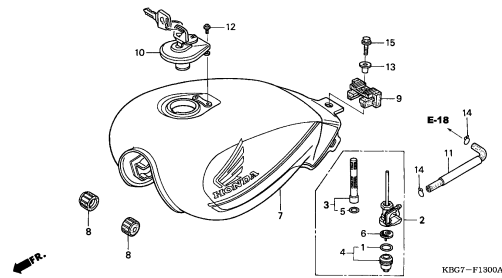
**H 2**



**F-13**

FUEL TANK

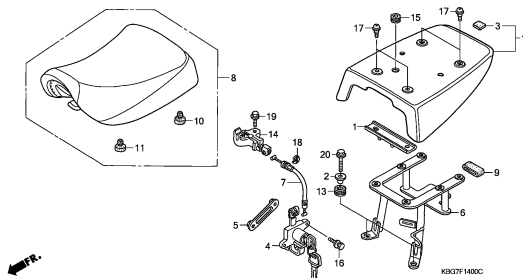
**H 4**



**F-14**

SINGLE SEAT/SINGLE SEAT COWL

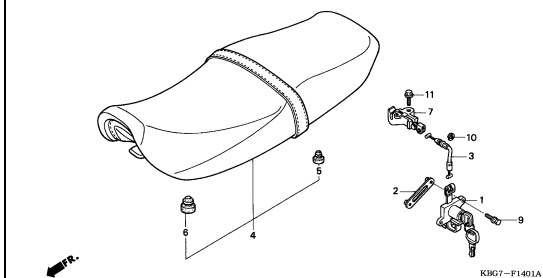
**H 5**



**F-14-1**

DOUBLE SEAT

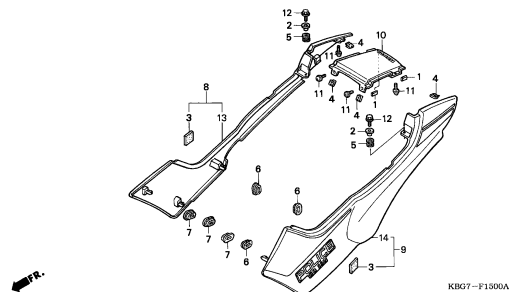
**H 7**



**F-15**

SIDE COVER

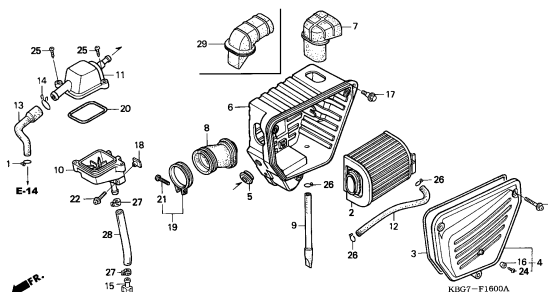
**H 8**



**F-16**

AIR CLEANER

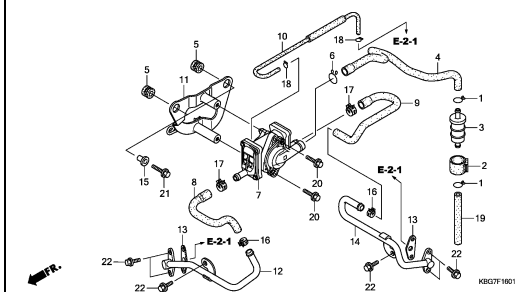
**H10**



**F-16-1**

AIR SUCTION VALVE (CB250P6)

**H12**



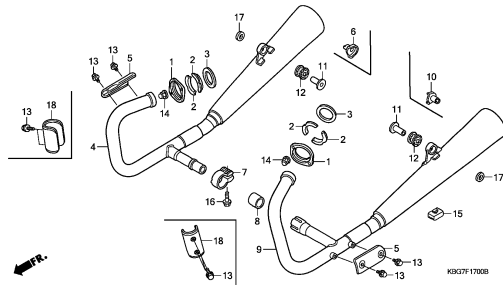
# FRAME GROUP

**D 2**

**F-17**

**EXHAUST MUFFLER**

**H13**

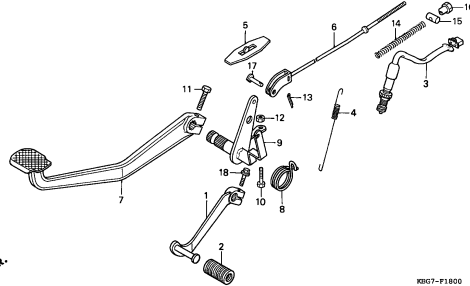


KBG7-F1700B

**F-18**

**PEDAL**

**H15**

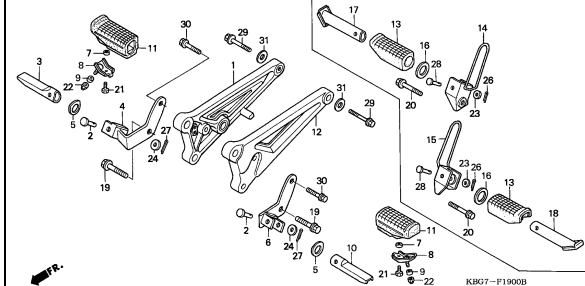


KBG7-F1800

**F-19**

**STEP**

**H16**

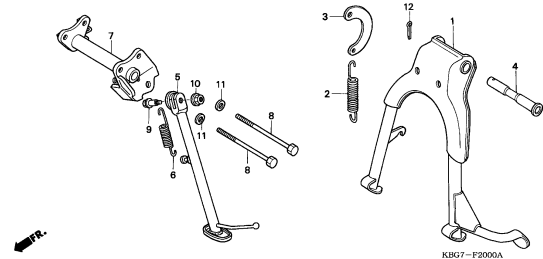


KBG7-F1900B

**F-20**

**STAND**

**I 2**

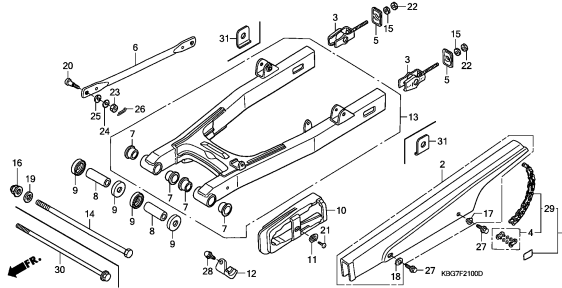


KBG7-F2000A

**F-21**

**SWINGARM/CHAIN CASE**

**I 3**

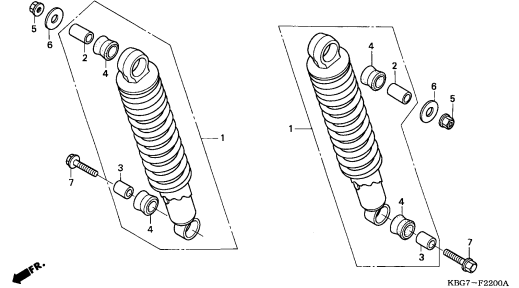


KBG7-F2100D

**F-22**

**REAR CUSHION**

**I 5**

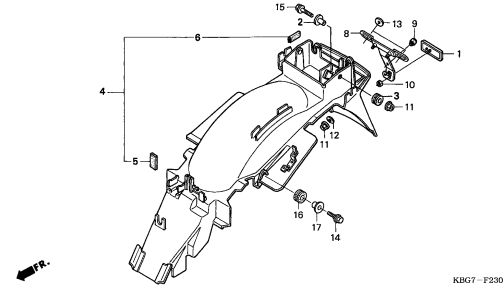


KBG7-F2200A

**F-23**

**REAR FENDER**

**I 6**

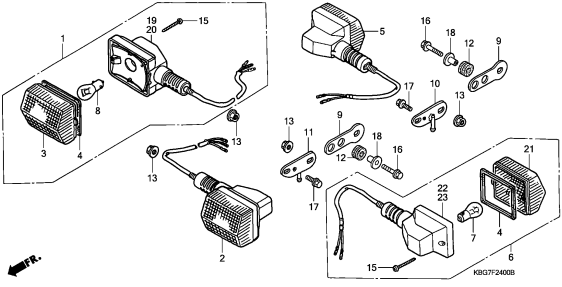


KBG7-F2300B

**F-24**

**WINKER**

**I 7**

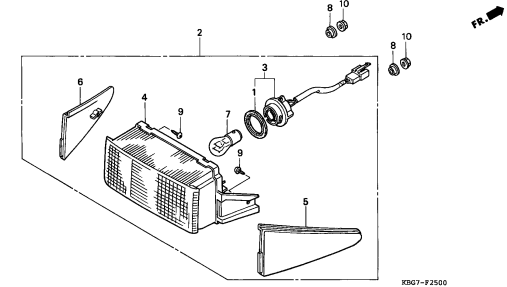


KBG7-F2400B

**F-25**

**TAILLIGHT**

**I 9**



KBG7-F2500

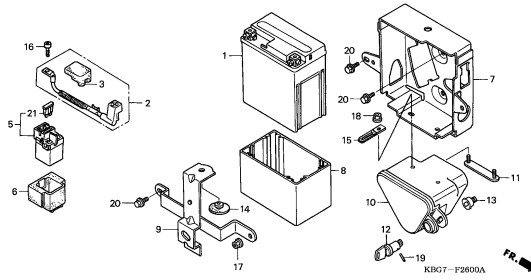
# FRAME GROUP

**D 3**

**F-26**

**BATTERY**

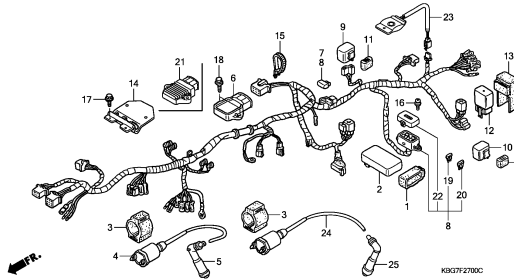
**I10**



**F-27**

**WIRE HARNESS/IGNITION COIL**

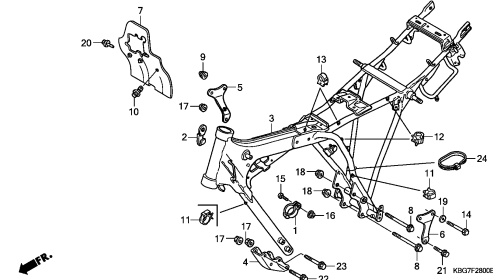
**I11**



**F-28**

**FRAME BODY**

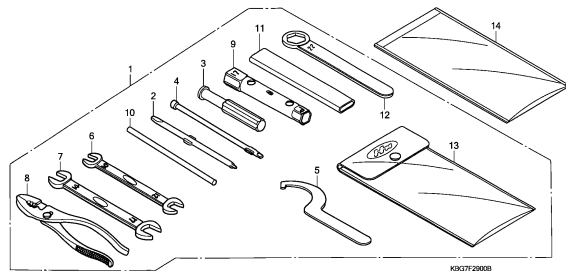
**I13**



**F-29**

**TOOLS**

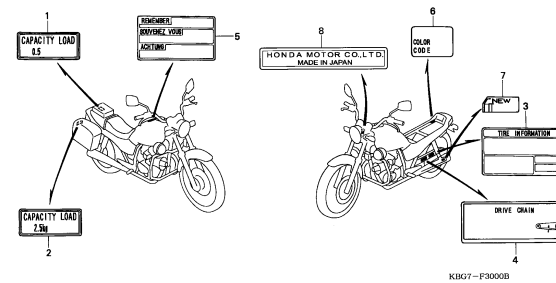
**I15**



**F-30**

**CAUTION LABEL**

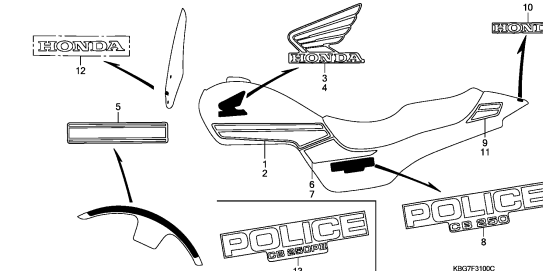
**I16**



**F-31**

**STRIPE/MARK(1)**

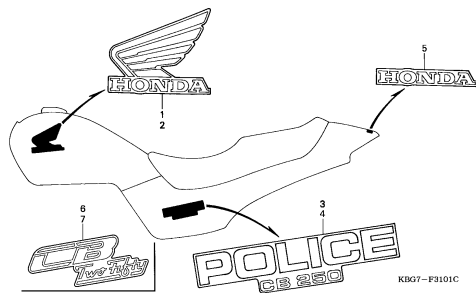
**J 1**



**F-31-1**

**STRIPE/MARK(2)**

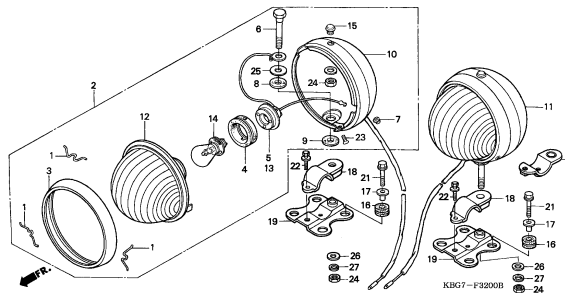
**J 3**



**F-32**

**PATROL LIGHT**

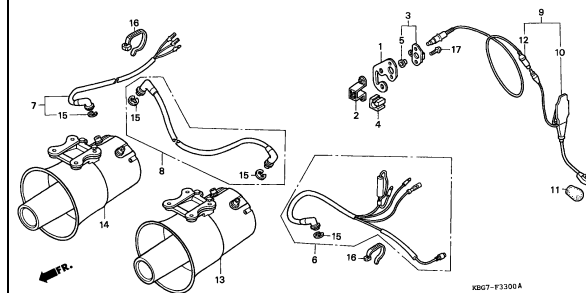
**J 4**



**F-33**

**AMPLIFIER/SPEAKER/MICROPHONE**

**J 7**



**3**

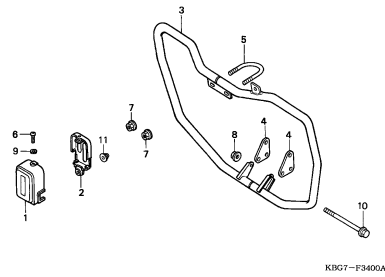
# FRAME GROUP

**D 4**

**F-34**

ENGINE GUARD

**J 9**

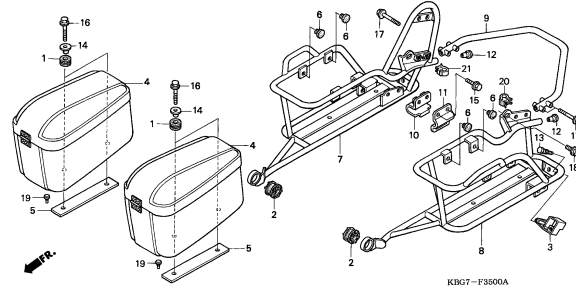


KBG7-F3400A

**F-35**

SIDE BOX

**J10**

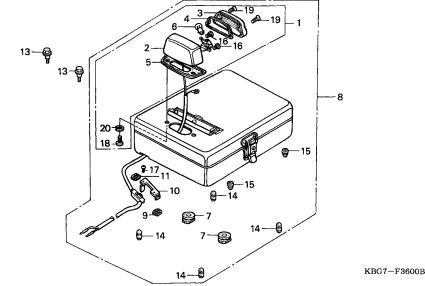


KBG7-F3500A

**F-36**

BRIEF BOX

**J12**

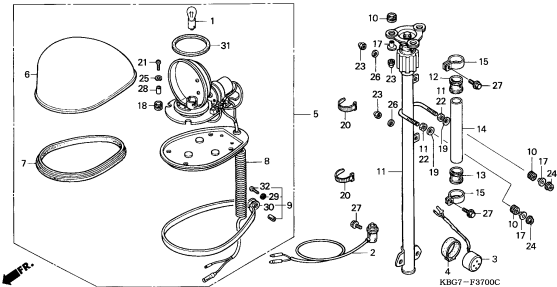


KBG7-F3600B

**F-37**

ROTARY BEAM

**J14**

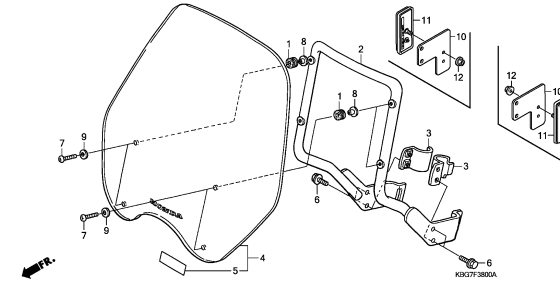


KBG7-F3700C

**F-38**

WINDSHIELD

**K 1**

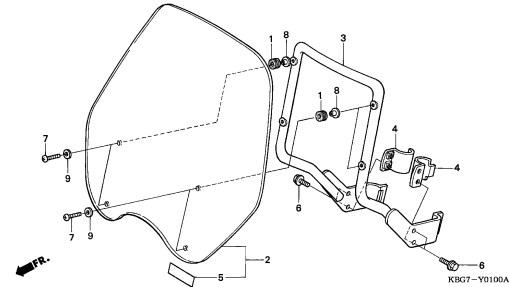


KBG7-3800A

**FOP-1**

WINDSHIELD

**K 2**



KBG7-Y0100A

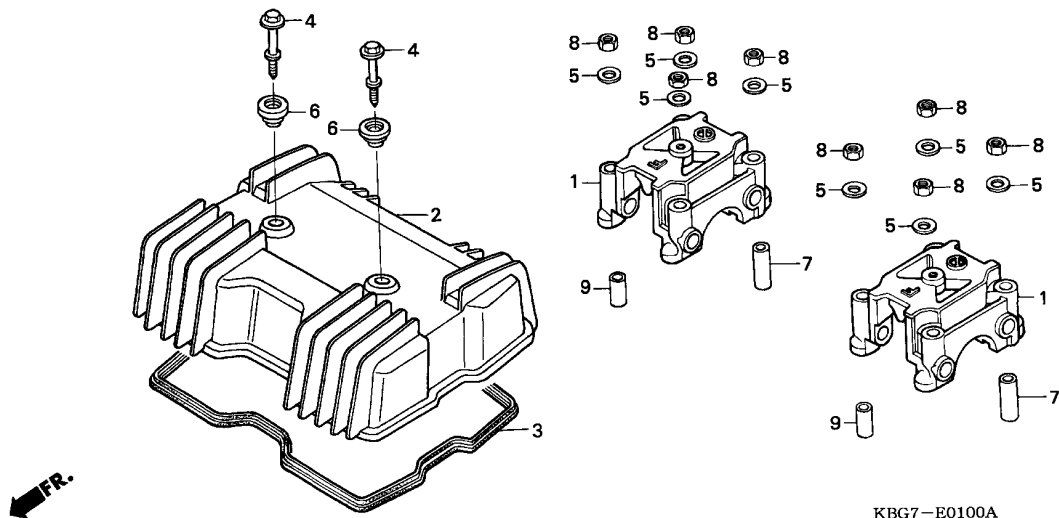
**3**



E-1

CYLINDER HEAD COVER

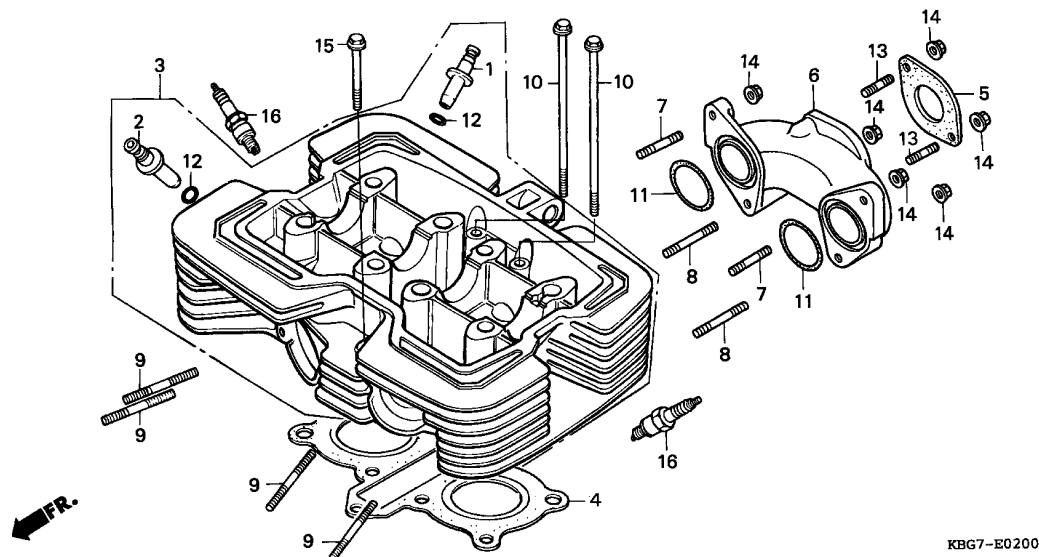
E 1



Ref. No.	L.O.N.	(Relative ref. Number) Description	F.R.T.
1	1111B4	HOLDER, CAMSHAFT ..... .NOTE: Same time for two units	1.0
2	1111C4	COVER, CYLINDER HEAD .....	0.3
3	1111D2	GASKET, CYLINDER HEAD COVER ..	0.3

Ref. No.	Part No.	Description	Reqd. QTY						Serial No.	Parts catalogue code
			CB250P T	CB250 W	4	4	CB250P 5	6		
1	12231-399-010	HOLDER, CAMSHAFT .....	2	2	2	2	2	2		
2	12311-KB4-700	COVER, CYLINDER HEAD .....	1	1	1	1	1	1		
3	12391-KB4-670	PACKING, HEAD COVER .....	1	1	1	1	1	1		
4	90036-KB4-670	BOLT, FLANGE, 6X33 .....	2	2	2	2	2	2		
5	90483-028-000	WASHER, 8MM .....	8	8	8	8	8	8		
6	90541-371-000	RUBBER, MOUNTING .....	2	2	2	2	2	2		
7	90701-399-000	DOWEL PIN, 10X28 .....	2	2	2	2	2	2		
8	94001-08000-0S	NUT, HEX., 8MM .....	8	8	8	8	8	8		
9	94301-10160	DOWEL PIN, 10X16 .....	2	2	2	2	2	2		

2

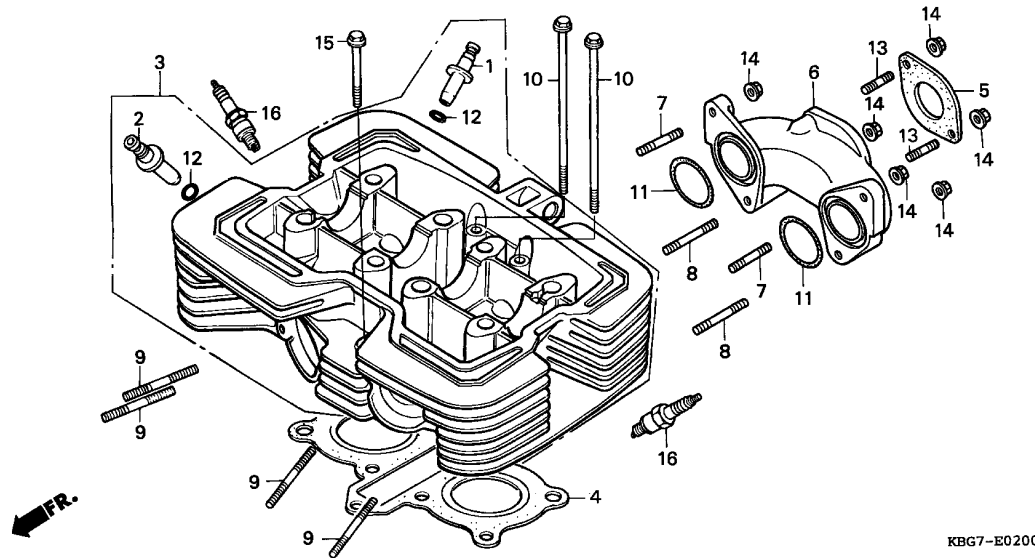


KBG7-E0200

Ref. No.	L.O.N.	(Relative ref. Number) Description	F.R.T.
1		(12)	
1111L9		GUIDE, INTAKE VALVE(ONE) ..... .INCLUDES: Engine removal and installation	4.1
1111L9A		.INCLUDES: Reaming .Replace all intake valve guide add .....	0.3
1111M9		GUIDE, VALVE :FOR 1 VEHICLE .. .INCLUDES: Engine removal and installation	5.0
		.INCLUDES: Reaming	
2		(12)	
1111M0		GUIDE, EXHAUST VALVE(ONE) .... .INCLUDES: Engine removal and installation	4.1
		.INCLUDES: Reaming	
1111MOA		.Replace all exhaust valve guide add .....	0.3
1111M9		GUIDE, VALVE :FOR 1 VEHICLE .. .INCLUDES: Engine removal and installation	5.0
		.INCLUDES: Reaming	
3		111106 HEAD, CYLINDER .....	5.0
		.INCLUDES: Engine removal and installation	
+			

Ref. No.	Part No.	Description	Reqd. QTY						Serial No.	Parts catalogue code
			CB250P T	CB250 W	4	4	CB250P 5	6		
1	12021-149-300	GUIDE, IN. VALVE (OS) .....	2	2	2	2	2	-		
2	12023-465-830	GUIDE, EX. VALVE (OS) .....	2	2	2	2	2	-		
3	12200-KBG-671	HEAD COMP., CYLINDER .....	1	1	1	1	1	-		
4	12251-KBG-671	GASKET, CYLINDER HEAD .....	1	1	1	1	1	-		
5	16229-KBG-770	GASKET, CARBURETOR INSULATOR	1	1	1	1	1	-		
6	17111-KBG-770	MANIFOLD, INTAKE .....	1	1	1	1	1	-		
7	90033-399-000	BOLT, STUD, 6X32 .....	2	2	2	2	2	-		
8	90034-KBG-670	BOLT, STUD, 6X40 .....	2	2	2	2	2	-		
9	90036-KBG-670	BOLT, STUD, 6X29 .....	4	4	4	4	4	-		
10	90048-KB4-670	BOLT, FLANGE, 6X145 .....	2	2	2	2	2	-		
11	91301-KR3-003	O-RING, 25.5X2.5(ARAI) .....	2	2	2	2	2	-		
12	91301-200-000	O-RING, 10X1.6 .....	4	4	4	4	4	-		
13	92900-06018-0E	BOLT, STUD, 6X18 .....	2	2	2	2	2	-		
14	94050-06000	NUT, FLANGE, 6MM .....	6	6	6	6	6	-		
15	95701-06065-00	BOLT, FLANGE, 6X65 .....	1	1	1	1	1	-		
16	98056-56718	PLUG, SPARK (CR6HSA)(NGK) ...	2	2	2	2	2	-		
	98056-56726	PLUG, SPARK (U20FSR-U)(DENSO)	2	2	2	2	2	-		
	98056-55718	PLUG, SPARK (CR5HSA)(NGK) ...	(2)	(2)	(2)	(2)	(2)	-		
	98056-55726	PLUG, SPARK (U16FSR-U)(DENSO)	(2)	(2)	(2)	(2)	(2)	-		
	98056-57718	PLUG, SPARK (CR7HSA)(NGK) ...	(2)	(2)	(2)	(2)	(2)	-		
	98056-57726	PLUG, SPARK (U22FSR-U)(DENSO)	(2)	(2)	(2)	(2)	(2)	-		

CYLINDER HEAD (CB250PT/4/5)(CB250W/4)



KBG7-E0200

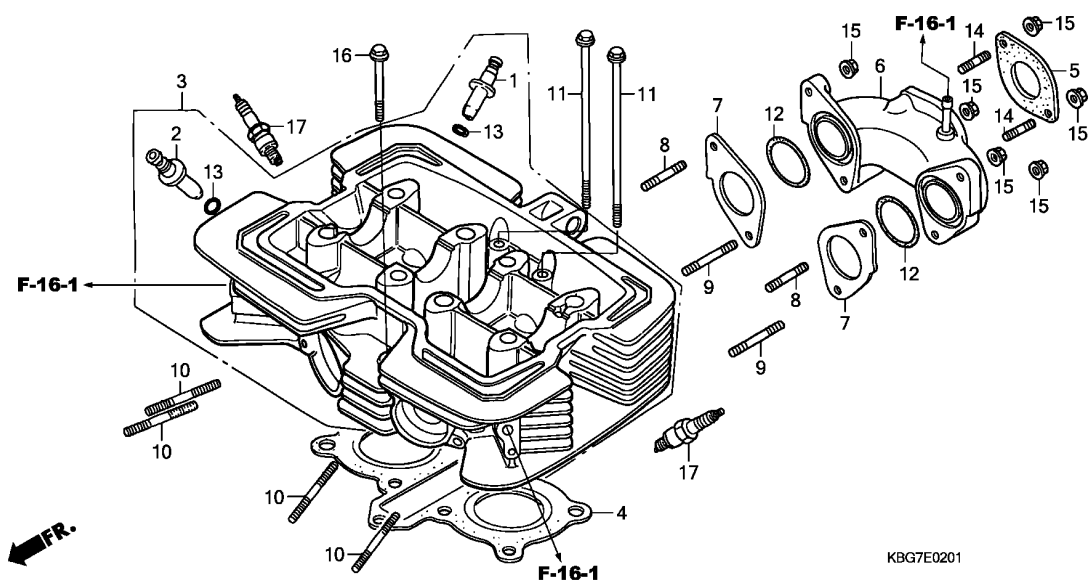
Ref. No.	L.O.N.	(Relative ref. Number) Description	F.R.T.
+ 3		.INCLUDES: Valve clearance adjustment and reface	
4	111115	GASKET, CYLINDER HEAD ..... .INCLUDES: Engine removal and installation	3.3
6	111107	MANIFOLD, INTAKE .....	0.6
16	614130	PLUG, SPARK .....	0.1
	6141B2	PLUG, SPARK :FOR 1 VEHICLE ...	0.1



E-2-1

CYLINDER HEAD (CB250P6)

E 4



Ref. No.	L.O.N.	(Relative ref. Number) Description	F.R.T.
1		(13)	
1111L9		GUIDE, INTAKE VALVE(ONE) ..... .INCLUDES: Engine removal and installation	4.1
1111L9A		.INCLUDES: Reaming .Replace all intake valve guide add .....	0.3
1111M9		GUIDE, VALVE :FOR 1 VEHICLE .. .INCLUDES: Engine removal and installation	5.0
		.INCLUDES: Reaming	
2		(13)	
1111M0		GUIDE, EXHAUST VALVE(ONE) .... .INCLUDES: Engine removal and installation	4.1
		.INCLUDES: Reaming	
1111MOA		.Replace all exhaust valve guide add .....	0.3
1111M9		GUIDE, VALVE :FOR 1 VEHICLE .. .INCLUDES: Engine removal and installation	5.0
		.INCLUDES: Reaming	
3	111106	HEAD, CYLINDER .....	5.0
		.INCLUDES: Engine removal and installation	
+			

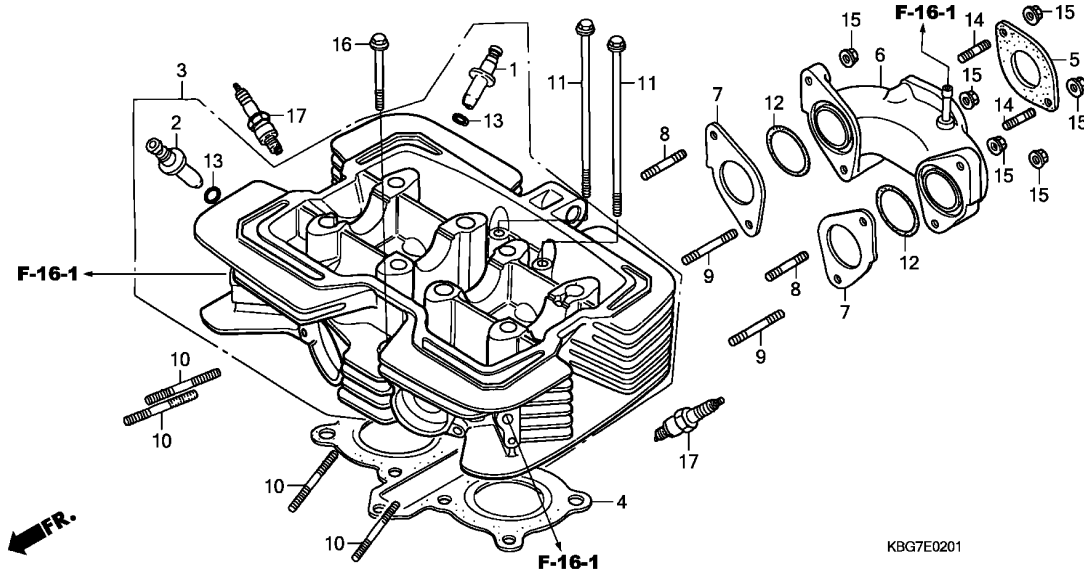
Ref. No.	Part No.	Description	Reqd. QTY				Serial No.	Parts catalogue code
			CB250P T	CB250 W	4	4		
1	12021-149-300	GUIDE, IN. VALVE (OS) .....	-	-	-	-	2	
2	12023-465-830	GUIDE, EX. VALVE (OS) .....	-	-	-	-	2	
3	12200-KPJ-C10	HEAD COMP., CYLINDER .....	-	-	-	-	1	
4	12251-KBG-671	GASKET, CYLINDER HEAD .....	-	-	-	-	1	
5	16229-KBG-770	GASKET, CARBURETOR INSULATOR	-	-	-	-	1	
6	17110-KPJ-C10	MANIFOLD COMP., INTAKE .....	-	-	-	-	1	
7	17112-KPJ-C10	GASKET, INTAKE MANIFOLD .....	-	-	-	-	2	
8	90033-399-000	BOLT, STUD, 6X32 .....	-	-	-	-	2	
9	90034-KBG-670	BOLT, STUD, 6X40 .....	-	-	-	-	2	
10	90036-KBG-670	BOLT, STUD, 6X29 .....	-	-	-	-	4	
11	90048-KB4-670	BOLT, FLANGE, 6X145 .....	-	-	-	-	2	
12	91301-KR3-003	O-RING, 25.5X2.5 (ARAI) .....	-	-	-	-	2	
13	91301-200-000	O-RING, 10X1.6 .....	-	-	-	-	4	
14	92900-06018-0E	BOLT, STUD, 6X18 .....	-	-	-	-	2	
15	94050-06000	NUT, FLANGE, 6MM .....	-	-	-	-	6	
16	95701-06065-00	BOLT, FLANGE, 6X65 .....	-	-	-	-	1	
17	98056-56718	PLUG, SPARK (CR6HSA) (NGK) ...	-	-	-	-	2	
	98056-56726	PLUG, SPARK (U20FSR-U) (DENSO)	-	-	-	-	2	
	98056-55718	PLUG, SPARK (CR5HSA) (NGK) ...	-	-	-	-	(2)	
	98056-55726	PLUG, SPARK (U16FSR-U) (DENSO)	-	-	-	-	(2)	
	98056-57718	PLUG, SPARK (CR7HSA) (NGK) ...	-	-	-	-	(2)	
	98056-57726	PLUG, SPARK (U22FSR-U) (DENSO)	-	-	-	-	(2)	

2

# E-2-1

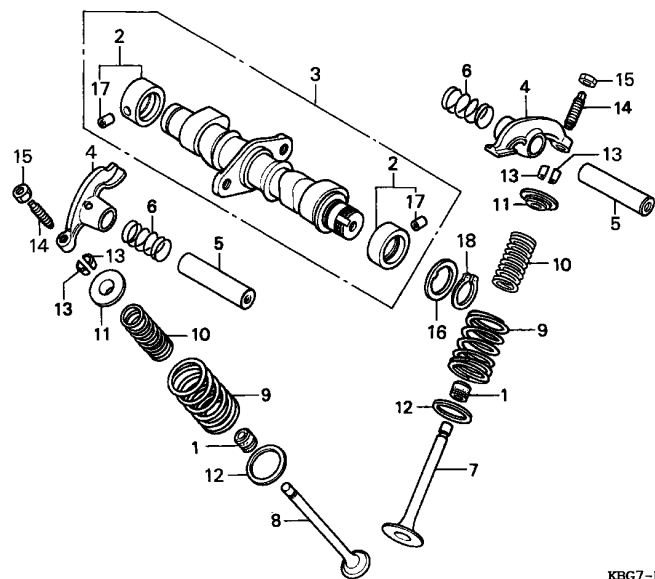
# CYLINDER HEAD (CB250P6)

**E 5**



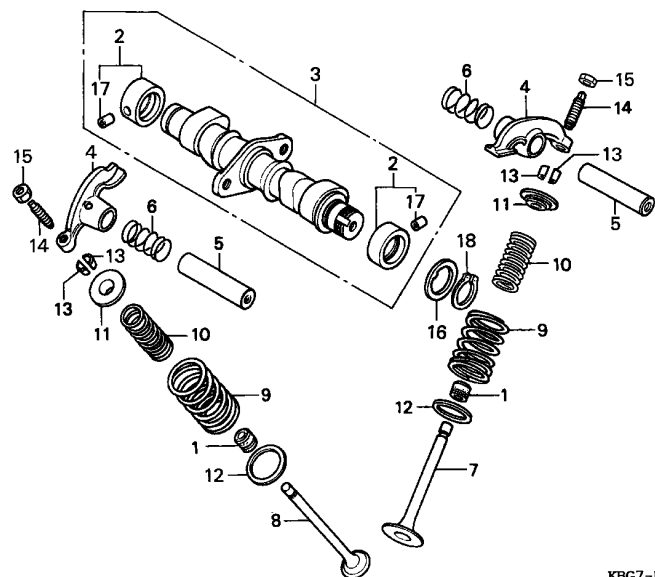
Ref. No.	L.O.N.	(Relative ref. Number) Description	F.R.T.
+ 3		.INCLUDES: Valve clearance adjustment and reface	
4	111115	GASKET, CYLINDER HEAD ..... .INCLUDES: Engine removal and installation	3.3
6	111107	MANIFOLD, INTAKE .....	0.6
17	614130	PLUG, SPARK .....	0.1
	6141B2	PLUG, SPARK :FOR 1 VEHICLE ...	0.1

**2**



Ref. No.	L.O.N.	(Relative ref. Number) Description	F.R.T.
3	111118	CAMSHAFT ..... .INCLUDES: Valve clearance adjustment	1.1
4	1111K8	ARM, INTAKE VALVE ROCKER(ONE) ..... .INCLUDES: Valve clearance adjustment	0.7
	1111K8A	.Replace all intake rocker arm add .....	0.1
	1111K9	ARM, EXHAUST VALVE ROCKER(ONE) ..... .INCLUDES: Valve clearance adjustment	0.7
	1111K9A	.Replace all exhaust rocker arm add .....	0.1
	1111L8	ARM, VALVE ROCKER :FOR 1 VEHICLE ..... .INCLUDES: Valve clearance adjustment	0.9
7	1111N0	VALVE, INTAKE(ONE) ..... .INCLUDES: Engine removal and installation .INCLUDES: Refacing .EXCLUDES: Valve guide replacement	3.6
+	1111NOA	.Replace all intake valve add	0.2

Ref. No.	Part No.	Description	Reqd. QTY						Serial No.	Parts catalogue code
			CB250P T	CB250 W	4	4	CB250P 5	6		
1	12208-413-003	SEAL, VALVE STEM (ARAI) .....	4	4	4	4	4	4		
2	12234-399-010	BUSH COMP., CAMSHAFT .....	2	2	2	2	2	2		
3	14100-KR3-600	CAMSHAFT ASSY. ....	1	1	1	1	1	1		
4	14431-116-010	ARM, VALVE ROCKER .....	4	4	4	4	4	4		
5	14451-399-000	SHAFT, VALVE ROCKER ARM .....	4	4	4	4	4	4		
6	14461-KC2-680	SPRING, ROCKER ARM SIDE .....	4	4	4	4	4	4		
7	14711-KC1-920	VALVE, IN. ....	2	2	2	2	2	2		
8	14721-KC1-920	VALVE, EX. ....	2	2	2	2	2	2		
9	14751-KR3-005	SPRING, VALVE OUTER (NIPPON HATSUJO) .....	4	4	4	4	4	4		
10	14761-399-005	SPRING, VALVE INNER (NIPPON HATSUJO) .....	4	4	4	4	4	4		
11	14771-107-020	RETAINER, VALVE SPRING .....	4	4	4	4	4	4		
12	14775-107-000	SEAT, VALVE SPRING OUTER .....	4	4	4	4	4	4		
13	14781-107-003	COTTER, VALVE (SANKO) .....	8	8	8	8	8	8		
14	90012-333-000	SCREW, TAPPET ADJUSTING .....	4	4	4	4	4	4		
15	90206-001-000	NUT, TAPPET ADJUSTING .....	4	4	4	4	4	4		
16	90402-399-000	WASHER, THRUST, 20MM .....	1	1	1	1	1	1		
17	90702-399-010	DOWEL PIN, 5X5.5 .....	2	2	2	2	2	2		
18	94510-20000	CIRCLIP, EXTERNAL, 20MM .....	1	1	1	1	1	1		

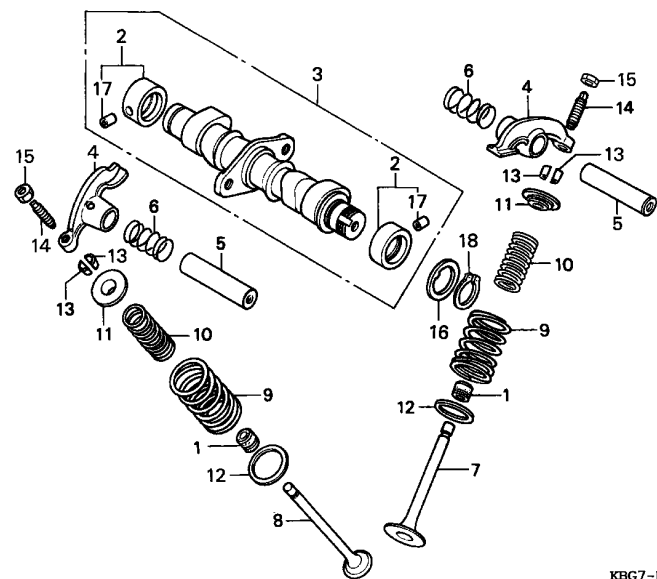


FR.

KBG7-E0300

Ref. No.	L.O.N.	(Relative ref. Number) Description	F.R.T.
+ 7	1111P0	VALVE :FOR 1 VEHICLE ..... .INCLUDES: Engine removal and installation .INCLUDES: Refacing .EXCLUDES: Valve guide replacement	4.2
8	1111N1	VALVE, EXHAUST(ONE) ..... .INCLUDES: Engine removal and installation .INCLUDES: Refacing .EXCLUDES: Valve guide replacement	3.6
	1111N1A	.Replace all exhaust valve add	0.2
	1111P0	VALVE :FOR 1 VEHICLE ..... .INCLUDES: Engine removal and installation .INCLUDES: Refacing .EXCLUDES: Valve guide replacement	4.2
9	1111P2	(1,10,11,12,13) SPRING AND/OR STEM SEAL, INTAKE VALVE(ONE) ..... .INCLUDES: Engine removal and installation	3.4
+	1111P2A	.Replace all intake spring add	0.1

2

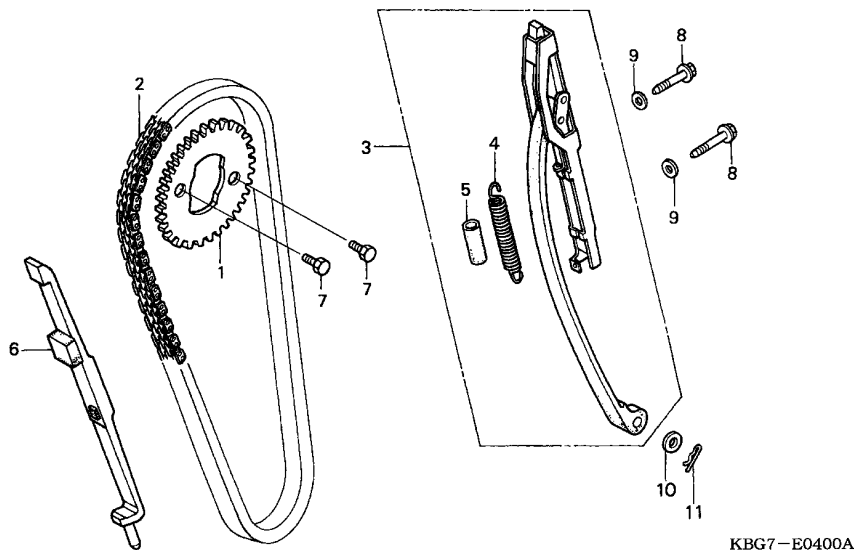


FR.

KBG7-E0300

Ref. No.	L.O.N.	(Relative ref. Number) Description	F.R.T.
+ 9	1111P3	SPRING AND/OR STEM SEAL, EXHAUST VALVE(ONE) ..... .INCLUDES: Engine removal and installation	3.4
	1111P3A	.Replace all exhaust spring add .....	0.1
	1111Q2	SPRING AND/OR STEM SEAL, VALVE :FOR 1 VEHICLE ..... .INCLUDES: Engine removal and installation	3.7

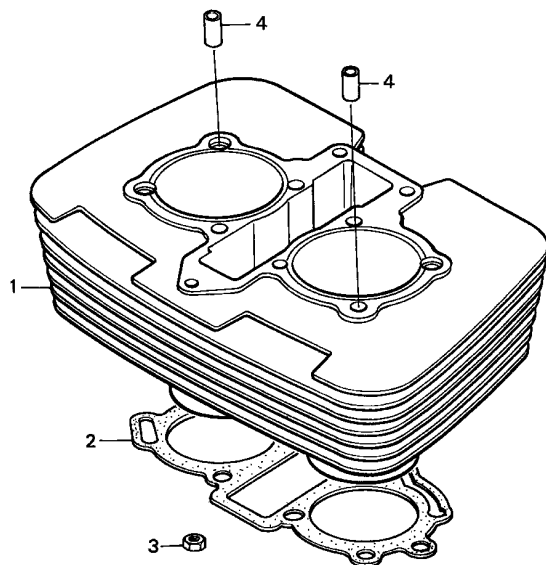




Ref. No.	L.O.N.	(Relative ref. Number) Description	F.R.T.
1	1111Q4	SPROCKET, CAM .....	0.8
2	110140	CHAIN, CAM .....	5.7
		.INCLUDES: Engine removal and installation	
3	111130	TENSIONER, CAM CHAIN .....	5.7
		.INCLUDES: Engine removal and installation	
6	111139	GUIDE, CAM CHAIN .....	3.3
		.INCLUDES: Engine removal and installation	

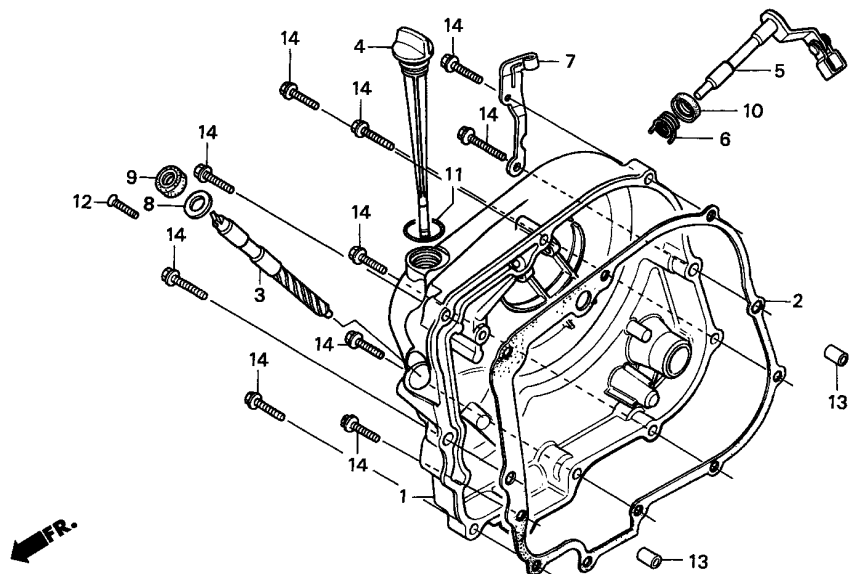
Ref. No.	Part No.	Description	Reqd. QTY						Serial No.	Parts catalogue code
			CB250P T	CB250 W	4	4	CB250P 5	6		
1	14321-KB4-671	SPROCKET, CAM (38T) .....	1	1	1	1	1	1		
2	14401-KBG-671	CHAIN, CAM (98L) .....	1	1	1	1	1	1		
3	14500-KB4-670	TENSIONER COMP., CAM CHAIN ..	1	1	1	1	1	1		
4	14516-KB4-670	SPRING, CAM CHAIN TENSIONER ..	1	1	1	1	1	1		
5	14539-KB4-670	TUBE, TENSIONER SPRING .....	1	1	1	1	1	1		
6	14550-KB4-671	GUIDE, CAM CHAIN .....	1	1	1	1	1	1		
7	90086-413-000	BOLT, HEX. KNOCK, 7X13 .....	2	2	2	2	2	2		
8	90125-KB4-670	BOLT, SPECIAL, 6MM .....	2	2	2	2	2	2		
9	90441-706-000	WASHER, SEALING, 6MM .....	2	2	2	2	2	2		
10	90444-611-920	WASHER A, TACHOMETER .....	1	1	1	1	1	1		
11	94251-06000	PIN, LOCK, 6MM .....	1	1	1	1	1	1		





Ref. No.	L.O.N.	(Relative ref. Number) Description	F.R.T.
1	1111A5	CYLINDER ..... .INCLUDES: Engine removal and installation	3.8
2	111102	GASKET, CYLINDER ..... .INCLUDES: Engine removal and installation	3.6

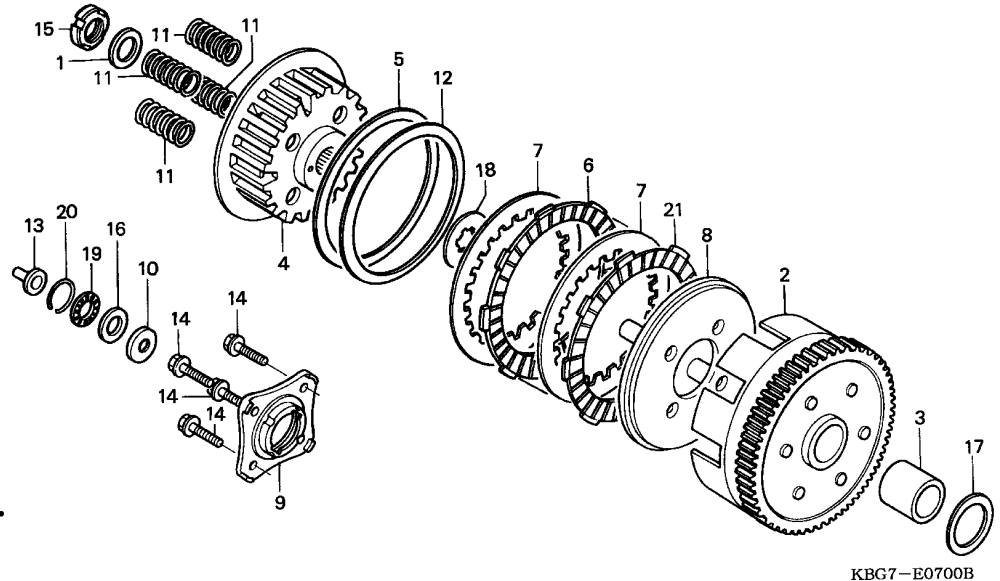
Ref. No.	Part No.	Description	Reqd. QTY						Serial No.	Parts catalogue code
			CB250P T	CB250 W	4	4	CB250P 5	6		
1	12100-KBG-671	CYLINDER COMP. ....	1	1	1	1	1	1		
2	12191-KBG-770	GASKET, CYLINDER ....	1	1	1	1	1	1		
3	94001-06000-0S	NUT, HEX., 6MM .....	1	1	1	1	1	1		
4	94301-10160	DOWEL PIN, 10X16 .....	2	2	2	2	2	2		



Ref. No.	L.O.N.	(Relative ref. Number) Description	F.R.T.
1	110159	COVER, CRANKCASE :RIGHT .....	0.8
2	110158	GASKET, CRANKCASE COVER :RIGHT (8)	0.6
3	1101K4	GEAR, TACHOMETER .....	0.7
5	2121A7	LEVER, CLUTCH .....	0.7

Ref. No.	Part No.	Description	Reqd. QTY						Serial No.	Parts catalogue code
			CB250P T	CB250 W	4	4	CB250P 5	6		
1	11330-KBG-770	COVER, R. CRANKCASE .....	1	1	1	1	1	1		
2	11393-KBG-771	GASKET, R. CRANKCASE COVER ..	1	1	1	1	1	1		
3	12431-KB4-700	GEAR, TACHOMETER .....	1	1	1	1	1	1		
4	15650-KB4-670	GAUGE, OIL LEVEL .....	1	1	1	1	1	1		
5	22810-KR3-600	LEVER COMP., CLUTCH .....	1	1	1	1	1	1		
6	22815-KE1-000	SPRING, CLUTCH LEVER .....	1	1	1	1	1	1		
7	22838-KR3-600	RECEIVER, CLUTCH CABLE .....	1	1	1	1	1	1		
8	90458-324-010	WASHER, THRUST, 6.7MM .....	1	1	1	1	1	1		
9	91201-324-023	OIL SEAL, 6.5X14.5X7 (ARAI) ..	1	1	1	1	1	1		
10	91204-KK0-003	OIL SEAL, 12X18X5 (ARAI) .....	1	1	1	1	1	1		
11	91307-035-000	O-RING, 18X3 .....	1	1	1	1	1	1		
12	93700-05025-0A	SCREW, OVAL, 5X25 .....	1	1	1	1	1	1		
13	94301-08140	DOWEL PIN, 8X14 .....	2	2	2	2	2	2		
14	96001-06040-00	BOLT, FLANGE, 6X40 .....	10	10	10	10	10	10		

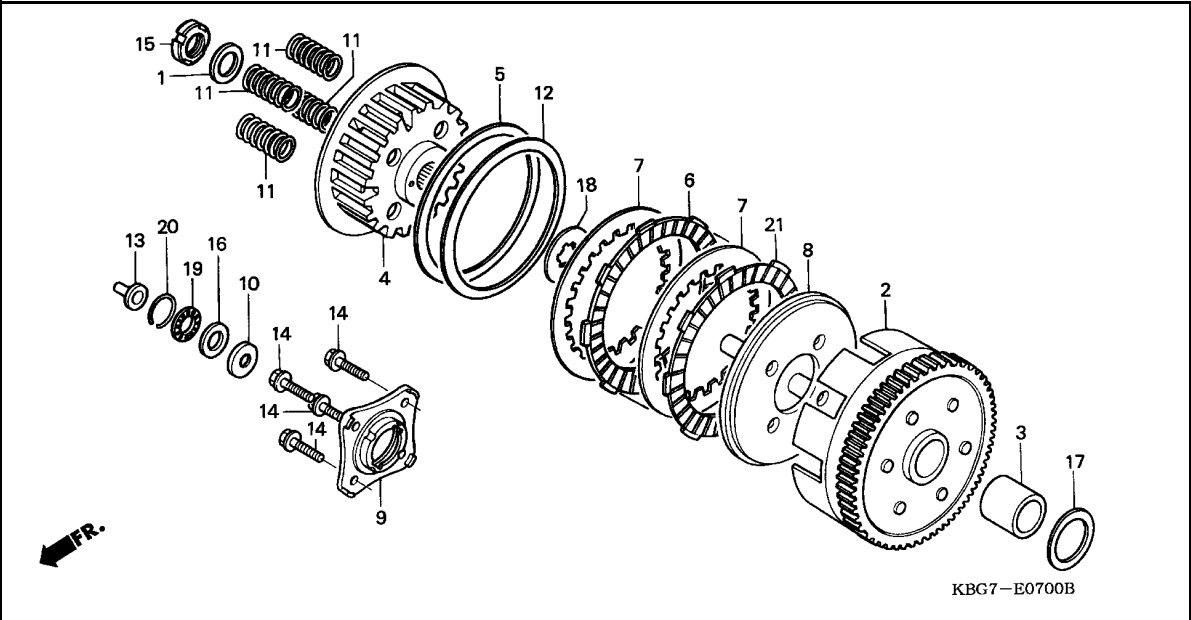




Ref. No.	L.O.N.	(Relative ref. Number) Description	F.R.T.
2	2121A0	OUTER, CLUTCH .....	0.9
4	212112	CENTER, CLUTCH .....	0.9
6		(5,7,12,21)	
	2121A1	DISC, CLUTCH FRICTION .....	0.9
		.NOTE: Same time for two units or more	
8	2121A3	PLATE, CLUTCH PRESSURE .....	0.9
9	2121A4	PLATE, CLUTCH LIFTER .....	0.8
11	212107	SPRING, CLUTCH .....	0.7
		.NOTE: Same time for two units or more	
13	2121B6	ROD, CLUTCH LIFTER .....	0.6
19	2121B4	BEARING, CLUTCH LIFTER .....	0.8

Ref. No.	Part No.	Description	Reqd. QTY						Serial No.	Parts catalogue code
			CB250P T	CB250 W	4	4	CB250P 5	6		
1	15451-KR3-601	WASHER, LOCK, 16MM .....	1	1	1	1	1	1		
2	22100-KB4-670	OUTER COMP., CLUTCH .....	1	1	1	1	1	1		
3	22116-KB4-671	GUIDE, CLUTCH OUTER .....	1	1	1	1	1	1		
4	22121-KR3-601	CENTER, CLUTCH .....	1	1	1	1	1	1		
5	22125-KB4-670	SEAT, JUDDER SPRING .....	1	1	1	1	1	1		
6	22201-KBG-A00	DISK, CLUTCH FRICTION .....	5	5	-	-	-	-	-----	3101395
	22201-KBG-900	.....	5	5	-	-	-	-	3101396	3103504
	22201-KPM-850	DISK, CLUTCH FRICTION (4X8X45)	5	5	-	-	-	-	3103505	
			-	-	5	5	5	5		
7	22321-KE8-000	PLATE, CLUTCH .....	6	6	6	6	6	6		
8	22350-KR3-600	PLATE, CLUTCH PRESSURE .....	1	1	1	1	1	1		
9	22361-437-000	PLATE, CLUTCH LIFTER .....	1	1	1	1	1	1		
10	22362-KR3-600	COLLAR, CLUTCH LIFTER .....	1	1	1	1	1	1		
11	22401-KB4-670	SPRING, CLUTCH .....	4	4	4	4	4	4		
12	22402-KB4-670	SPRING, JUDDER .....	1	1	1	1	1	1		
13	22820-KK0-000	PIN, CLUTCH LIFTER .....	1	1	1	1	1	1		
14	90050-357-000	BOLT, SPECIAL FLANGE, 6X22 ..	4	4	4	4	4	4		
15	90231-KB5-720	NUT, LOCK, 16MM .....	1	1	1	1	1	1		
16	90452-147-003	WASHER, THRUST, 12MM(TOYO) ..	1	1	1	1	1	1		
17	90459-KB4-670	WASHER, THRUST, 20MM .....	1	1	1	1	1	1		
18	90461-107-000	WASHER B, SPLINE, 20MM .....	1	1	1	1	1	1		
19	91001-147-003	BEARING, NEEDLE, 12MM(NTN) ..	1	1	1	1	1	1		
20	91012-KF0-000	CLIP, NEEDLE THRUST BEARING, 12MM	1	1	1	1	1	1		
21	22201-KBG-A00	DISK, CLUTCH FRICTION .....	1	1	-	-	-	-	-----	3101395

KBG7-E0700B



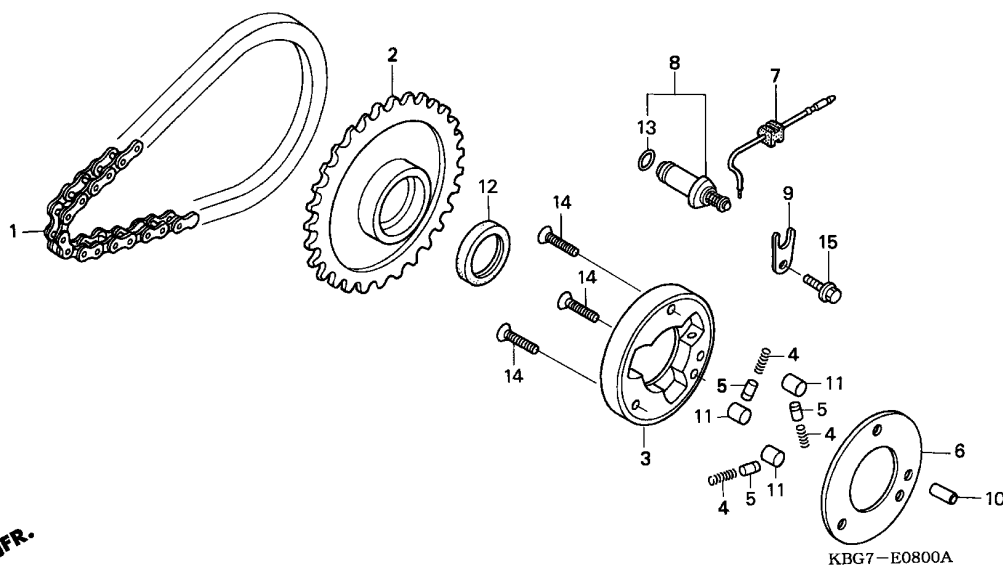
Ref. No.	Part No.	Description	Reqd. QTY				Serial No.	Parts catalogue code
			CB250P T	CB250 W	4	4		

21)	22201-KBW-900	DISK, CLUTCH FRICTION .....	1	1	-	-	-	3101396
			-	-	1	1	1	1

E-8

STARTING CLUTCH

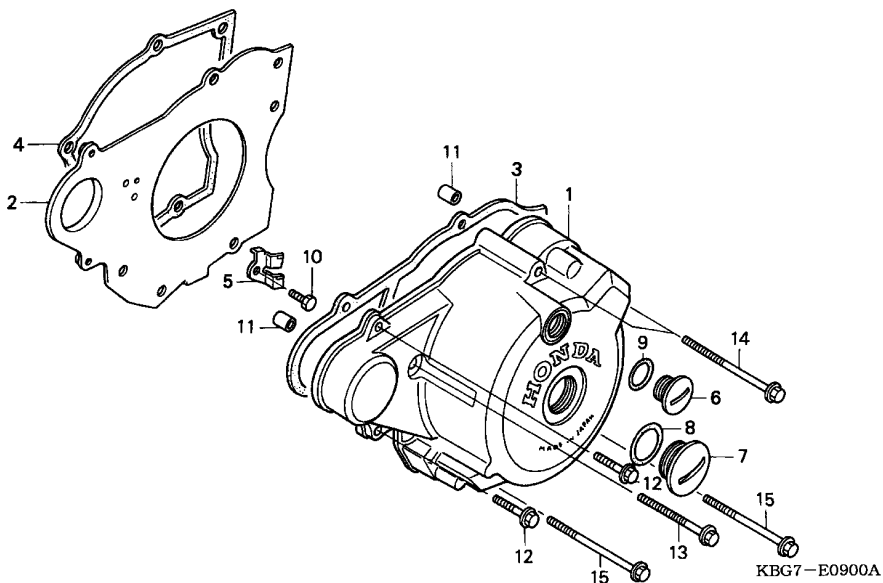
E14



Ref. No.	L.O.N.	(Relative ref. Number) Description	F.R.T.
1	6121C1	CHAIN, STARTER DRIVE .....	0.5
2		(12)	
	1101K5	SPROCKET, STARTER DRIVEN .....	0.5
3	612131	OUTER, STARTING CLUTCH .....	0.6
7	6111D6	SUB CORD, NEUTRAL SWITCH .....	0.6
8	6151B8	SWITCH, NEUTRAL .....	0.6
11		(4,5)	
	6121B0	ROLLER, STARTING CLUTCH .....	0.6
.NOTE: Same time for two units or more			

Ref. No.	Part No.	Description	Reqd. QTY						Serial No.	Parts catalogue code
			CB250P T	CB250 W	4	4	CB250P 5	6		
1	28101-KB4-671	CHAIN, STARTING (56L) .....	1	1	1	1	1	1		
2	28110-KB4-671	SPROCKET COMP., STARTING (38T)	1	1	1	1	1	1		
3	28120-201-040	OUTER, STARTING CLUTCH .....	1	1	1	1	1	1		
4	28125-253-020	SPRING, STARTING CLUTCH ROLLER	3	3	3	3	3	3		
5	28126-253-030	CAP, STARTING CLUTCH ROLLER								
		SPRING	3	3	3	3	3	3		
6	28128-253-030	PLATE, STARTING CLUTCH SIDE .	1	1	1	1	1	1		
7	32975-KC2-960	SUB CORD, NEUTRAL SWITCH ....	1	1	1	1	1	1		
8	35750-GS3-003	CONTACT, NEUTRAL SWITCH .....	1	1	1	1	1	1		
9	35752-KEN-620	PLATE, NEUTRAL SWITCH SETTING	1	1	1	1	1	1		
10	90701-250-000	PIN, KNOCK, 6X13.5 .....	1	1	1	1	1	1		
11	91101-253-020	ROLLER, 10.2X9.5 .....	3	3	3	3	3	3		
12	91205-965-003	OIL SEAL, 22X31X5(ARAI) .....	1	1	1	1	1	1		
13	91312-107-000	O-RING, 7X1.7 .....	1	1	1	1	1	1		
14	93600-06020-0A	SCREW, FLAT, 6X20 .....	3	3	3	3	3	3		
15	95701-06012-00	BOLT, FLANGE, 6X12 .....	1	1	1	1	1	1		

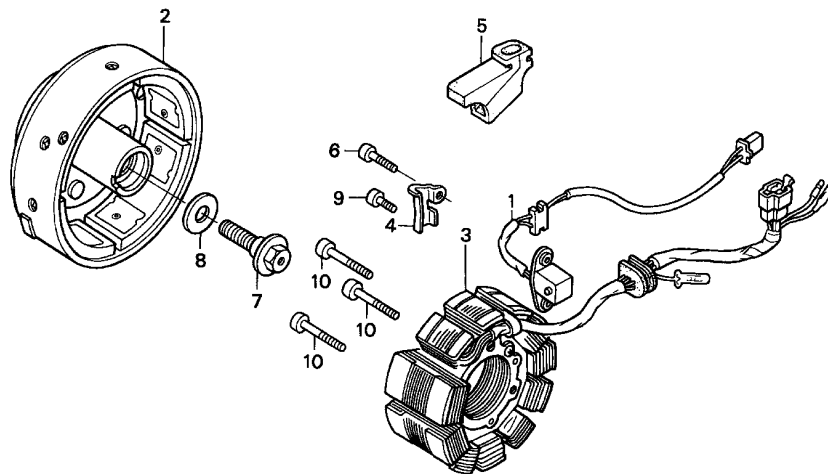
2



Ref. No.	L.O.N.	(Relative ref. Number) Description	F.R.T.
1	1101A6	COVER, CRANKCASE :LEFT .....	0.5
3	1101A3	GASKET, CRANKCASE COVER :LEFT (2)	0.4
4	1101K6	GASKET, SIDE SPACER :LEFT ....	0.6

Ref. No.	Part No.	Description	Reqd. QTY						Serial No.	Parts catalogue code
			CB250P T	CB250 W	4	4	CB250P 5	6		
1	11341-KBG-J00	COVER, L. CRANKCASE .....	1	1	1	1	1	1		
2	11371-KB4-670	SPACER COMP., L. SIDE .....	1	1	1	1	1	1		
3	11394-KBG-771	GASKET, L. CRANKCASE COVER ..	1	1	1	1	1	1		
4	11395-KBG-771	GASKET, L. SIDE SPACER .....	1	1	1	1	1	1		
5	28117-402-000	PLATE, STARTING SPROCKET SETTING	1	1	1	1	1	1		
6	90084-471-000	CAP, A.C. GENERATOR .....	1	1	1	1	1	1		
7	90087-471-000	CAP, 30MM .....	1	1	1	1	1	1		
8	91302-567-003	O-RING, 27.4X2.4 (ARAI) .....	1	1	1	1	1	1		
9	91303-377-000	O-RING, 13.8X2.5 .....	1	1	1	1	1	1		
10	92101-06010-0A	BOLT, HEX., 6X10 .....	1	1	1	1	1	1		
	93101-06010-0A	.....	-	-	-	-	-	1		
11	94301-08140	DOWEL PIN, 8X14 .....	2	2	2	2	2	2		
12	96001-06020-00	BOLT, FLANGE, 6X20 .....	2	2	2	2	2	2		
13	96001-06040-00	BOLT, FLANGE, 6X40 .....	1	1	1	1	1	1		
14	96001-06050-00	BOLT, FLANGE, 6X50 .....	2	2	2	2	2	2		
15	96001-06065-00	BOLT, FLANGE, 6X65 .....	2	2	2	2	2	2		





KBG7-E1000A

Ref. No.	L.O.N.	(Relative ref. Number) Description	F.R.T.
1	614110	GENERATOR, IGNITION PULSE ....	0.7
2	613105	ROTOR OR FLYWHEEL .....	0.6
3	6131A3	STATOR .....	0.7

Ref. No.	Part No.	Description	Reqd. QTY						Serial No.	Parts catalogue code
			CB250P T	CB250 W	4	4	CB250P 5	6		
1	30300-KBG-004	IGNITION PULSE GENERATOR COMP.	1	1	1	1	1	1		
2	31110-KBG-A01	FLYWHEEL COMP. ....	1	1	1	1	1	1		
3	31120-KBG-A01	STATOR COMP. ....	1	1	1	1	1	1		
4	32912-KB4-670	CLAMPER, CORD .....	1	1	1	1	1	1		
5	32972-KR3-000	GROMMET B .....	1	1	1	1	1	1		
6	90089-KR0-000	BOLT, SOCKET, 5X12 .....	1	1	1	1	1	1		
7	90123-402-700	BOLT, ROTOR SETTING .....	1	1	1	1	1	1		
8	90441-KR3-000	WASHER, PLAIN, 12MM .....	1	1	1	1	1	1		
9	96600-06020-00	BOLT, SOCKET, 6X20 .....	2	2	2	2	2	2		
10	96700-06032-10	BOLT, SOCKET, 6X32 .....	3	3	3	3	3	3		

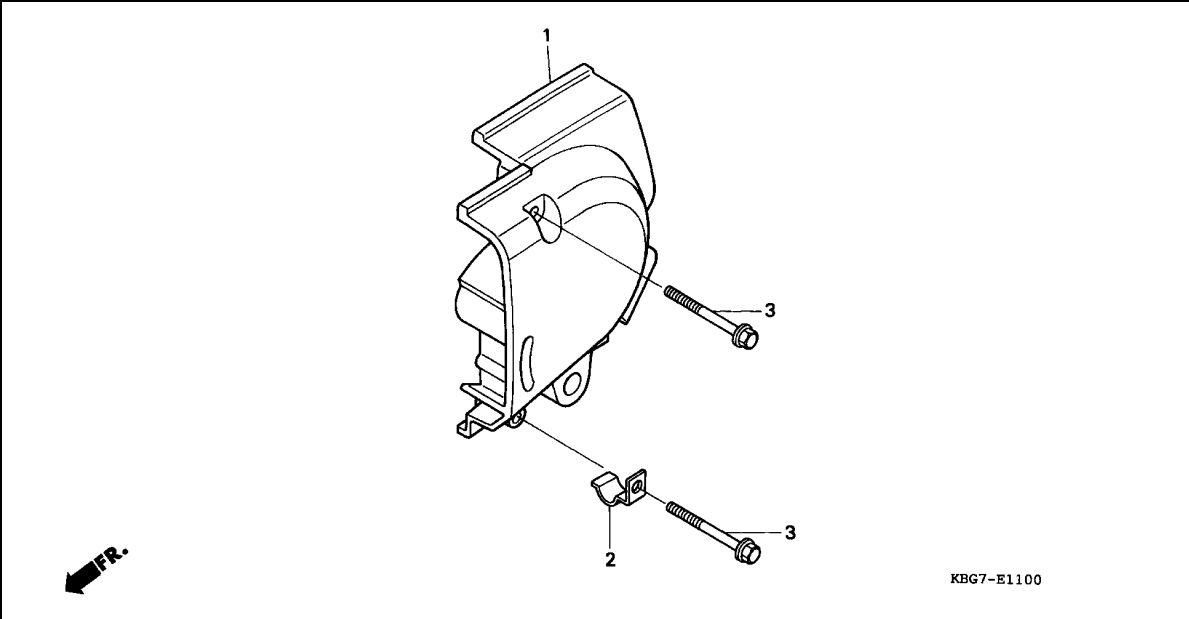




E-11

LEFT REAR CRANKCASE COVER

F 1

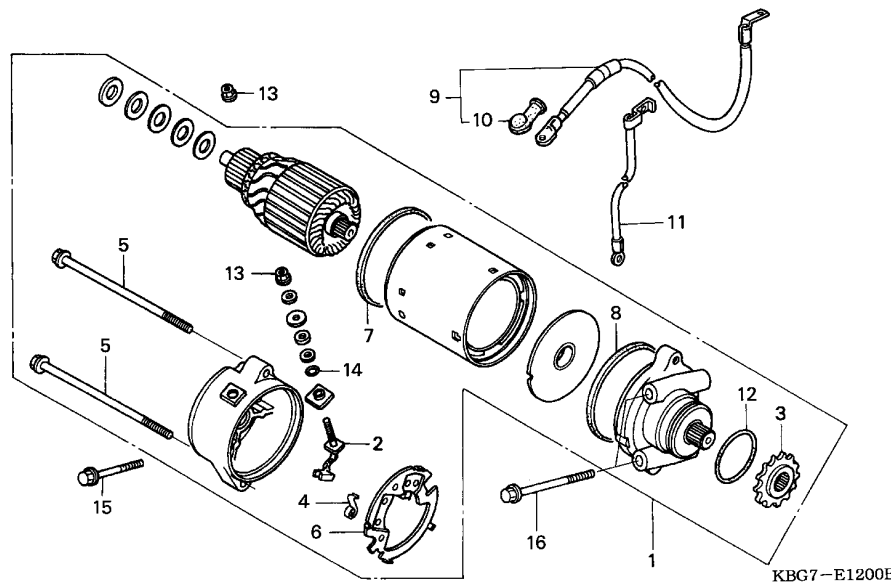


Ref. No.	L.O.N.	(Relative ref. Number)	Description	F.R.T.
1	1101B0		COVER, CRANKCASE :LEFT REAR ..	0.1

Ref. No.	Part No.	Description	Reqd. QTY						Serial No.	Parts catalogue code
			CB250P T	CB250 W	4	4	CB250P 5	6		

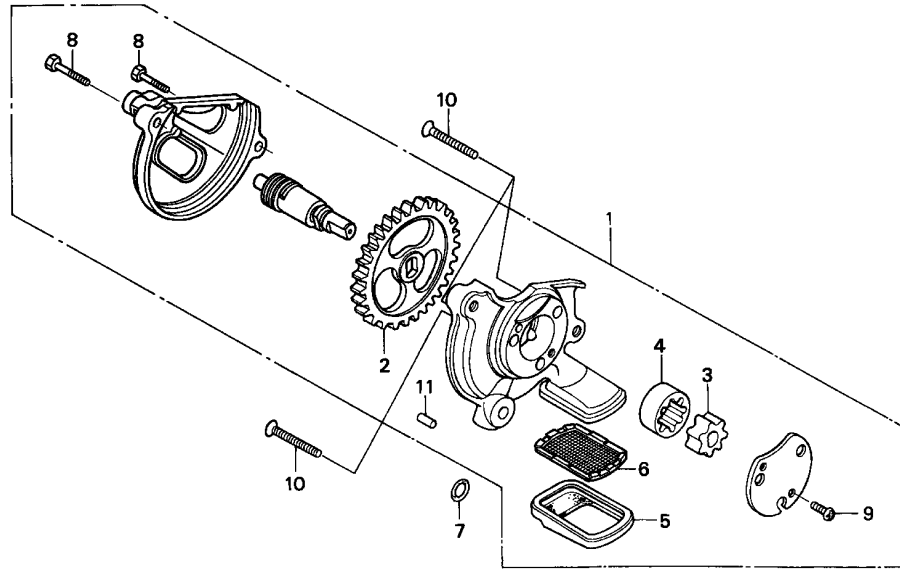
1	11361-KB4-700	COVER, L. RR. CRANKCASE .....	1	1	1	1	1	1	1	
2	32911-KR3-000	CLIP, STARTER MOTOR CABLE ...	1	1	1	1	1	1	1	
3	96001-06040-00	BOLT, FLANGE, 6X40 .....	2	2	2	2	2	2	2	

2



Ref. No.	L.O.N.	(Relative ref. Number) Description	F.R.T.
1	612105	MOTOR, STARTING	0.6
2		(4)	
2	6121A4	TERMINAL, BRUSH(STARTER)	0.8
3	1101K7	SPROCKET, STARTER DRIVE	0.5
6	6121A5	HOLDER, BRUSH(STARTER)	0.8
9	612115	CABLE, STARTER MOTOR	0.5
11	610110	CABLE, NEGATIVE BATTERY	0.3

Ref. No.	Part No.	Description	Reqd. QTY						Serial No.	Parts catalogue code
			CB250P T	CB250 W	4	4	CB250P 5	6		
1	31200-KW4-018	MOTOR ASSY., STARTING (MITSUBA)	1	1	1	1	1	1		
2	31201-KS5-901	TERMINAL SET, BRUSH	1	1	1	1	1	1		
3	31202-216-154	SPROCKET, STARTING MOTOR (13T)	1	1	1	1	1	1		
4	31204-KS5-901	SPRING, CARBON BRUSH	2	2	2	2	2	2		
5	31205-KC1-901	BOLT, SETTING	2	2	2	2	2	2		
6	31206-MN4-008	HOLDER SET, BRUSH	1	1	1	1	1	1		
7	31207-KS5-901	RING	1	1	1	1	1	1		
8	31207-179-711	RING, SEAL	1	1	1	1	1	1		
9	32410-KBG-000	CABLE, STARTER MOTOR	1	1	1	1	1	1		
10	32411-253-000	COVER, STARTER MOTOR TERMINAL	1	1	1	1	1	1		
11	32601-KBG-000	CABLE, BATTERY EARTH	1	1	1	1	1	1		
12	53438-611-000	O-RING, PINION CAP	1	1	1	1	1	1		
13	90071-MB0-000	NUT-WASHER, 6MM	2	2	2	2	2	2		
14	91320-MB0-000	O-RING	1	1	1	1	1	1		
15	96001-06025-00	BOLT, FLANGE, 6X25	2	2	2	2	2	2		
16	96001-06065-00	BOLT, FLANGE, 6X65	2	2	2	2	2	2		

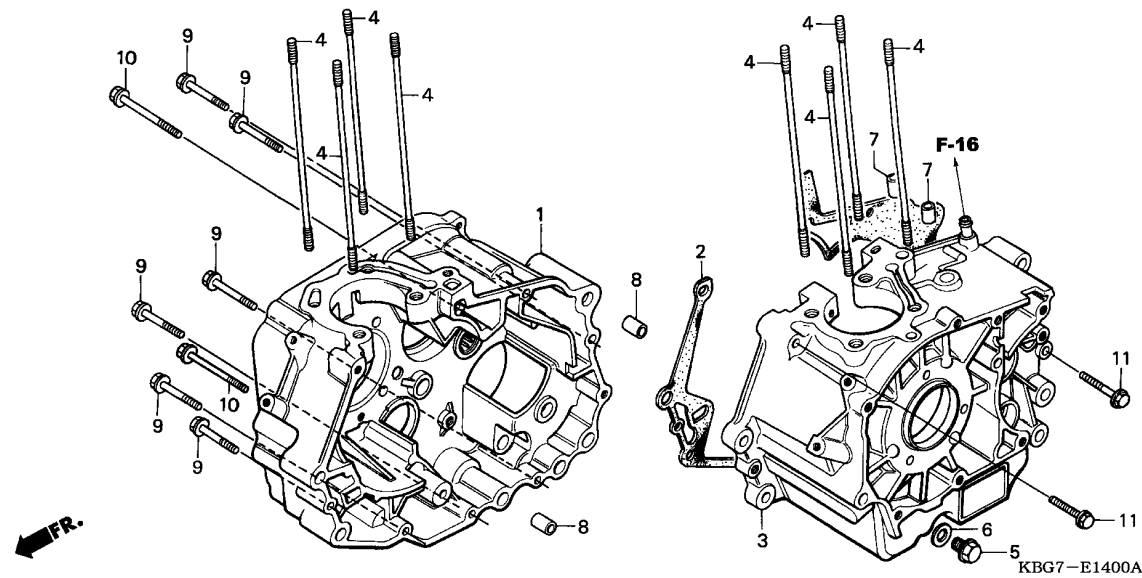


KBG7-E1300A

Ref. No.	L.O.N.	(Relative ref. Number) Description	F.R.T.
1	113105	PUMP ASSY., OIL .....	0.9
2	1131B8	GEAR, OIL PUMP DRIVE .....	0.7
6		(5)	
	1131B5	SCREEN, OIL FILTER .....	0.6

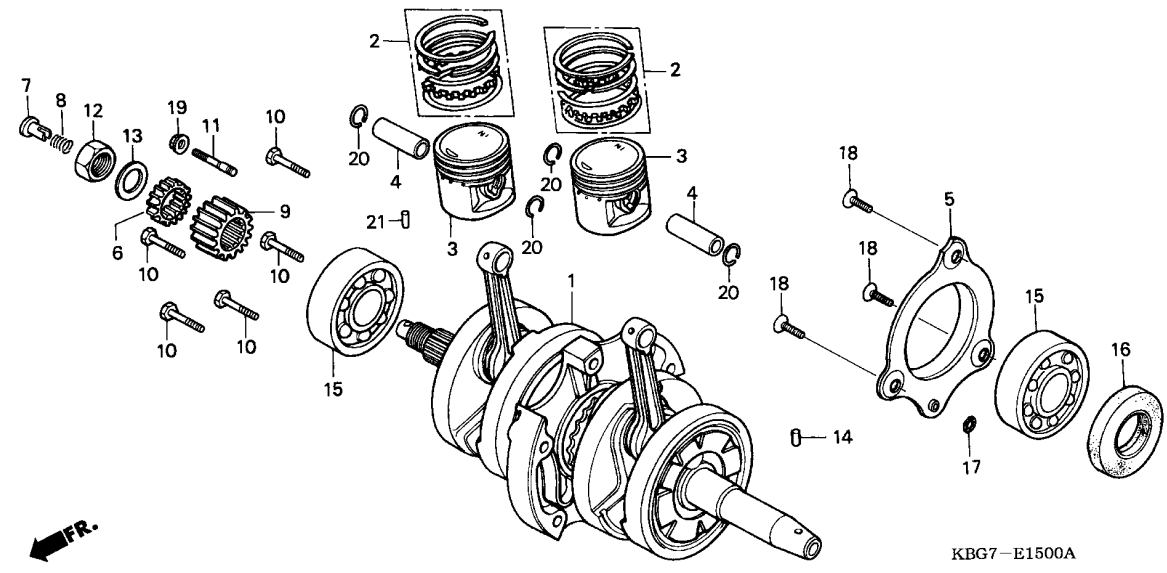
Ref. No.	Part No.	Description	Reqd. QTY						Serial No.	Parts catalogue code
			CB250P T	CB250 W	4	4	CB250P 5	6		
1	15100-KBG-900	PUMP ASSY., OIL .....	1	1	1	1	1	1		
2	15131-KB4-670	GEAR A, OIL PUMP DRIVE (40T) .....	1	1	1	1	1	1		
3	15331-881-000	ROTOR, OIL PUMP INNER .....	1	1	1	1	1	1		
4	15332-881-000	ROTOR, OIL PUMP OUTER .....	1	1	1	1	1	1		
5	15421-399-000	HOLDER, SCREEN .....	1	1	1	1	1	1		
6	15422-399-000	SCREEN, OIL FILTER .....	1	1	1	1	1	1		
7	91319-323-000	O-RING, 6X3 .....	1	1	1	1	1	1		
8	92101-05020-OH	BOLT, HEX., 5X20 .....	2	2	2	2	2	2		
9	93500-04012-1A	SCREW, PAN, 4X12 .....	1	1	1	1	1	1		
10	93600-06032-OA	SCREW, FLAT, 6X32 .....	3	3	3	3	3	3		
11	94305-40082	PIN, SPRING, 4X8 .....	1	1	1	1	1	1		





Ref. No.	L.O.N.	(Relative ref. Number) Description	F.R.T.
1	110120	CRANKCASE :RIGHT ..... .INCLUDES: Engine removal and installation	5.8
	1101A2	CRANKCASE :BOTH ..... .INCLUDES: Engine removal and installation	7.4
2	110110	GASKET, CRANKCASE ..... .INCLUDES: Engine removal and installation	5.0
3	110115	CRANKCASE :LEFT ..... .INCLUDES: Engine removal and installation	6.8
	1101A2	CRANKCASE :BOTH ..... .INCLUDES: Engine removal and installation	7.4

Ref. No.	Part No.	Description	Reqd. QTY						Serial No.	Parts catalogue code
			CB250P T	CB250 W	4	4	CB250P 5	6		
1	11100-KBG-670	CRANKCASE COMP., R. ....	1	1	1	1	1	1		
2	11191-KBG-771	GASKET, CRANKCASE .....	1	1	1	1	1	1		
3	11200-KBG-670	CRANKCASE COMP., L. ....	1	1	1	1	1	1		
4	90031-KB4-670	BOLT, CYLINDER STUD .....	8	8	8	8	8	8		
5	92800-12000	BOLT, DRAIN PLUG, 12MM .....	1	1	1	1	1	1		
6	94109-12000	WASHER, DRAIN PLUG, 12MM .....	1	1	1	1	1	1		
7	94301-08140	DOWEL PIN, 8X14 .....	2	2	2	2	2	2		
8	94301-12200	DOWEL PIN, 12X20 .....	2	2	2	2	2	2		
9	95701-06040-00	BOLT, FLANGE, 6X40 .....	6	6	6	6	6	6		
10	95701-06065-00	BOLT, FLANGE, 6X65 .....	2	2	2	2	2	2		
11	96001-06040-00	BOLT, FLANGE, 6X40 .....	2	2	2	2	2	2		



Ref. No.	L.O.N.	(Relative ref. Number) Description	F.R.T.
1	1101B5	CRANKSHAFT ..... .INCLUDES: Engine removal and installation	5.9
	1101B5A	.Replace left crankshaft bearing add .....	0.4
	1101B5B	.Replace right crankshaft bearing add .....	0.2
	1101B5C	.Replace both crankshaft bearing add .....	0.6
3	111103	(RING, PISTON AND/OR PISTON (ONE) ..... .INCLUDES: Engine removal and installation	3.8
	1111K3	RING, PISTON AND/OR PISTON :FOR 1 VEHICLE ..... .INCLUDES: Engine removal and installation	4.0
7	1101K8	THROUGH, OIL ..... (6)	0.7
9	211105	GEAR, PRIMARY DRIVE .....	0.8
15	1101B6	BEARING, CRANKSHAFT :LEFT .... .INCLUDES: Engine removal and installation	5.9
+	1101B7	BEARING, CRANKSHAFT :RIGHT ...	5.7

KBG7-E1500A

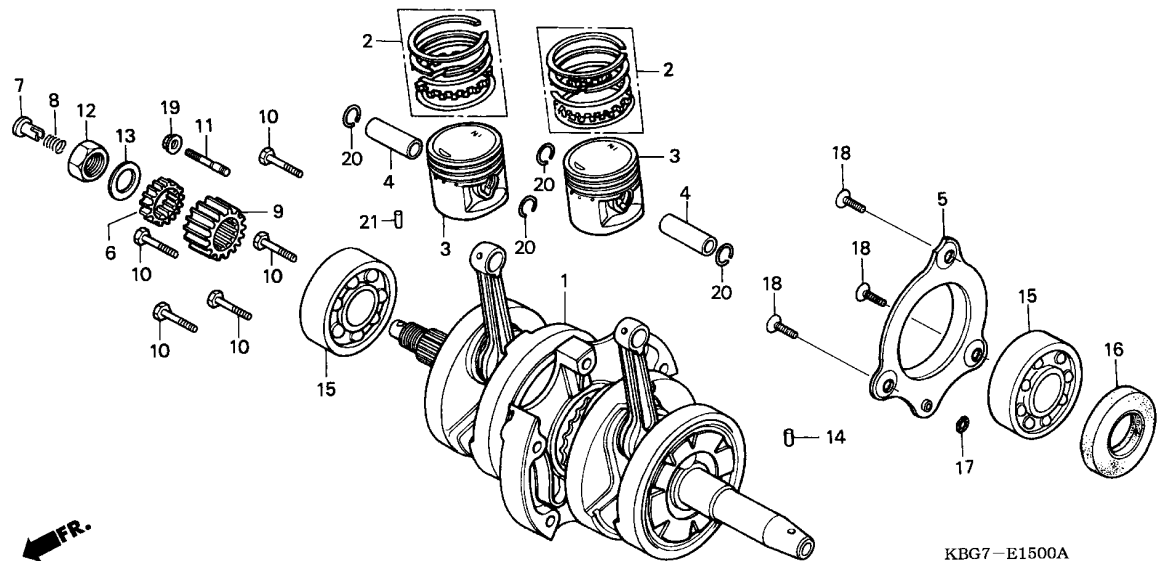
Ref. No.	Part No.	Description	Reqd. QTY						Serial No.	Parts catalogue code
			CB250P T	CB250 W	4	4	CB250P 5	6		
1	13000-KR3-602 13000-KR3-603	CRANKSHAFT COMP. .... .....	1	1	-	-	-	-	3102865 3102866	
2	13011-KBG-305 13021-KBG-305 13031-KBG-305	RING SET, PISTON (STD.) ..... RING SET, PISTON (0.25) ..... RING SET, PISTON (0.50) .....	2	2	2	2	2	2		
3	13101-KR3-013 13102-KR3-315 13103-KR3-315	PISTON (STD.) ..... PISTON (0.25) ..... PISTON (0.50) .....	2	2	2	2	2	2		
4	13111-384-000	PIN, PISTON .....	2	2	2	2	2	2		
5	13385-KB4-670	PLATE, OIL THROUGH .....	1	1	1	1	1	1		
6	15335-KB4-670	GEAR B, OIL PUMP DRIVE (20T) .....	1	1	1	1	1	1		
7	15441-149-000	THROUGH, OIL .....	1	1	1	1	1	1		
8	15447-149-000	SPRING, OIL THROUGH .....	1	1	1	1	1	1		
9	23121-464-010	GEAR, PRIMARY DRIVE (19T) ...	1	1	1	1	1	1		
10	90001-KBG-670	BOLT, FLANGE, 8X35 .....	5	5	5	5	5	5		
11	90035-399-000	BOLT, STUD, 7X32 .....	1	1	1	1	1	1		
12	90202-567-000	NUT, HUB, 16MM .....	1	1	1	1	1	1		
13	90401-399-000	WASHER, LOCK .....	1	1	1	1	1	1		
14	90703-399-000	DOWEL PIN, 4X4.4 .....	1	1	1	1	1	1		
15	91001-KB4-671	BEARING, RADIAL BALL, 6305 (NTN)	2	2	2	2	2	2		
16	91201-402-015	OIL SEAL, 35X52X7(NOK) .....	1	1	1	1	1	1		
17	91319-323-000	O-RING, 6X3 .....	1	1	1	1	1	1		
18	93600-06016-0A	SCREW, FLAT, 6X16 .....	3	3	3	3	3	3		
19	94050-06000	NUT, FLANGE, 6MM .....	1	1	1	1	1	1		



E-15

CRANKSHAFT/PISTON

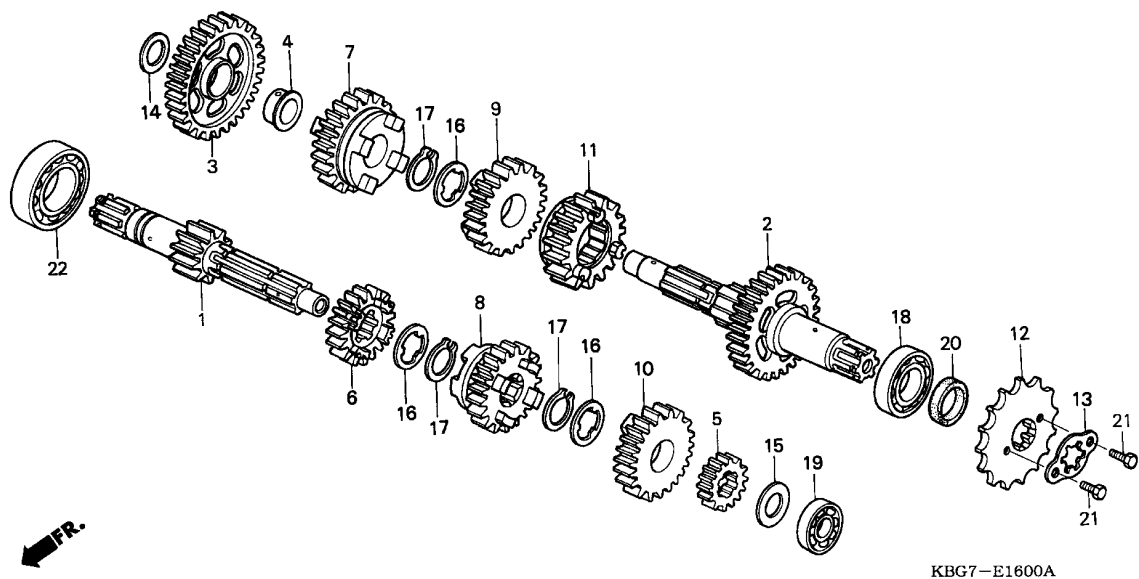
F 6



Ref. No.	L.O.N.	(Relative ref. Number) Description	F.R.T.
+15		.INCLUDES: Engine removal and installation	
1101G0		BEARING, CRANKSHAFT :BOTH ---- .INCLUDES: Engine removal and installation	6.1

Ref. No.	Part No.	Description	Reqd. QTY						Serial No.	Parts catalogue code
			CB250P T	CB250 W	4	4	CB250P 5	6		
20	94601-15000	CLIP, PISTON PIN, 15MM .....	4	4	4	4	4	4		
21	96220-20138	ROLLER, 2X13.8 .....	1	1	1	1	1	1		

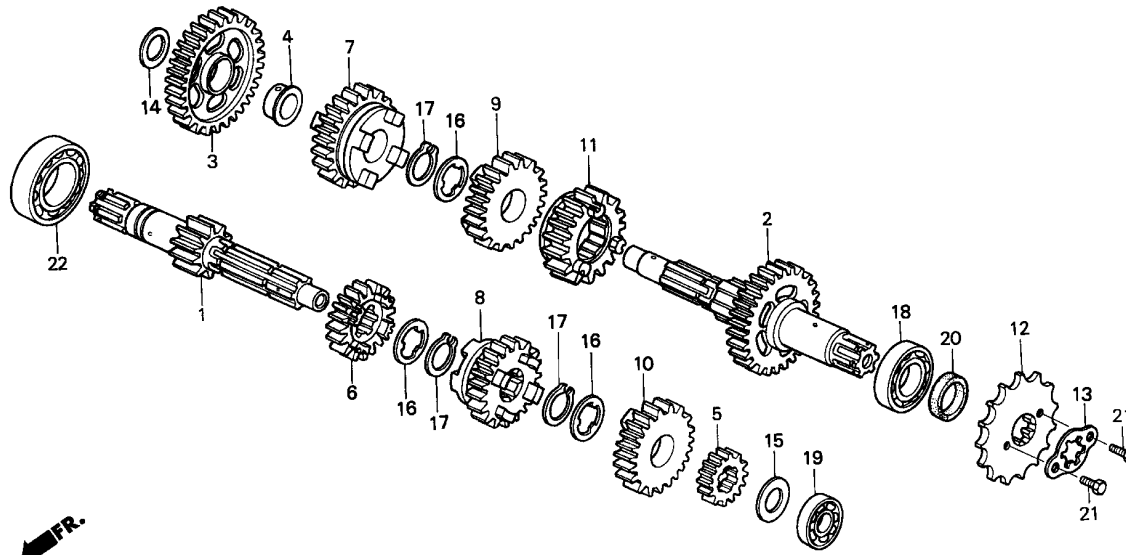
2



Ref. No.	L.O.N.	(Relative ref. Number) Description	F.R.T.
1		(5,6,8,10)	
210141		MAINSHAFT, TRANSMISSION .....	5.2
		.INCLUDES: Engine removal and installation	
210141A		.Replace countershaft add ....	0.2
2		(3,4,7,9,11)	
210142		COUNTERSHAFT, TRANSMISSION ...	5.2
		.INCLUDES: Engine removal and installation	
210142A		.Replace mainshaft add .....	0.2
12	213135	SPROCKET, DRIVE .....	0.2
18	2101C7	BEARING, COUNTERSHAFT :LEFT ..	5.9
		.INCLUDES: Engine removal and installation	
2101D4		BEARING, MAINSHAFT AND COUNTERSHAFT :ALL .....	6.2
		.INCLUDES: Engine removal and installation	
19	2101C2	BEARING, MAINSHAFT :LEFT .....	5.9
		.INCLUDES: Engine removal and installation	
2101C6		BEARING, MAINSHAFT :BOTH .....	6.1
		.INCLUDES: Engine removal and installation	
		+	

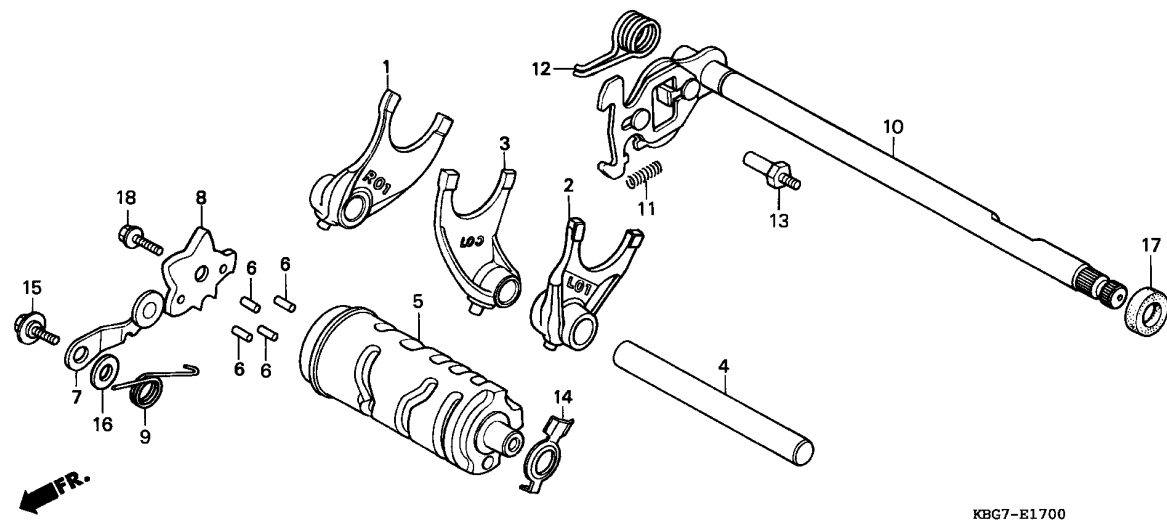
Ref. No.	Part No.	Description	Reqd. QTY						Serial No.	Parts catalogue code
			CB250P T	CB250 W	4	4	5	6		
1	23210-KR3-601	MAINSHAFT COMP., TRANSMISSION (13T)	1	1	1	1	1	1		
2	23220-KBG-900	COUNTERSHAFT COMP. (32T) .....	1	1	1	1	1	1		
3	23426-KB4-670	GEAR, COUNTERSHAFT LOW (37T)	1	1	1	1	1	1		
4	23427-KB4-670	BUSH, 16.5MM .....	1	1	1	1	1	1		
5	23441-KB4-670	GEAR, MAINSHAFT SECOND (18T)	1	1	1	1	1	1		
6	23461-KB4-671	GEAR, MAINSHAFT THIRD (21T) -	1	1	1	1	1	1		
7	23471-KR3-771	GEAR, COUNTERSHAFT THIRD (28T)	1	1	1	1	1	1		
8	23481-KB4-671	GEAR, MAINSHAFT FOURTH (24T)	1	1	1	1	1	1		
9	23491-KB4-672	GEAR, COUNTERSHAFT FOURTH (26T)	1	1	1	1	1	1		
10	23501-KR3-010	GEAR, MAINSHAFT FIFTH (23T) -	1	1	1	1	1	1		
11	23511-KB4-672	GEAR, COUNTERSHAFT TOP (21T)	1	1	1	1	1	1		
12	23801-KR3-000	SPROCKET, DRIVE (14T) .....	1	1	1	1	1	1		
13	23811-KR3-600	PLATE A2, FIXING .....	1	1	1	1	1	1		
14	23911-KB4-670	COLLAR, 15MM .....	1	1	1	1	1	1		
15	90451-107-000	WASHER, THRUST, 15MM .....	1	1	1	1	1	1		
16	90455-107-000	WASHER A, SPLINE, 20MM .....	3	3	3	3	3	3		
17	90605-200-000	SET RING, 20MM .....	3	3	3	3	3	3		
18	91003-KB4-671	BEARING, BALL, 22X47X14(NTN)	1	1	1	1	1	1		
19	91005-KR3-003	BEARING, RADIAL BALL, 6202 (NTN)	1	1	1	1	1	1		
20	91207-KB4-671	OIL SEAL, 22X34X7(ARAI) .....	1	1	1	1	1	1		
21	92101-06010-0A	BOLT, HEX., 6X10 .....	2	2	2	2	2	2		
22	96100-63040-00	BEARING, RADIAL BALL, 6304 ..	1	1	1	1	1	1		





Ref. No.	L.O.N.	(Relative ref. Number) Description	F.R.T.
+19	2101D4	BEARING, MAINSHAFT AND COUNTERSHAFT :ALL ..... .INCLUDES: Engine removal and installation	6.2
22	2101C5	BEARING, MAINSHAFT :RIGHT .... .INCLUDES: Engine removal and installation	5.2
	2101C6	BEARING, MAINSHAFT :BOTH ..... .INCLUDES: Engine removal and installation	6.1
	2101D4	BEARING, MAINSHAFT AND COUNTERSHAFT :ALL ..... .INCLUDES: Engine removal and installation	6.2

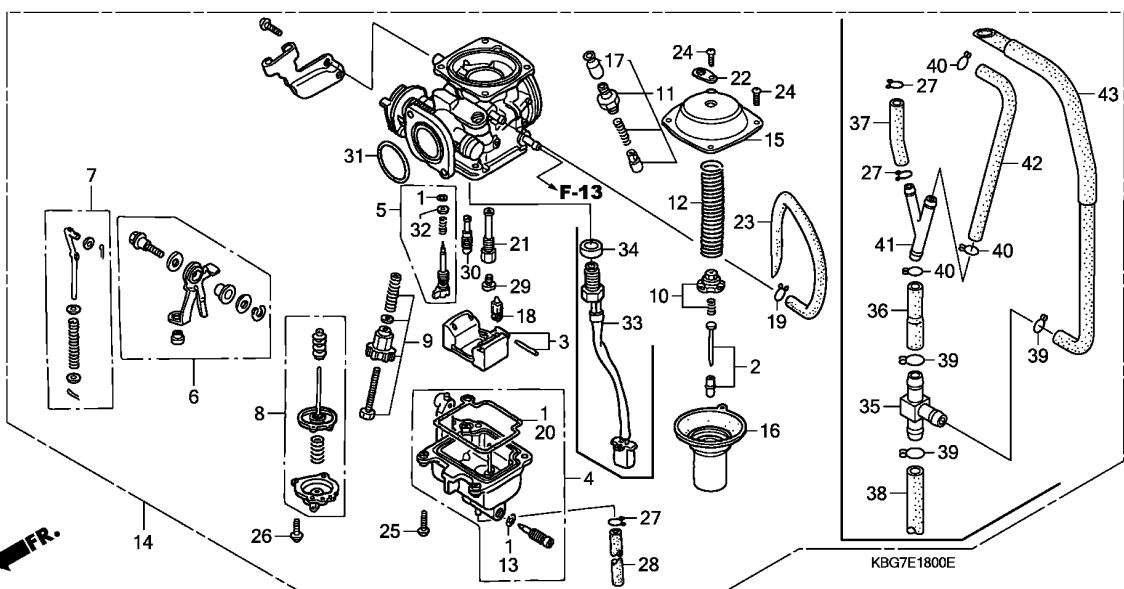




Ref. No.	L.O.N.	(Relative ref. Number) Description	F.R.T.
1		(2,3,4)	
210112		FORK, GEARSHIFT ..... .NOTE: Same time for two units or more .INCLUDES: Engine removal and installation	5.2
5		(14)	
2101A9		DRUM, GEARSHIFT ..... .INCLUDES: Engine removal and installation	5.2
7		(9)	
210125		STOPPER OR SPRING, SHIFT DRUM	0.8
8		(6)	
2101D6		PLATE, GEARSHIFT DRUM STOPPER	0.9
10		(12)	
210122		SPINDLE, GEARSHIFT .....	0.8

Ref. No.	Part No.	Description	Reqd. QTY						Serial No.	Parts catalogue code
			CB250P T	CB250 W	4	4	CB250P 5	6		
1	24211-KB4-670	FORK, R. GEARSHIFT .....	1	1	1	1	1	1		
2	24221-KB4-670	FORK, L. GEARSHIFT .....	1	1	1	1	1	1		
3	24231-KB4-670	FORK, CENTER GEARSHIFT .....	1	1	1	1	1	1		
4	24241-399-000	SHAFT, GEARSHIFT FORK GUIDE ..	1	1	1	1	1	1		
5	24301-KB4-670	DRUM, GEARSHIFT .....	1	1	1	1	1	1		
6	24421-200-000	PIN, GEARSHIFT DRUM .....	4	4	4	4	4	4		
7	24430-KB4-670	STOPPER COMP., GEARSHIFT DRUM	1	1	1	1	1	1		
8	24435-KB4-670	PLATE, DRUM STOPPER .....	1	1	1	1	1	1		
9	24436-464-600	SPRING, SHIFT DRUM STOPPER ..	1	1	1	1	1	1		
10	24610-KB4-670	SPINDLE COMP., GEARSHIFT .....	1	1	1	1	1	1		
11	24641-115-010	SPRING, GEARSHIFT ARM .....	1	1	1	1	1	1		
12	24651-107-000	SPRING, GEARSHIFT RETURN .....	1	1	1	1	1	1		
13	24652-035-000	PIN, SHIFT RETURN SPRING .....	1	1	1	1	1	1		
14	35753-KR3-010	ROTOR, NEUTRAL SWITCH .....	1	1	1	1	1	1		
15	90023-041-010	BOLT, GEARSHIFT DRUM STOPPER ARM PIVOT	1	1	1	1	1	1		
16	90417-360-000	WASHER, DRUM STOPPER .....	1	1	1	1	1	1		
17	91208-KB4-671	OIL SEAL, 11.6X24X10(ARAI) ..	1	1	1	1	1	1		
18	95701-06020-00	BOLT, FLANGE, 6X20 .....	1	1	1	1	1	1		





Ref. No.	L.O.N.	(Relative ref. Number) Description	F.R.T.
2	3111A3	NEEDLE, JET .....	0.8
3		(18)	
	311120	FLOAT OR FLOAT VALVE .....	0.7
4	3111A6	CHAMBER, FLOAT .....	0.6
8	3111F4	PUMP SET, ACCELERATOR .....	0.6
11	311125	VALVE, STARTER .....	0.3
14	3111B5	CARBURETOR ASSEMBLY .....	0.7
16	311109	PISTON, VACUUM .....	0.7
29		(21,30)	
	3111D4	JET, MAIN .....	0.7

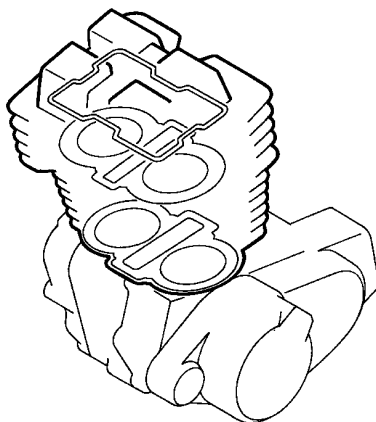
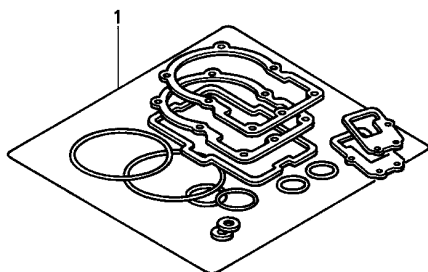
Ref. No.	Part No.	Description	Reqd. QTY						Serial No.	Parts catalogue code
			CB250P T	CB250 W	4	4	CB250P 5	6		
1	16010-KEN-620	GASKET SET .....	1	1	1	1	1	1		
2	16012-KBG-J00	NEEDLE SET, JET .....	1	1	-	-	-	-		
	16012-KBG-930	.....	-	-	1	1	1	-		
	16012-KPJ-C11	.....	-	-	-	-	-	1		
3	16013-KR3-980	FLOAT SET .....	1	1	1	1	1	1		
4	16015-KEN-620	CHAMBER SET, FLOAT .....	1	1	1	1	1	1		
5	16016-MY6-750	SCREW SET .....	1	1	-	-	-	-		
	16016-MAN-760	.....	-	-	1	1	1	1		
6	16017-KEN-620	LINK SET .....	1	1	1	1	1	1		
7	16019-KEN-620	ROD SET, PUMP .....	1	1	1	1	1	1		
8	16021-KEN-620	DIAPHRAGM SET, PUMP .....	1	1	1	1	1	1		
9	16028-KR3-980	SCREW SET .....	1	1	1	1	1	1		
10	16037-KEN-620	PLATE SET, VALVE .....	1	1	1	1	1	1		
11	16046-KBG-J00	VALVE SET, STARTER .....	1	1	-	-	-	-		
	16046-KEN-620	.....	-	-	1	1	1	1		
12	16050-KBG-J00	SPRING, COMPRESSION COIL .....	1	1	-	-	-	-		
	16050-KBG-770	.....	-	-	1	1	1	-		
	16050-KPJ-C11	.....	-	-	-	-	-	1		
13	16075-GHB-640	O-RING, 1.3X4.3 .....	1	1	1	1	-	-		
	16076-ND5-004	.....	-	-	-	-	-	1		
14	16100-KBG-J00	CARBURETOR ASSY. (VE37M A) ..	1	1	-	-	-	-		
	16100-KPJ-881	CARBURETOR ASSY. (VE37S A) ..	-	-	1	1	-	-		
	16100-KBG-931	CARBURETOR ASSY. (VE37F A) ..	-	-	-	-	1	-		
	16100-KPJ-C11	CARBURETOR ASSY. (VE37U A) ..	-	-	-	-	-	1		
15	16107-KW4-003	TOP COMP. ....	1	1	1	1	1	1		
16	16111-KBG-770	PISTON COMP., VACUUM .....	1	1	-	-	-	-		

Ref. No.	Part No.	Description	Reqd. QTY						Serial No.	Parts catalogue code
			CB250P T	CB250 W	4	4	CB250P 5	6		
16)	16111-KBG-900	PISTON COMP., VACUUM .....	-	-	1	1	1	-		
	16111-KPJ-C11	.....	-	-	-	-	-	1		
17	16148-KB1-921	CAP, CABLE SEALING .....	1	1	1	1	1	1		
18	16155-397-971	VALVE COMP., FLOAT .....	1	1	-	-	1	1		
	16155-KPJ-881	.....	-	-	1	1	-	-		
19	16163-GHB-600	CLIP, TUBE .....	1	1	1	1	1	-		
20	16163-HM7-700	GASKET, FLOAT CHAMBER .....	1	1	1	1	1	1		
21	16165-KBG-J00	HOLDER, NEEDLE JET .....	1	1	-	-	-	-		
	16165-KBG-770	.....	-	-	1	1	1	-		
	16165-KPJ-C11	.....	-	-	-	-	-	1		
22	16186-KBG-670	PLATE, SET .....	1	1	1	1	1	1		
23	16198-KBG-770	TUBE .....	1	1	1	1	1	-		
24	93500-04008-1A	SCREW, PAN, 4X8 .....	4	4	4	4	4	4		
25	93500-04014-1A	SCREW, PAN, 4X14 .....	4	4	4	4	4	4		
26	93892-04012-10	SCREW-WASHER, 4X12 .....	3	3	3	3	3	3		
27	95002-02089	CLIP, TUBE (B8) .....	1	1	1	1	1	2		
28	95005-45420-50	TUBE, 4.5X420 (95005-45001-50M)	1	1	1	1	1	-		
29	99101-GHB-1080	JET, MAIN, #108 .....	1	1	-	-	-	-		
	99101-GHB-1050	JET, MAIN, #105 .....	-	-	1	1	1	-		
	99101-KFG-1050	.....	-	-	-	-	-	1		
30	99103-MA1-0380	JET, SLOW, #38 .....	1	1	-	-	-	-		
	99103-KAB-0380	.....	-	-	1	1	1	-		
	99103-MT3-0380	.....	-	-	-	-	-	1		
31	16075-GHB-B70	O-RING, 2.4X29 .....	1	1	1	1	1	1		
32	16085-KG8-901	WASHER, AIR SLOW .....	-	-	1	1	1	1		
33	16070-KBG-931	HEATER ASSY. ....	-	-	-	-	1	1		
34	16172-KBG-600	COLLAR, SETTING .....	-	-	-	-	1	1		
35	16026-MN8-004	T-JOINT .....	-	-	-	-	-	1		
36	16143-KBG-670	TUBE .....	-	-	-	-	-	1		
37	16143-KR3-751	TUBE .....	-	-	-	-	-	1		
38	16144-KBG-670	TUBE .....	-	-	-	-	-	1		
39	16163-GHB-610	CLIP, TUBE, (B6.5) .....	-	-	-	-	-	3		
40	16163-KM4-004	CLIP, TUBE .....	-	-	-	-	-	3		
41	16180-ML6-671	JOINT .....	-	-	-	-	-	1		
42	16198-KBG-670	TUBE, OVERFLOW .....	-	-	-	-	-	1		
43	16199-KPJ-C11	TUBE COMP. ....	-	-	-	-	-	1		

EOP-1

GASKET KIT A

F12



ENG1- X0003 A

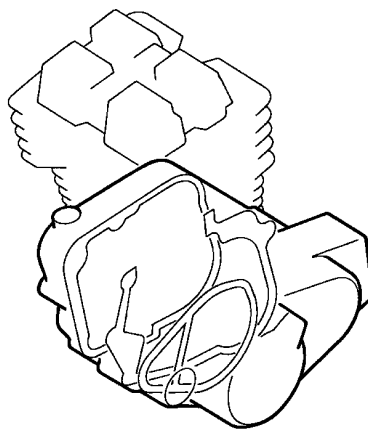
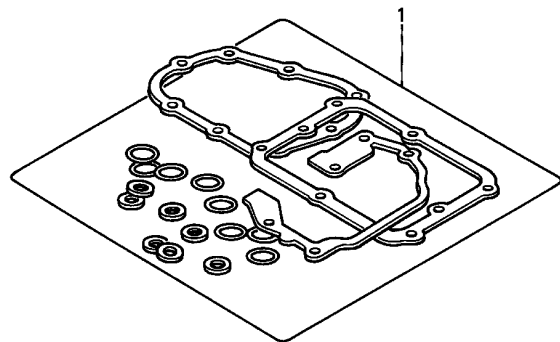
FR.

Ref. L.O.N. (Relative ref. Number) F.R.T.  
No. Description

NO INFORMATION .....

Ref. No.	Part No.	Description	Reqd. QTY						Serial No.	Parts catalogue code
			CB250P T	CB250 W	4	4	CB250P 5	6		
1	06111-KBG-770	GASKET KIT A .....	1	1	-	-	-	-		
	06111-KPJ-640	.....								
		(COMPONENT PARTS)								
	12191-KBG-770	GASKET, CYLINDER .....	1	1	1	1	1	-		
	12208-413-003	SEAL, VALVE STEM (ARAI) .....	4	4	-	-	-	-		
	12251-KBG-671	GASKET, CYLINDER HEAD .....	1	1	1	1	1	-		
	12391-KB4-670	PACKING, HEAD COVER .....	1	1	1	1	1	-		
	16229-KBG-770	GASKET, CARBURETOR INSULATOR .....	1	1	1	1	1	-		
	18291-MN5-650	GASKET, EX. PIPE .....	2	2	2	2	2	-		
	90441-706-000	WASHER, SEALING, 6MM .....	-	-	2	2	2	-		
	91301-KR3-003	O-RING, 25.5X2.5 (ARAI) .....	2	2	2	2	2	-		

2



ENG2-X0003 A

Ref. L.O.N. (Relative ref. Number) F.R.T.  
No. Description

NO INFORMATION .....

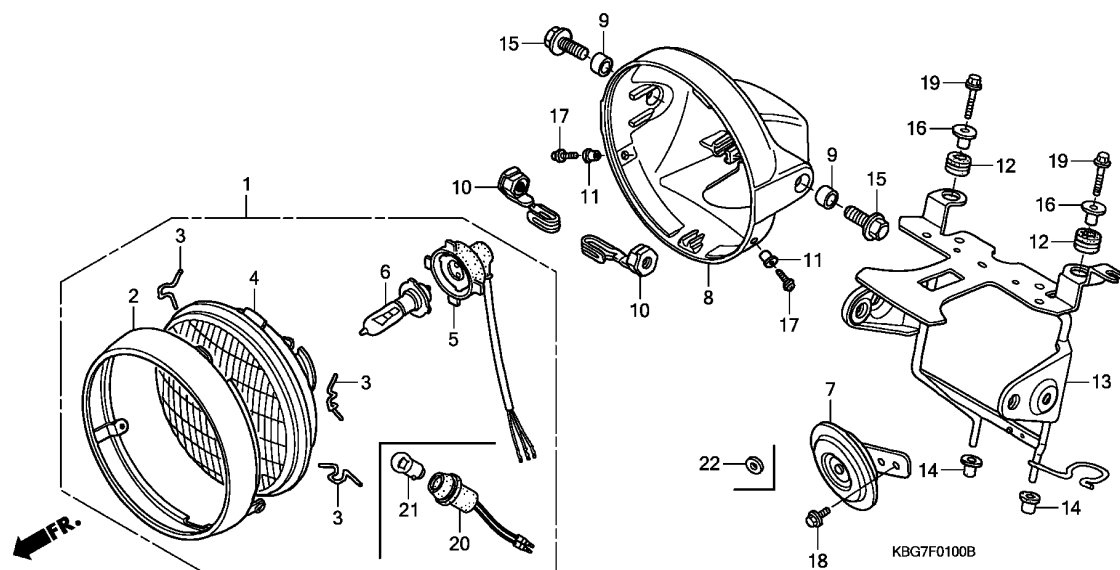
Ref. No.	Part No.	Description	Reqd. QTY						Serial No.	Parts catalogue code
			CB250P T	CB250 W	4	4	CB250P 5	6		
1	06112-KBG-J00	GASKET KIT B .....	1	1	-	-	-	-		
	06112-KBG-771	.....								
		(COMPONENT PARTS)								
	11191-KBG-771	GASKET, CRANKCASE .....	1	1	1	1	1	1		
	11393-KBG-771	GASKET, R. CRANKCASE COVER ..	1	1	1	1	1	1		
	11394-KBG-771	GASKET, L. CRANKCASE COVER ..	1	1	1	1	1	1		
	11395-KBG-771	GASKET, L. SIDE SPACER .....	1	1	1	1	1	1		
	53438-611-000	O-RING, PINION CAP .....	1	1	1	1	1	1		
	91302-567-003	O-RING, 27.4X2.4 (ARAI) .....	1	1	1	1	1	1		
	91302-567-005	O-RING, 27.4X2.4 (NOK) .....	1	1	1	1	1	1		
	91303-377-000	O-RING, 13.8X2.5 .....	1	1	1	1	1	1		
	91307-035-000	O-RING, 18X3 .....	1	1	1	1	1	1		
	91312-107-000	O-RING, 7X1.7 .....	1	1	1	1	1	1		
	91319-323-000	O-RING, 6X3 .....	2	2	2	2	2	2		
	94109-12000	WASHER, DRAIN PLUG, 12MM ....	1	1	1	1	1	1		



F-1

# HEADLIGHT

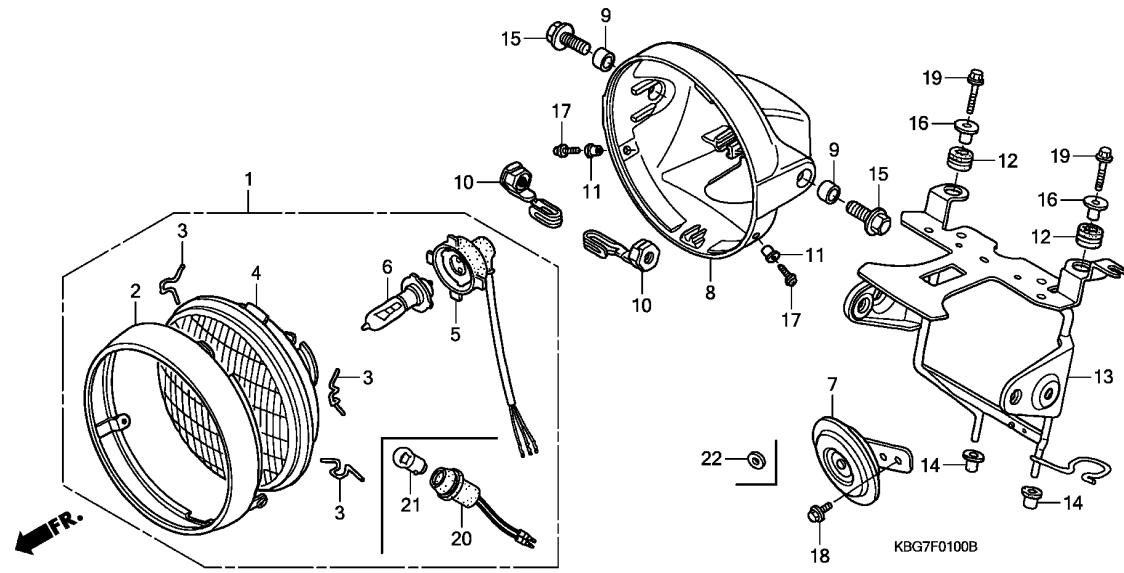
**G 1**



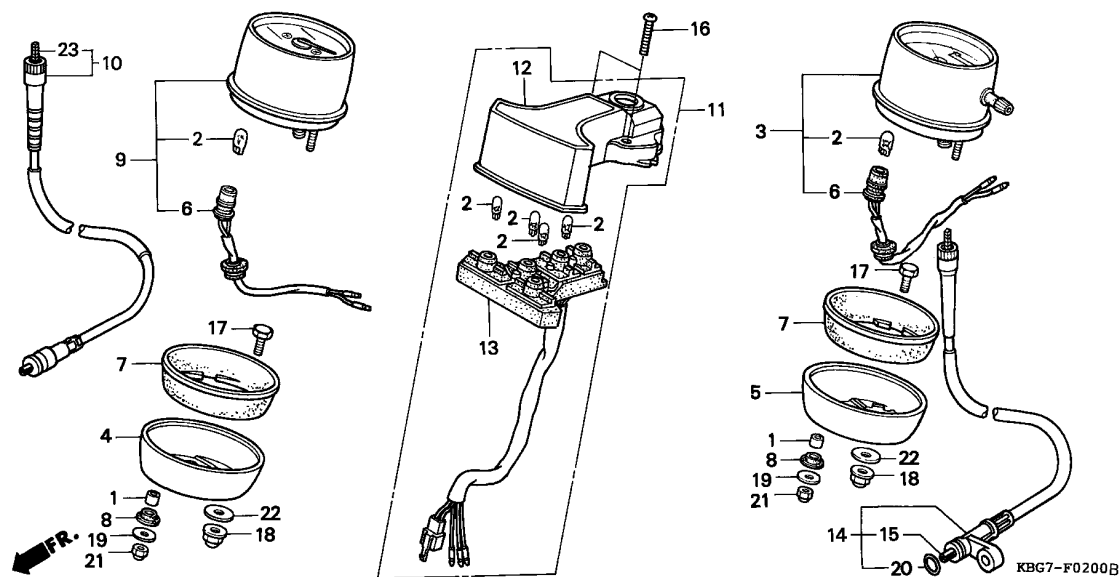
Ref. No.	L.O.N.	(Relative ref. Number) Description	F.R.T.
1	616115	HEADLIGHT ASSEMBLY .....	0.1
4		(2)	
4	6161A7	HEADLIGHT UNIT .....	0.2
5	6161B1	SOCKET, HEADLIGHT .....	0.2
6	616118	BULB, HEADLIGHT .....	0.1
7	616169	HORN(S) .....	0.1
8	616103	CASE, HEADLIGHT .....	0.3
13	6161G7	STAY, HEADLIGHT .....	0.6
20	616180	SOCKET, POSITION LIGHT .....	0.2
21	616182	BULB, POSITION LIGHT .....	0.1

**3**

Ref. No.	Part No.	Description	Reqd. QTY						Serial No.	Parts catalogue code
			CB250P T	CB250 W	4	4	CB250P 5	6		
1	33100-KBG-701	HEADLIGHT ASSY. (STANLEY) (12V 35/36.5W)	1	1	1	1	1	-		
	33100-KPJ-C11	HEADLIGHT ASSY. ....	-	-	-	-	-	1		
2	33101-369-620	RIM, HEADLIGHT .....	1	1	1	1	1	1		
3	33108-369-003	SPRING, HEADLIGHT SETTING (STANLEY)	3	3	3	3	3	3		
4	33120-KBG-701	HEADLIGHT UNIT .....	1	1	1	1	1	-		
	33120-KPJ-C11	.....	-	-	-	-	-	1		
5	33130-KW4-003	SOCKET ASSY., HEADLIGHT .....	1	1	1	1	1	-		
	33130-KPJ-C11	SOCKET COMP., HEADLIGHT .....	-	-	-	-	-	1		
6	34901-KC5-003	BULB, HEADLIGHT (12V 35/36.5W)	1	1	1	1	1	1		
7	38110-MJ8-672	HORN ASSY. (HIGH) .....	1	1	1	1	1	-		
	38110-MBB-000	.....	-	-	-	-	-	1		
8	61301-413-000ZM	CASE, HEADLIGHT *NH196*.....ROSS WHITE	1	1	1	1	1	1		
9	61302-465-770	COLLAR, HEADLIGHT CASE .....	2	2	2	2	2	2		
10	61303-424-770	NUT, L. HEADLIGHT CASE .....	2	2	2	2	2	2		
11	61304-292-000	COLLAR, HEADLIGHT SETTING ...	2	2	2	2	2	2		
12	61304-415-000	RUBBER, HEADLIGHT CASE MOUNTING	2	2	2	2	2	2		
13	61311-KBG-J00ZA	STAY, HEADLIGHT *NH196*.....ROSS WHITE	1	1	1	1	1	-		
	61311-KPJ-C10ZA	*NH196*.....ROSS WHITE	-	-	-	-	-	1		
14	61312-149-300	BOOT, HEADLIGHT BRACKET .....	2	2	2	2	2	2		
15	90125-KW4-000	BOLT, SPECIAL FLANGE, 12X25	2	2	2	2	2	2		
16	90501-GR2-000	COLLAR, 6.2X11 .....	2	2	2	2	2	2		



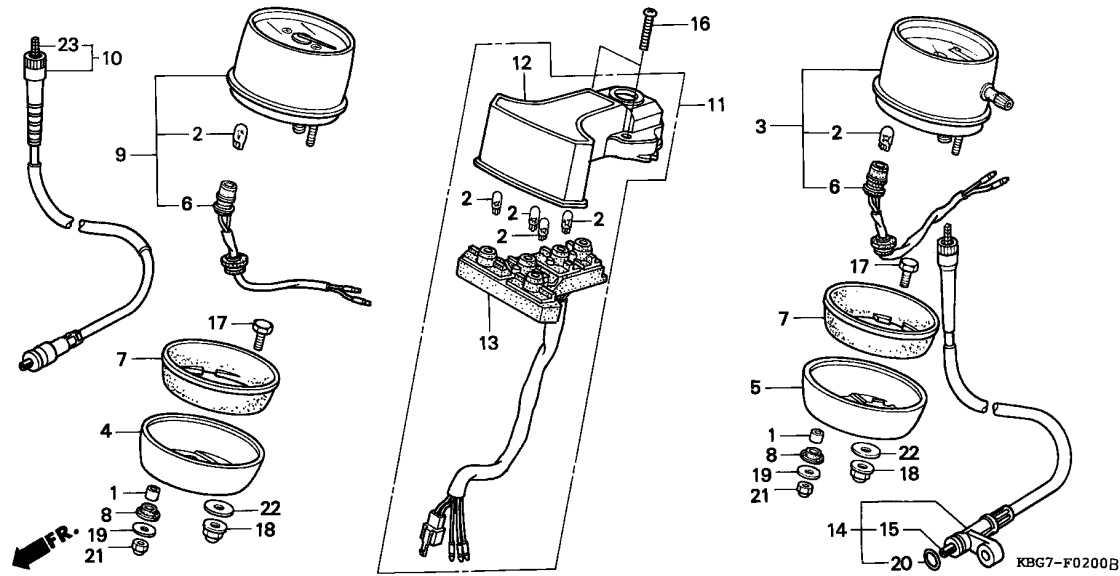
Ref. No.	Part No.	Description	Reqd. QTY						Serial No.	Parts catalogue code
			CB250P T	CB250 W	4	4	CB250P 5	6		
17	93892-05016-00	SCREW-WASHER, 5X16 .....	2	2	2	2	2	2		
18	95701-06012-07	BOLT, FLANGE, 6X12 .....	1	1	1	1	1	1		
19	96001-06025-07	BOLT, FLANGE, 6X25 .....	2	2	2	2	2	2		
20	33140-KPJ-C11	SOCKET COMP., POSITION .....	-	-	-	-	-	1		
21	34910-346-003	BULB, SPEED PILOT (12V5W) (STANLEY) .....	-	-	-	-	-	1		
22	94103-06000	WASHER, PLAIN, 6MM .....	-	-	-	-	-	1		



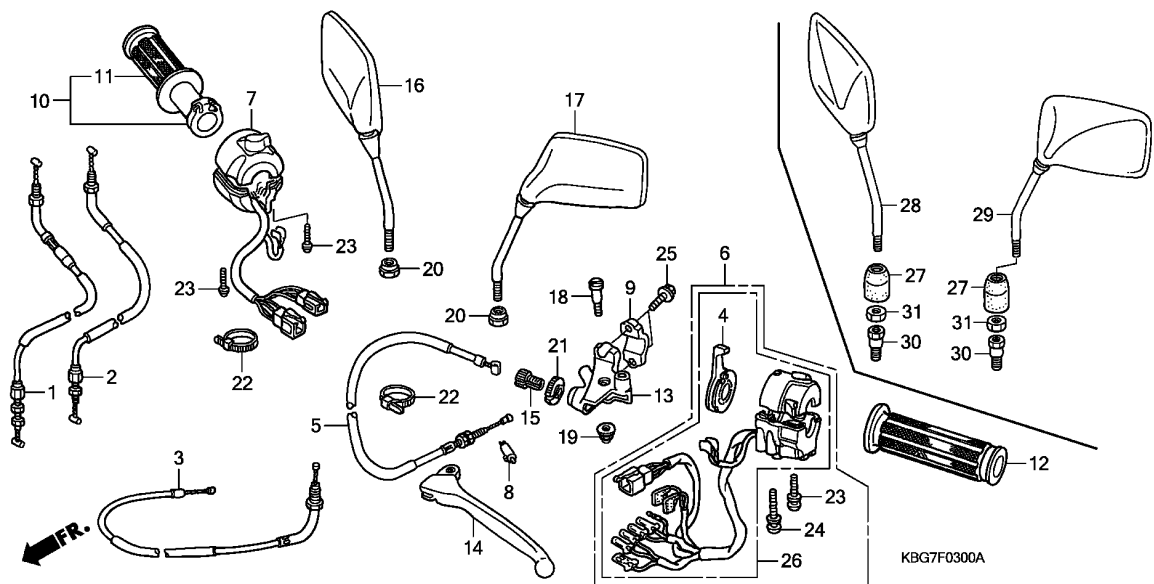
Ref. No.	L.O.N.	(Relative ref. Number) Description	F.R.T.
3	8121A3	SPEEDOMETER ASSEMBLY	0.3
4	(7)		
5	8121E7	COVER, TACHOMETER	0.2
5	(7)		
5	8121E6	COVER, SPEEDOMETER	0.2
6	6161M1	SOCKET, METER BULB	0.3
6	6161M1A	.Replace 1 meter bulb socket add	0.3
9	8121B1	TACHOMETER ASSEMBLY	0.3
10	811165	CABLE, TACHOMETER	0.1
11	8121D9	BOX ASSY., PILOT INDICATOR	0.4
12	8121E0	COVER, PILOT INDICATOR BOX	0.1
13	8121C4	SOCKET ASSY., INDICATOR	0.4
14	811160	CABLE, SPEEDOMETER	0.1
15	8111B2	CABLE, SPEEDOMETER INNER	0.1
23	8111C0	CABLE, TACHOMETER INNER	0.1

Ref. No.	Part No.	Description	Reqd. QTY						Serial No.	Parts catalogue code
			CB250P T	CB250 W	4	4	CB250P 5	6		
1	17237-KC2-000	COLLAR A, AIR CLEANER	4	4	4	4	4	4		
2	34908-GA7-701	BULB, WEDGE BASE (T10) (12V 3.4W)	6	6	6	6	6	6		
3	37200-KBG-701	SPEEDOMETER ASSY. (KPH)	1	1	1	1	1	1		
4	37212-447-000	RING, R. METER SETTING	1	1	1	1	1	1		
5	37213-447-000	RING, L. METER SETTING	1	1	1	1	1	1		
6	37223-KBG-671	SOCKET COMP.	2	2	2	2	2	2		
7	37242-323-701	CUSHION, METER	2	2	2	2	2	2		
8	37244-307-670	RUBBER, METER SETTING	4	4	4	4	4	4		
9	37250-KBG-701	TACHOMETER ASSY.	1	1	1	1	1	1		
10	37260-KBG-J01	CABLE ASSY., TACHOMETER	1	1	1	1	1	1		
	37260-KPJ-C10		-	-	-	-	-	1		
11	37600-KC2-961	BOX ASSY., PILOT	1	1	1	1	1	-		
12	37610-KC2-961	COVER COMP.	1	1	1	1	1	-		
	37610-KPJ-C11		-	-	-	-	-	1		
13	37619-KC2-961	CORD COMP., PILOT	1	1	1	1	1	1		
14	44830-KBG-700	CABLE COMP., SPEEDOMETER	1	1	1	1	1	1		
15	44831-KBG-700	CABLE, INNER	1	1	1	1	1	1		
16	90140-KAE-000	SCREW, PAN, 4X28	2	2	2	2	2	2		
17	90159-356-000	BOLT, METER SETTING	2	2	2	2	2	2		
18	90208-438-000	NUT, CAP, 8MM	2	2	2	2	2	2		
19	90545-323-700	WASHER, 6.5X18	4	4	4	4	4	4		
20	91301-027-000	O-RING, 6.8X1.9	1	1	1	1	1	1		
21	94021-06020-0S	NUT, CAP, 6MM	4	4	4	4	4	4		
22	94101-08000	WASHER, PLAIN, 8MM	2	2	2	2	2	2		





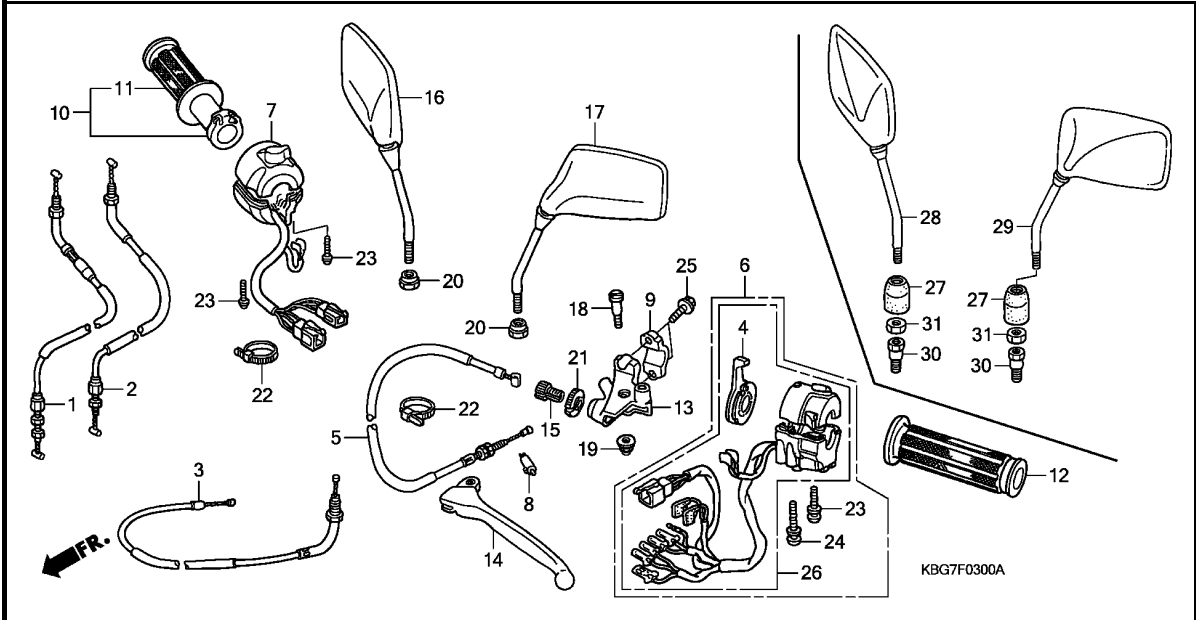
Ref. No.	Part No.	Description	Reqd. QTY						Serial No.	Parts catalogue code
			CB250P T	CB250 W	4	4	CB250P 5	6		
23	37261-KBG-J00	CABLE, INNER .....	1	1	1	1	1	-		
	37261-KPJ-C10	CABLE COMP., INNER .....	-	-	-	-	-	1		



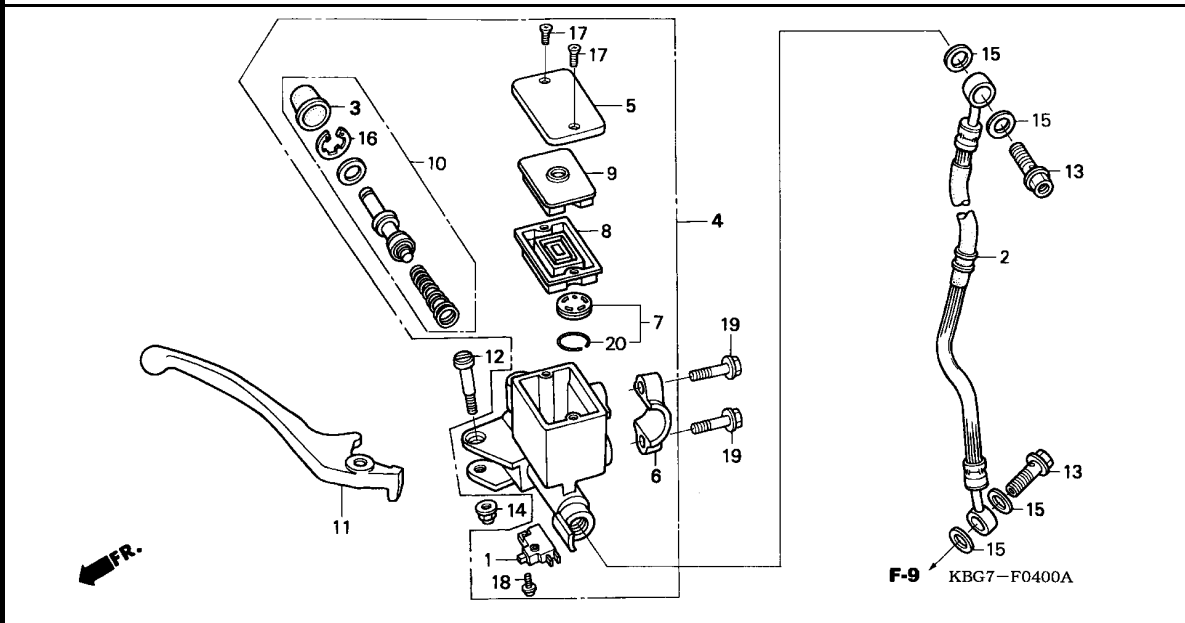
Ref. No.	L.O.N.	(Relative ref. Number) Description	F.R.T.
1		(2)	
1	811100	CABLE, THROTTLE .....	0.4
		.NOTE: Same time for two units	
3	811120	CABLE, CHOKE .....	0.3
4	810140	LEVER, CHOKE :HANDLE SIDE ....	0.3
5	811115	CABLE, CLUTCH .....	0.2
6		(26)	
6	615118	SWITCH, WINKER .....	0.5
7	6151D1	SWITCH ASSY., RIGHT POLICE ...	0.6
8	6151A9	SWITCH, CLUTCH .....	0.2
10	810150	GRIP, THROTTLE .....	0.2
11	8101C1	GRIP, HANDLE :RIGHT .....	0.2
12	8101C0	GRIP, HANDLE :LEFT .....	0.1
13	8101C8	BRACKET, HANDLE LEVER :LEFT ..	0.2
14	8101C6	LEVER, HANDLE :LEFT .....	0.1
	8101F5	LEVER, HANDLE :BOTH .....	0.2

3

Ref. No.	Part No.	Description	Reqd. QTY						Serial No.	Parts catalogue code
			CB250P T	CB250 W	4	4	CB250P 5	6		
1	17910-KBG-J00	CABLE COMP. A, THROTTLE .....	1	-	-	-	-	-	----- RT,2PL,2RT,3CH,4CH ----- 5002620 CH,2CH ----- 5500385 PL	
			-	1	-	-	-	-		
	17910-KBG-J01	.....	1	-	1	1	-	-	----- 4K000214 ----- 5002621 CH,2CH ----- 5500386 PL ----- 4K000215	
			-	-	1	1	-	1		
2	17920-KBG-J00	CABLE COMP. B, THROTTLE .....	1	-	-	-	-	-	----- RT,2PL,2RT,3CH,4CH ----- 5002620 CH,2CH ----- 5500385 PL	
			-	1	-	-	-	-		
	17920-KBG-J01	.....	1	-	1	1	-	-	----- 4K000214 ----- 5002621 CH,2CH ----- 5500386 PL ----- 4K000215	
			-	-	1	1	-	1		
3	17950-KBG-J00	CABLE COMP., CHOKE .....	1	1	1	1	1	1		
4	17962-MN8-003	LEVER, CHOKE .....	1	-	-	-	-	-		
	17962-MN8-000	.....	-	1	1	1	1	1		
5	22870-KBG-J00	CABLE COMP., CLUTCH .....	1	1	1	1	1	1		
6	35020-KBG-B00	SWITCH SET, WINKER .....	1	1	1	1	1	-		
7	35150-KBG-A00	SWITCH ASSY., R. POLICE .....	1	1	1	1	1	-		
	35150-KPJ-C10	.....	-	-	-	-	-	1		
8	35330-413-003	SWITCH COMP., FR. LEVER .....	1	1	1	1	1	1		
9	45517-166-006	HOLDER, MASTER CYLINDER .....	1	1	1	1	1	1		
10	53140-KY6-000	GRIP COMP., R. ....	1	1	1	1	1	1		



Ref. No.	Part No.	Description	Reqd. QTY						Serial No.	Parts catalogue code
			CB250P T	CB250 W	4	4	5	6		
11	53165-KT8-710	GRIP, R. HANDLE .....	1	1	1	1	1	1		
12	53166-KT8-710	GRIP, L. HANDLE .....	1	1	1	1	1	1		
13	53172-KT7-750 53172-KT7-751	BRACKET, HANDLE LEVER .....	1	1	1	1	1	-		
14	53178-KV0-670	LEVER COMP., L. HANDLE .....	1	1	1	1	1	1		
15	53192-268-000	BOLT, WIRE ADJUSTING .....	1	1	1	1	1	1		
16	88210-KBG-J00	MIRROR COMP., R. ....	1	1	1	1	1	-		
17	88220-KBG-J00	MIRROR COMP., L. ....	1	1	1	1	1	-		
18	90113-438-000	BOLT, L. STEERING HANDLE LEVER PIVOT	1	1	1	1	1	1		
19	90201-415-000	NUT, CAP, 6MM .....	1	1	1	1	1	1		
20	90314-MB6-000	NUT, LOCK .....	2	2	2	2	2	-		
21	90321-MA6-750	NUT, FIXING .....	1	1	1	1	1	1		
22	90652-KT1-771	BAND, WIRE (BLACK) .....	4	4	4	4	4	4		
23	93892-05035-07	SCREW-WASHER, 5X35 .....	3	3	3	3	3	3		
24	93892-05045-07	SCREW-WASHER, 5X45 .....	1	1	1	1	1	1		
25	96001-06025-07	BOLT, FLANGE, 6X25 .....	2	2	2	2	2	2		
26	35200-KPJ-C10	SWITCH ASSY., WINKER .....	-	-	-	-	-	1		
27	88130-MB6-620	COVER, LOCK NUT .....	-	-	-	-	-	2		
28	88210-KPJ-C10	MIRROR COMP., R. ....	-	-	-	-	-	1		
29	88220-KPJ-C10	MIRROR COMP., L. ....	-	-	-	-	-	1		
30	90003-MW3-620	BOLT, ADAPTER, 10MM .....	-	-	-	-	-	2		
31	90201-MW3-620	NUT, HEX., 10MM .....	-	-	-	-	-	2		



Ref. No.	L.O.N.	(Relative ref. Number) Description	F.R.T.
1	6151B2	SWITCH, FRONT STOP .....	0.1
2	7121A0	HOSE, FRONT BRAKE .....	0.4
		.INCLUDES: Bleed brakes	
4	712105	CYLINDER, FRONT BRAKE MASTER .....	0.4
		.INCLUDES: Bleed brakes	
8	7121G6	DIAPHRAGM, FRONT BRAKE MASTER CYLINDER .....	0.1
10	7121G9	PISTON SET, FRONT BRAKE MASTER .....	0.4
		.INCLUDES: Bleed brakes	
11	8101C7	LEVER, HANDLE :RIGHT .....	0.1
	8101F5	LEVER, HANDLE :BOTH .....	0.2

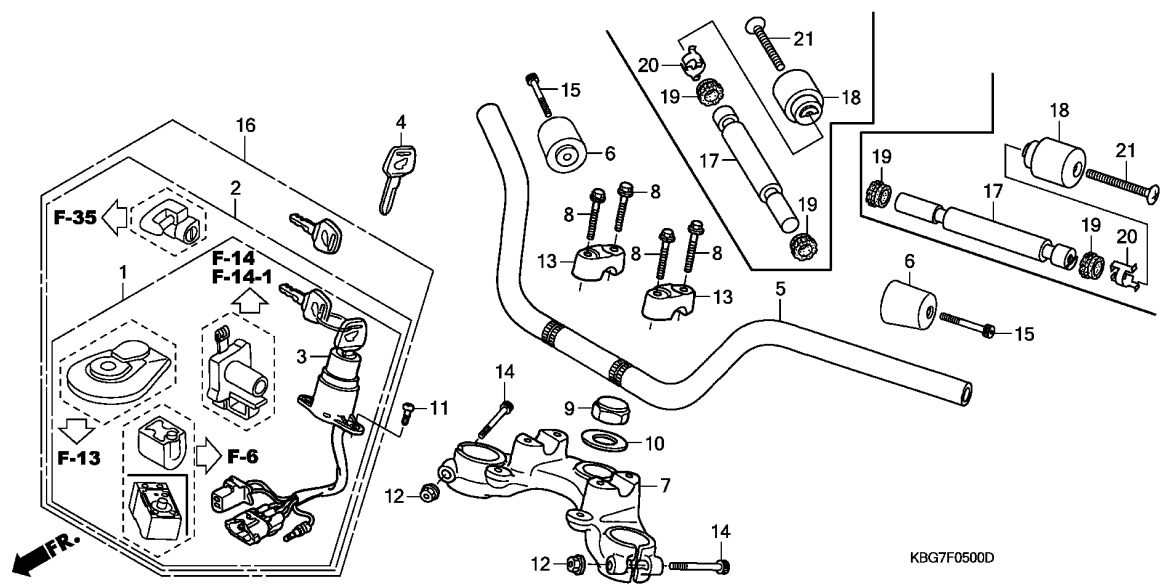


Ref. No.	Part No.	Description	Reqd. QTY						Serial No.	Parts catalogue code
			CB250P T	CB250 W	4	4	CB250P 5	6		
1	35340-MA5-671	SWITCH ASSY., FR. STOP .....	1	1	1	1	1	1		
2	45125-KBG-J01	HOSE ASSY., FR. BRAKE .....	1	1	1	1	1	1		
3	45504-410-003	BOOT COMP. ....	1	1	1	1	1	1		
4	45510-KBG-601	CYLINDER SUB ASSY., FR. MASTER .....	1	1	1	1	1	1		
5	45513-HA2-006	CAP, MASTER CYLINDER .....	1	1	1	1	1	1		
6	45517-166-006	HOLDER, MASTER CYLINDER .....	1	1	1	1	1	1		
7	45518-KY1-701	SEPARATOR COMP. ....	1	1	1	1	1	1		
8	45520-MG7-006	DIAPHRAGM .....	1	1	1	1	1	1		
9	45521-HA2-006	PLATE, DIAPHRAGM .....	1	1	1	1	1	1		
10	45530-MN9-305	CYLINDER SET, MASTER .....	1	1	1	1	1	1		
11	53175-MK7-671	LEVER COMP., R. HANDLE .....	1	1	1	1	1	1		
12	90114-MA5-671	BOLT, HANDLE LEVER PIVOT ....	1	1	1	1	1	1		
13	90145-MS9-611	BOLT, OIL, 10X22 .....	2	-	-	-	-	-	----- 5001033 CH,2CH,3CH,4CH	
			2	-	-	-	-	-	----- 5500145 PL,2PL	
			2	-	-	-	-	-	----- 5500147 RT,2RT	
	90145-MS9-612	.....	2	-	-	-	-	-	5001034 ----- CH,2CH,3CH,4CH	
			2	-	-	-	-	-	5500146 ----- PL,2PL	
			2	-	-	-	-	-	5500148 ----- RT,2RT	
14	90201-415-000	NUT, CAP, 6MM .....	1	1	1	1	1	1		
15	90545-300-000	WASHER, OIL BOLT .....	4	4	4	4	4	4		
16	90651-MA5-671	CIRCLIP .....	1	1	1	1	1	1		
17	93600-04012-1G	SCREW, FLAT, 4X12 .....	2	2	2	2	2	2		
18	93893-04012-17	SCREW-WASHER, 4X12 .....	1	1	1	1	1	1		
19	96001-06022-07	BOLT, FLANGE, 6X22 .....	2	2	2	2	2	2		
20	45523-KY1-701	CLIP .....	1	1	1	1	1	1		

**F-5**

**HANDLE PIPE/TOP BRIDGE**

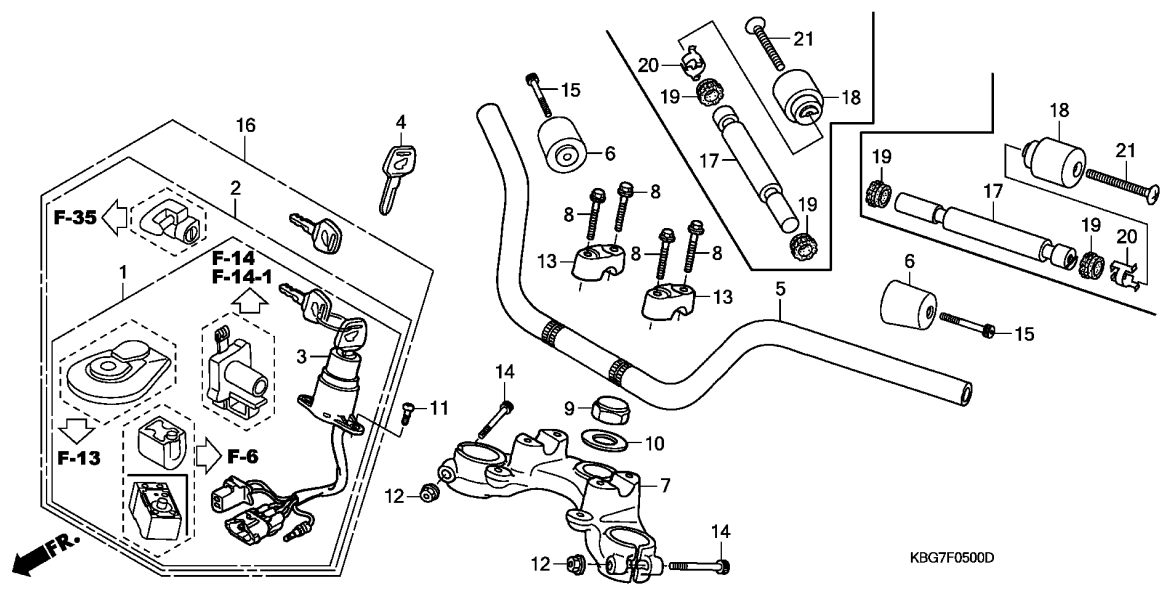
**G 8**



Ref. No.	L.O.N.	(Relative ref. Number) Description	F.R.T.
1	6151A1	KEY SET .....	1.5
2		(16)	
2	6151D2	KEY SET(A) .....	1.7
3	615146	SWITCH, IGNITION .....	0.4
5	810100	PIPE, STEERING HANDLE .....	0.5
	810100G	. '06 model add .....	0.1
7	510110	BRIDGE, FORK TOP .....	0.5
17	8101D6	WEIGHT B, HANDLE :LEFT .....	0.2
	8101D7	WEIGHT B, HANDLE :RIGHT .....	0.2
	8101D8	WEIGHT B, HANDLE :BOTH .....	0.4

Ref. No.	Part No.	Description	Reqd. QTY						Serial No.	Parts catalogue code
			CB250P T	CB250 W	4	4	CB250P 5	6		
1	35010-KBG-A00	KEY SET .....	1	-	-	-	-	-	PL,RT,2PL,2RT	
2	35010-KBG-B00	KEY SET .....	1	-	-	-	-	-	CH,2CH,3CH,4CH	
	35010-KPJ-C10	.....	-	-	-	-	1	-		
3	35100-KBG-B01	SWITCH ASSY., COMBINATION ...	1	-	-	-	-	-	CH,2CH,3CH,4CH	
	35100-KBG-A00	.....	1	-	-	-	-	-	PL,RT,2PL,2RT	
			-	1	1	-	-	-		
4	35121-GZ5-003	KEY, BLANK (TYPE 1) (KEY NO. AXX / BXX)	(1)	(1)	(1)	(1)	(1)	(1)		
	35122-GZ5-003	KEY, BLANK (TYPE 2) (KEY NO. CXX / DXX)	(1)	(1)	(1)	(1)	(1)	(1)		
5	53100-KBG-J00	PIPE COMP., STEERING HANDLE	1	1	1	1	1	-		
	53100-KPJ-C10	HANDLE COMP., STEERING .....	-	-	-	-	-	1		
6	53105-KBG-J00	WEIGHT, STEERING HANDLE .....	-	2	-	-	-	-	5100326	
	53105-MV8-900	.....	2	-	-	-	-	-	5001377 CH,2CH,3CH,4CH	
	53105-KBG-J01	.....	2	-	-	-	-	-	PL,RT,2PL,2RT	
			-	2	-	-	-	-	5100327	
			-	2	-	-	-	-	5001378	
	53105-MV8-901	.....	2	-	-	-	-	-	CH,2CH,3CH,4CH	
7	53231-KBG-000	BRIDGE, FORK TOP .....	1	1	1	1	1	1		
8	90111-362-000	BOLT, FLANGE, 8X36 .....	4	4	4	4	4	4		
9	90304-159-000	NUT, STEERING STEM .....	1	1	1	1	1	1		
10	90503-051-870	WASHER, STEERING STEM .....	1	1	1	1	1	1		
11	93500-06012-0G	SCREW, PAN, 6X12 .....	2	2	2	2	2	2		

**3**



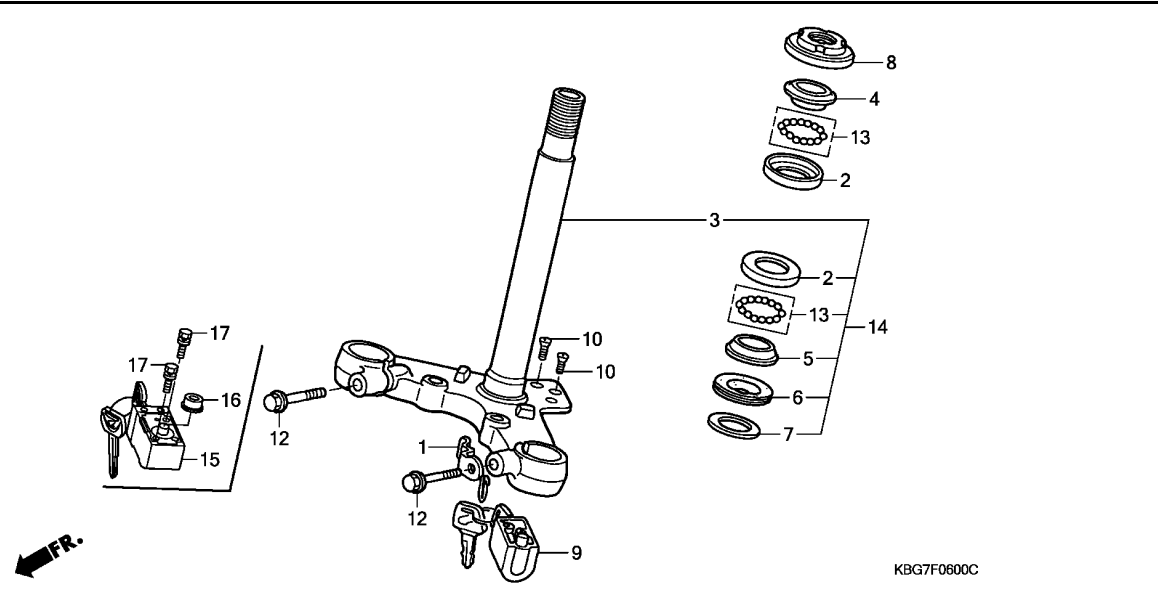
3

Ref. No.	Part No.	Description	Reqd. QTY						Serial No.	Parts catalogue code
			CB250P T	CB250 W	4	4	CB250P 5	6		
12	94050-08070	NUT, FLANGE, 8MM .....	2	2	2	2	2	2		
13	95014-22200	HOLDER B2, HANDLE PIPE UPPER .....	2	2	2	2	2	2		
14	96600-08055-07	BOLT, SOCKET, 8X55 .....	2	2	2	2	2	2		
15	96700-08060-07	BOLT, SOCKET, 8X60 .....	2	-	-	-	-	-	----- 3CH,4CH ----- 5003189 CH,2CH ----- 4K000220 ----- 6000006	
	90191-KPJ-C00	.....	2	-	-	-	-	-	----- 5003190 ----- 4K000221 CH,2CH ----- 6000007	
	96700-08050-07	BOLT, SOCKET, 8X50 .....	2	-	-	-	-	-	----- RT,2PL,2RT	
	90191-KBG-B10	.....	2	-	2	-	-	-	----- 4K000220 ----- PL	
			-	-	2	-	-	-	----- 4K000221	
16	35010-KPJ-880	KEY SET .....	-	-	-	1	-	-		
17	53104-MS2-000	WEIGHT B, STEERING HANDLE ...	-	-	-	-	-	2		
18	53105-MK4-620	WEIGHT, STEERING HANDLE .....	-	-	-	-	-	2		
19	53107-MB6-630	RUBBER B, HANDLE WEIGHT .....	-	-	-	-	-	4		
20	53108-KR3-770	RING, HANDLE WEIGHT SNAP .....	-	-	-	-	-	2		
21	90191-KT7-750	SCREW, OVAL, 6X60 .....	-	-	-	-	-	2		

F-6

STEERING STEM

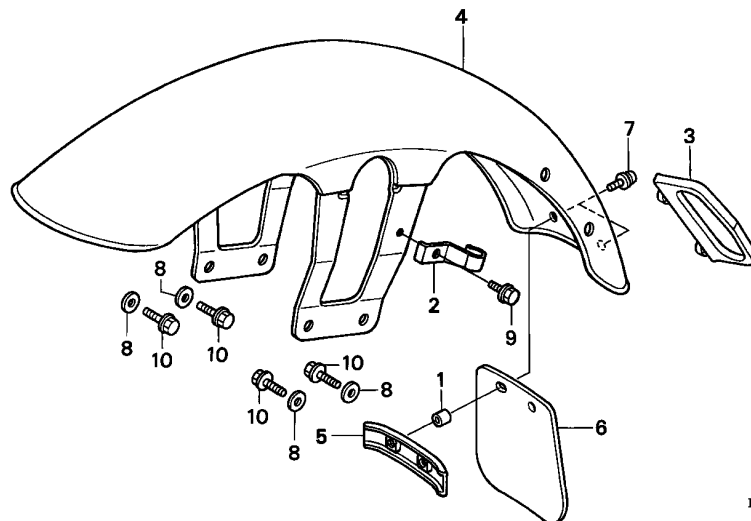
G10



Ref. No.	L.O.N.	(Relative ref. Number) Description	F.R.T.
2	5101A0	RACE, STEERING BALL :UPPER ...	1.0
	5101A1	RACE, STEERING BALL :LOWER ...	1.0
	5101C9	RACE, STEERING BALL :BOTH ....	1.0
3	5101B1	STEM, STEERING .....	1.2
4	5101A9	RACE, STEERING TOP CONE .....	0.5
5		(6,7)	
	5101B0	RACE, STEERING BOTTOM CONE ...	1.2
8	5101B2	THREAD, STEERING HEAD TOP ....	0.5
9		(15)	
	615147	LOCK, STEERING .....	0.9
14	510100	STEM OR SHAFT ASSY., STEERING	1.0

Ref. No.	Part No.	Description	Reqd. QTY						Serial No.	Parts catalogue code
			CB250P T	CB250 W	4	4	CB250P 5	6		
1	45127-KBG-700	CLAMP, FR. BRAKE HOSE .....	1	1	1	1	1	1		
2	50301-041-010	RACE, STEERING TOP BALL .....	2	2	2	2	2	2		
3	53200-KBG-J00ZA	STEM COMP., STEERING *NH1*.....BLACK	1	1	1	1	1	1	-	
4	53211-028-010	RACE, STEERING TOP CONE .....	1	1	1	1	1	1	1	
5	53212-030-010	RACE, STEERING BOTTOM CONE ..	1	1	1	1	1	1	1	
6	53214-001-010	DUST SEAL, STEERING HEAD ....	1	1	1	1	1	1	1	
7	53215-001-000	WASHER, STEERING HEAD DUST SEAL	1	1	1	1	1	1	1	
8	53220-074-000	THREAD COMP., STEERING HEAD TOP	1	1	1	1	1	1	1	
9	53600-086-007	LOCK, STEERING HANDLE .....	1	1	1	1	1	1	-	
10	90164-028-000	SCREW, U-LOCK FLAT, 6X12 .....	2	2	2	2	2	2	-	
12	96300-08040-07	BOLT, FLANGE, 8X40 .....	2	2	2	2	2	2	2	
13	06531-KAN-630	BALL ASSY., STEEL, #6X21 .....	2	2	2	2	2	2	2	
14	53219-KPJ-C10ZA	STEM SUB ASSY., STEERING *NH1*.....BLACK	-	-	-	-	-	-	1	
15	53610-KPJ-C10	KEY SET, STEERING LOCK .....	-	-	-	-	-	-	1	
16	53610-MEG-000	COLLAR, LOCK PIN SUPPORT .....	-	-	-	-	-	-	1	
17	90114-MLO-720	BOLT, BREAK OFF .....	-	-	-	-	-	-	2	

3

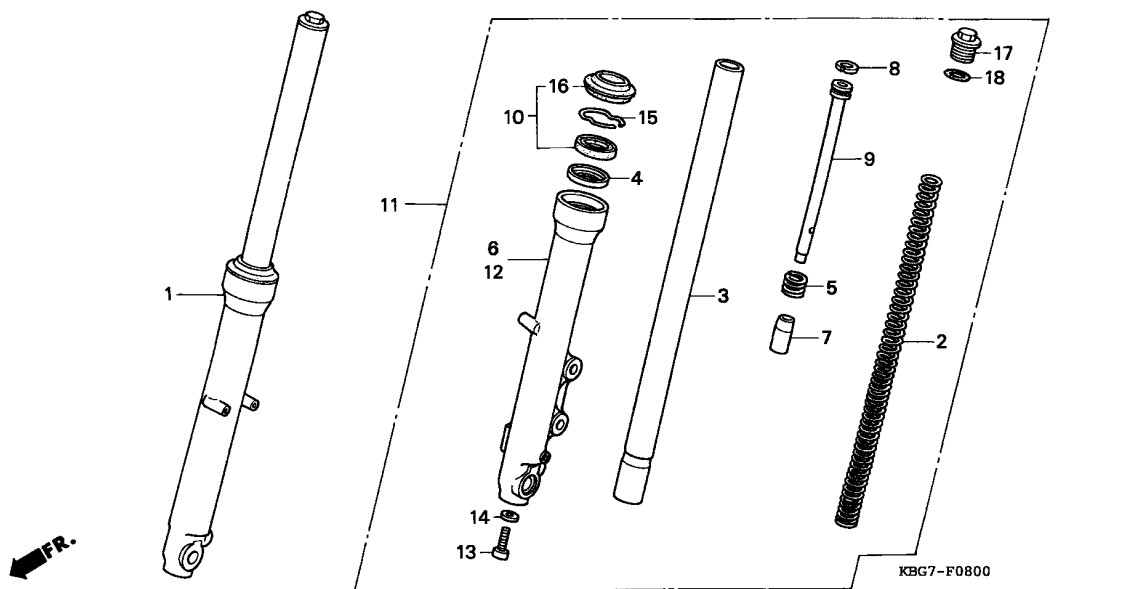


Ref. No.	L.O.N. (Relative ref. Number)	Description	F.R.T.
4	4131B7	FENDER, FRONT	0.1

3

Ref. No.	Part No.	Description	Reqd. QTY						Serial No.	Parts catalogue code
			CB250P T	CB250 W	4	4	CB250P 5	6		
1	19033-415-000	COLLAR, RADIATOR COVER	2	-	-	-	-	-	-	CH,2CH,3CH,4CH
2	45417-413-000	CLAMP A, BRAKE HOSE	1	1	1	1	1	1	1	
3	45451-KB4-000	GROMMET, WIRE	1	1	1	1	1	1	1	
4	61110-KBG-J00ZB	FENDER ASSY., FR. (WL)	-	-	-	-	-	-	-	
	*NH196	1*.....ROSS WHITE	1	-	-	-	-	-	-	PL,2PL
	61100-KBG-700ZG	FENDER COMP., FR.	-	-	-	-	-	-	-	
	*NH196*	.....ROSS WHITE	1	-	-	-	-	-	-	RT,2RT
	61110-KBG-B00ZA	FENDER ASSY., FR. (WL)	-	1	1	-	-	-	-	
	*NH196	1*.....ROSS WHITE	1	-	-	-	-	-	-	CH,2CH,3CH,4CH
	61110-KBG-B00ZB	*NH196*.....ROSS WHITE	-	-	-	1	-	1	-	
5	61103-KBG-B00	PLATE, FR. MUDGUARD	1	-	-	-	-	-	-	CH,2CH,3CH,4CH
			-	-	-	1	1	1	-	
6	61104-121-760	MUDGUARD, FR.	1	-	-	-	-	-	-	CH,2CH,3CH,4CH
7	93891-05012-00	SCREW-WASHER, 5X12	2	-	-	-	-	-	-	CH,2CH,3CH,4CH
			-	-	-	2	2	2	2	
8	94103-06800	WASHER, PLAIN, 6MM	4	4	4	4	4	4	4	
9	95701-06010-00	BOLT, FLANGE, 6X10	1	1	1	1	1	1	1	
10	95701-06016-00	BOLT, FLANGE, 6X16	4	4	4	4	4	4	4	

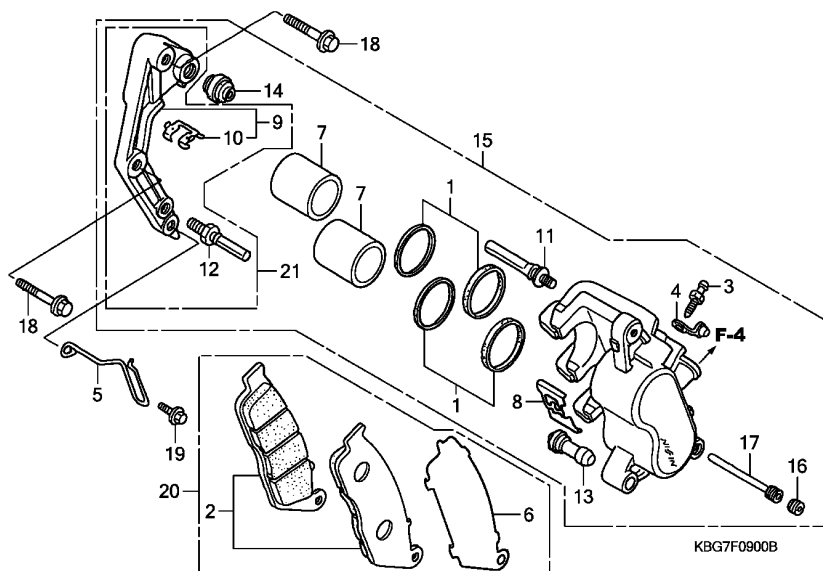




Ref. No.	L.O.N.	(Relative ref. Number) Description	F.R.T.
1	5111C3	FORK ASSY., FRONT :RIGHT .....	0.5
	5111C4	FORK ASSY., FRONT :BOTH .....	0.7
2	5111C5	SPRING, FRONT FORK :LEFT .....	0.2
	5111C6	SPRING, FRONT FORK :RIGHT .....	0.2
	5111C7	SPRING, FRONT FORK :BOTH .....	0.4
3		(5,7,8,9)	
	5111G2	PIPE, FRONT FORK :LEFT .....	0.8
	5111G3	PIPE, FRONT FORK :RIGHT .....	0.8
	5111G4	PIPE, FRONT FORK :BOTH .....	1.3
6	5111D2	CASE, BOTTOM :RIGHT .....	0.9
	5111D3	CASE, BOTTOM :BOTH .....	1.5
10	5111E7	SEAL SET, FRONT FORK :LEFT ...	0.8
	5111E8	SEAL SET, FRONT FORK :RIGHT ..	0.8
	5111E9	SEAL SET, FRONT FORK :BOTH ...	1.3
11	5111C2	FORK ASSY., FRONT :LEFT .....	0.5
	5111C4	FORK ASSY., FRONT :BOTH .....	0.7
12	5111D1	CASE, BOTTOM :LEFT .....	0.9
	5111D3	CASE, BOTTOM :BOTH .....	1.5

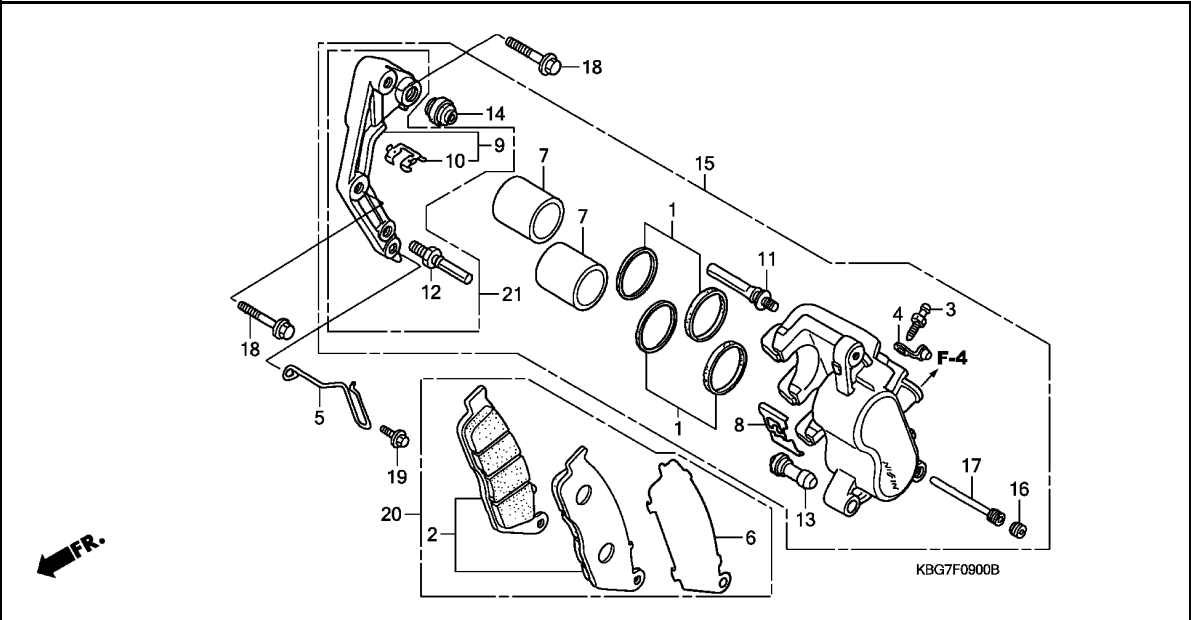
Ref. No.	Part No.	Description	Reqd. QTY						Serial No.	Parts catalogue code
			CB250P T	CB250 W	4	4	CB250P 5	6		
1	51400-KBG-J01	FORK ASSY., R. FR. ....	1	1	1	1	1	1		
2	51401-KBG-J01	SPRING, FR. FORK .....	2	2	2	2	2	2		
3	51410-KBG-J01	PIPE COMP., FR. FORK .....	2	2	2	2	2	2		
4	51412-KK4-003	RING, BACK UP .....	2	2	2	2	2	2		
5	51412-331-770	SPRING, FR. CUSHION REBOUND ..	2	2	2	2	2	2		
6	51420-KBG-J01	CASE COMP., R. BOTTOM .....	1	1	1	1	1	1		
7	51432-447-731	PIECE, OIL LOCK .....	2	2	2	2	2	2		
8	51437-KBG-003	RING, PISTON (SHOWA) .....	2	2	2	2	2	2		
9	51470-KBG-J01	PIPE, SEAT .....	2	2	2	2	2	2		
10	51490-GAA-305	SEAL SET, FR. FORK .....	2	2	2	2	2	2		
11	51500-KBG-J01	FORK ASSY., L. FR. ....	1	1	1	1	1	1		
12	51520-KBG-J01	CASE COMP., L. BOTTOM .....	1	1	1	1	1	1		
13	90116-383-721	BOLT, SOCKET, 8X27 .....	2	2	2	2	2	2		
14	90544-283-000	WASHER, SPECIAL, 8MM .....	2	2	2	2	2	2		
15	90601-354-000	RING, OIL SEAL STOP .....	2	2	2	2	2	2		
16	91254-GAA-003	DUST SEAL .....	2	2	2	2	2	2		
17	94605-27101	BOLT D1, FORK .....	2	2	2	2	2	2		
18	94608-50000	O-RING, 23X2.8 .....	2	2	2	2	2	2		





Ref. No.	L.O.N.	(Relative ref. Number) Description	F.R.T.
2		(20)	
711115		SHOE(PAD) SET, BRAKE :FRONT .. (1)	0.1
7		7111D1 PISTON, FRONT BRAKE CALIPER ..	0.5
		.INCLUDES: Bleed brakes	
		.NOTE: Same time for two units (21)	
9		7111G0 BRACKET, FRONT CALIPER .....	0.2
15		711130 CALIPER, FRONT BRAKE .....	0.4
		.INCLUDES: Bleed brakes	

Ref. No.	Part No.	Description	Reqd. QTY						Serial No.	Parts catalogue code
			CB250P T	CB250 W	4	4	CB250P 5	6		
1	06431-MA3-405	SEAL SET, PISTON .....	2	2	2	2	2	2		
2	06455-MY9-405	PAD SET .....	1	1	1	1	1	1		
3	43352-568-003	SCREW, BLEEDER (NISSIN) .....	1	1	1	1	1	1		
4	43353-461-771	CAP, BLEEDER .....	1	1	1	1	1	1		
5	44832-ME2-000	CLAMP, SPEEDOMETER CABLE .....	1	1	1	1	1	1		
6	45104-KBG-A01	SHIM (B) .....	1	1	1	1	1	1		
7	45107-ML4-006	PISTON .....	2	2	2	2	2	2		
8	45108-ML7-922	SPRING, PAD (NISSIN) .....	1	1	1	1	1	1		
9	45110-KBG-701	BRACKET COMP., L. (NISSIN) ..	1	1	1	1	1	1		
10	45112-ML7-921	RETAINER .....	1	1	1	1	1	1		
11	45131-ML7-921	BOLT A, PIN .....	1	1	1	1	1	1		
12	45131-166-016	BOLT, PIN .....	1	1	1	1	1	1		
13	45132-166-016	BOOT, PIN BUSH (NISSIN) .....	1	1	1	1	1	1		
14	45133-MA3-006	BOOT B .....	1	1	1	1	1	1		
15	45150-KBG-305	CALIPER SUB ASSY., L. FR. BRAKE	1	1	1	1	1	1		
	45150-KPJ-C11	CALIPER SUB ASSY., L. FR. ....	-	-	-	-	-	1		
16	45203-MG3-016	PLUG, PIN .....	1	1	1	1	1	1		
17	45215-ML7-922	PIN, HANGER .....	1	1	1	1	1	1		
18	90110-KN8-730	BOLT, FLANGE, 10X32 .....	2	-	-	-	-	-	5002199 CH,2CH,3CH,4CH	
			2	-	-	-	-	-	5500385 PL,RT,2PL,2RT	
			-	2	-	-	-	-	5100947	
	90101-KL8-761	.....	2	-	-	-	-	-	5002200 CH,2CH,3CH,4CH	
			2	-	-	-	-	-	5500386 PL,RT,2PL,2RT	
			-	2	-	-	-	-	5100948	
			-	-	2	2	2	2		



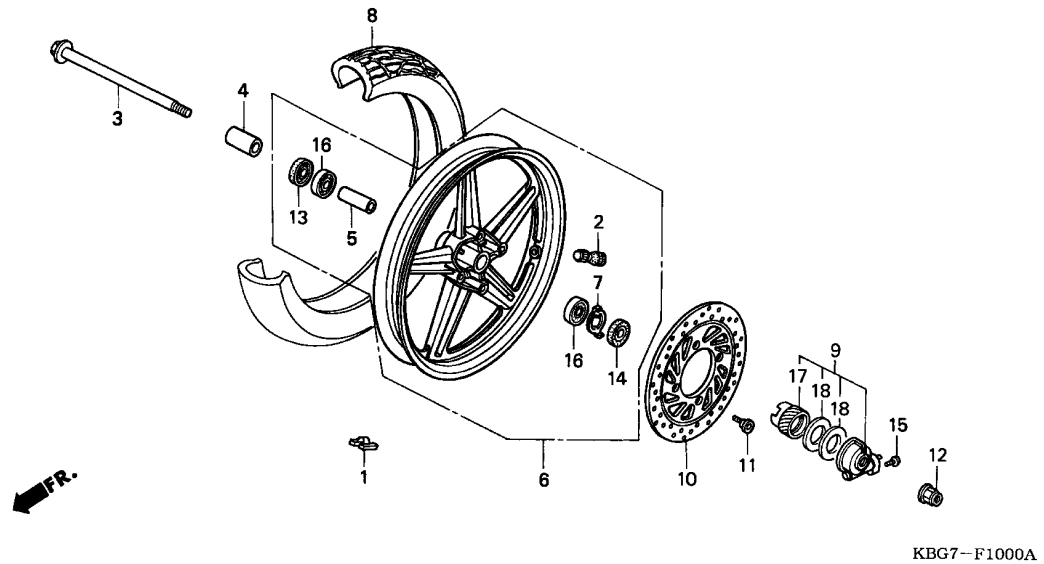
Ref. No.	Part No.	Description	Reqd. QTY						Serial No.	Parts catalogue code
			CB250P T	CB250 W	4	4	CB250P 5	6		

19	95701-06010-07	BOLT, FLANGE, 6X10 .....	1	1	1	1	1	1	
20	06455-MBV-006	PAD SET, FR. ....	-	-	-	-	-	-	1
21	45190-KPJ-C11	BRACKET SUB ASSY., L. FR. ...	-	-	-	-	-	-	1

F-10

FRONT WHEEL

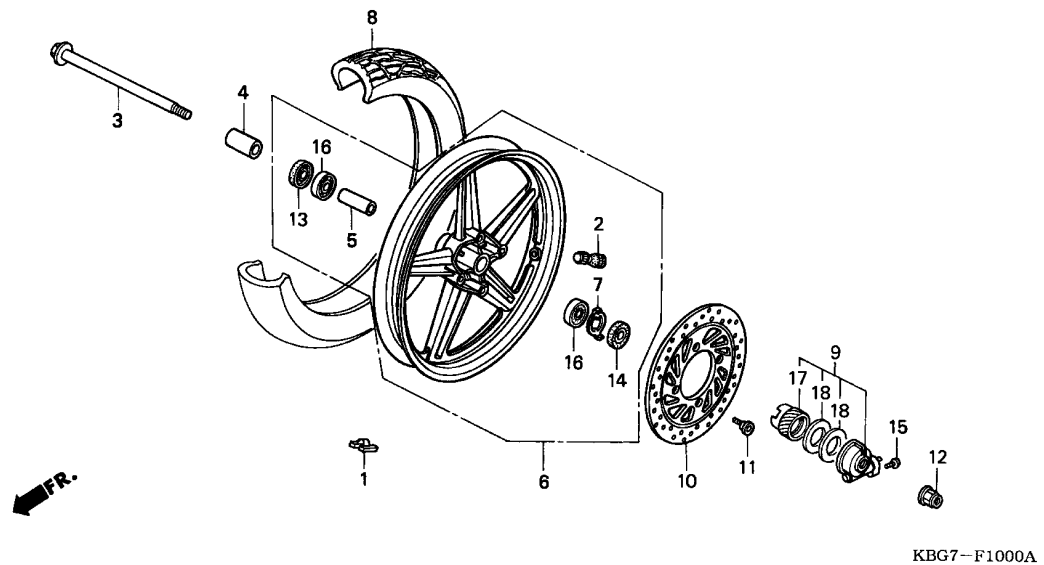
G15



Ref. No.	L.O.N.	(Relative ref. Number) Description	F.R.T.
1	7101A6	WEIGHT, BALANCE :FRONT .....	0.6
3	710151	AXLE, FRONT WHEEL .....	0.3
6	7101D4	FRONT WHEEL .....	1.0
8	710139	FRONT TIRE(ONE) .....	0.9
9	710145	GEARBOX ASSY., SPEEDOMETER ...	0.3
10	711120	DISC, FRONT BRAKE .....	0.4
16		(5)	
	710115	BEARING, FRONT WHEEL(ONE) ....	0.5
	710115G	.Replace 1 bearing add .....	0.1

3

Ref. No.	Part No.	Description	Reqd. QTY						Serial No.	Parts catalogue code
			CB250P T	CB250 W	4	4	CB250P 5	6		
1	42704-MB0-000	WEIGHT, BALANCE (10G) .....	N	-	-	-	-	-	----- PL,RT,2PL,2RT 5003189 CH,2CH,3CH,4CH	
	42705-MB0-000	WEIGHT, BALANCE (20G) .....	N	-	-	-	-	-	----- PL,RT,2PL,2RT 5003189 CH,2CH,3CH,4CH	
	42706-MB0-000	WEIGHT, BALANCE (30G) .....	N	-	-	-	-	-	----- PL,RT,2PL,2RT 5003189 CH,2CH,3CH,4CH	
	42704-MCF-D60	WEIGHT, BALANCE (10G) .....	N	-	-	-	-	5003190	----- CH,2CH,3CH,4CH	
	42705-MCF-D60	WEIGHT, BALANCE (20G) .....	N	-	-	-	-	5003190	----- CH,2CH,3CH,4CH	
	42706-MCF-D60	WEIGHT, BALANCE (30G) .....	N	-	-	-	-	5003190	----- CH,2CH,3CH,4CH	
2	42753-ML7-004	VALVE, RIM (DUNLOP) .....	1	1	1	1	1	1		
3	44301-KB4-000	AXLE, FR. WHEEL .....	1	1	1	1	1	1		
4	44312-KB4-700	COLLAR, FR. WHEEL SIDE .....	1	1	1	1	1	1		
5	44620-KBG-700	COLLAR, FR. AXLE DISTANCE ...	1	1	1	1	1	1		
6	44650-KBG-326ZA	WHEEL SET, FR. *NH196*.....ROSS WHITE	1	1	1	1	1	1		
7	44680-410-000	RETAINER, GEAR BOX .....	1	1	1	1	1	1		
8	44711-KBG-701	TIRE, FR. (DUNLOP) (90/100-18 54S K300MA)	1	-	-	-	-	-	5001160 CH,2CH,3CH,4CH 5500213 PL,2PL 5500239 RT,2RT 5100016	
	44711-KBG-702	.....	-	1	-	-	-	-		



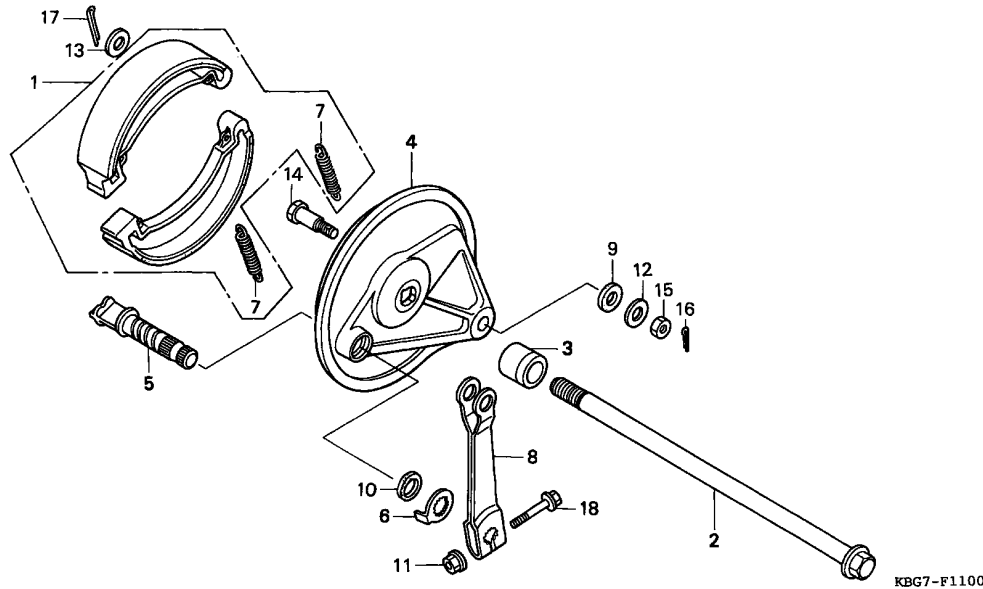
KBG7-F1000A

Ref. No.	Part No.	Description	Reqd. QTY						Serial No.	Parts catalogue code
			CB250P T	CB250 W	4	4	CB250P 5	6		
(8)	44711-KBG-703	TIRE, FR. (DUNLOP) (90/100-18 54S K300MA)	1	-	-	-	-	-	5001161 ----- CH,2CH,3CH,4CH 5500214 ----- 2PL 5500240 ----- RT,2RT 5500214 5500409 PL 5100017	
	44711-KBG-705	TIRE, FR. (DUNLOP) (90/100-18 M/C 54S)	-	-	1	1	1	-		
	44711-KBG-706	.....	1	-	-	-	-	-	5500410 ----- PL	
9	44800-MG5-672	BOX ASSY., SPEEDOMETER GEAR	1	1	1	1	1	1		
10	45351-KBG-J00	DISK, FR. BRAKE	1	1	1	1	1	1		
11	90105-MV9-003	BOLT, DISK, 8X24	4	4	4	4	4	4		
12	90305-GE8-003	NUT, U, 14MM	1	1	1	1	1	1		
13	91252-MC7-003	DUST SEAL, 22X42X7(ARAI)	1	1	1	1	1	1		
14	91258-410-006	DUST SEAL, 40X50X5(NOK)	1	1	1	1	1	1		
	91258-410-013	DUST SEAL, 40X50X5(ARAI)	1	1	1	1	1	1		
15	93700-05016-0A	SCREW, OVAL, 5X16	1	1	1	1	1	1		
16	96140-63020-10	BEARING, RADIAL BALL, 6302U	2	2	2	2	2	2		
17	44806-MC1-771	GEAR, SPEEDOMETER (25T)	1	1	1	1	1	1		
18	44809-402-000	WASHER, SPEEDOMETER GEAR	2	2	2	2	2	2		

# F-11

# REAR BRAKE PANEL

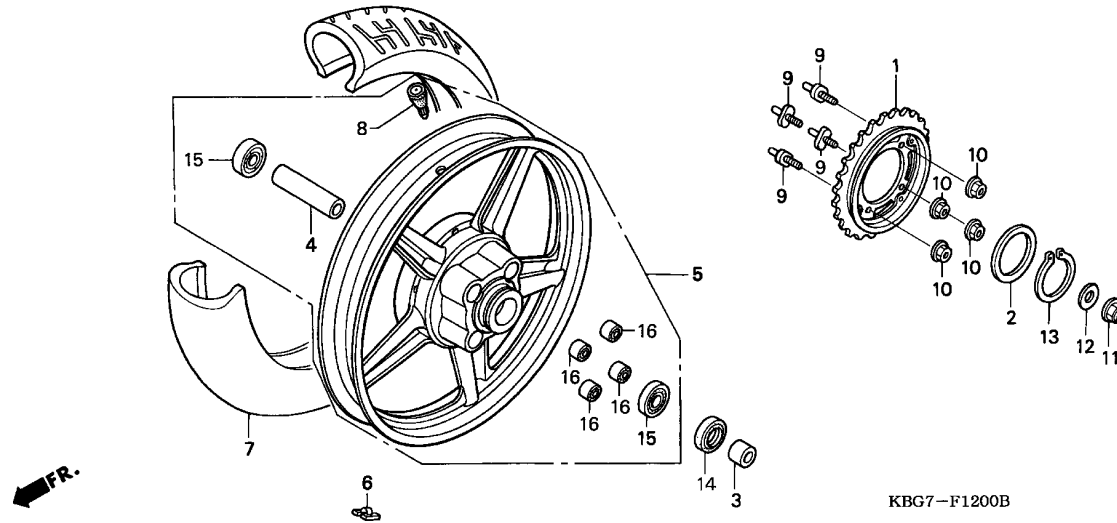
H 1



Ref. No.	L.O.N.	(Relative ref. Number) Description	F.R.T.
1	711140	SHOE(PAD) SET, BRAKE :REAR ...	0.4
2	710160	AXLE, REAR WHEEL .....	0.3
4	7111A9	PANEL, REAR BRAKE .....	0.5
8	7111C4	ARM, BRAKE :REAR .....	0.1

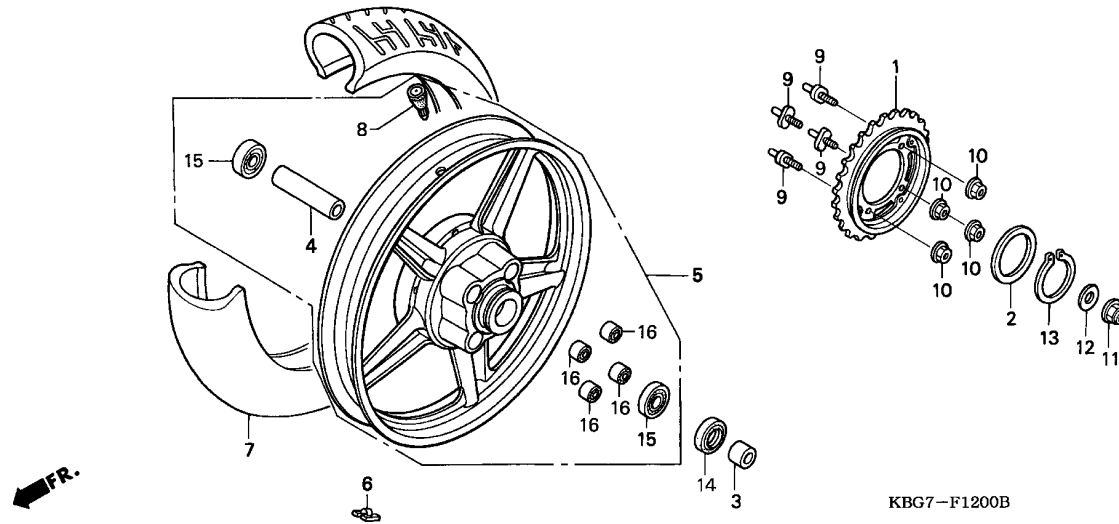
3

Ref. No.	Part No.	Description	Reqd. QTY						Serial No.	Parts catalogue code
			CB250P T	CB250 W	4	4	CB250P 5	6		
1	06430-KBG-702	SHOE SET, BRAKE (JB) .....	1	1	1	1	1	1		
2	42301-KBG-940	AXLE, RR. WHEEL .....	1	1	1	1	1	1		
	52101-KEA-000	BOLT, SWINGARM PIVOT .....	-	-	-	-	-	-	1	
3	42313-399-000	COLLAR, RR. BRAKE PANEL SIDE	1	1	1	1	1	1		
4	43100-KBG-701ZB	PANEL COMP., RR. BRAKE								
	*NH196*	.....ROSS WHITE	1	1	1	1	1	1		
5	43141-KB4-000	CAM, FR. BRAKE .....	1	1	1	1	1	1		
6	43145-KB4-000	INDICATOR, RR. BRAKE .....	1	1	1	1	1	1		
7	43151-329-000	SPRING, BRAKE SHOE .....	2	2	2	2	2	2		
8	43410-KCT-690	ARM, RR. BRAKE .....	1	1	1	1	1	1		
9	43434-286-000	RUBBER, STOPPER ARM CUSHION	1	1	1	1	1	1		
10	45134-250-000	DUST SEAL, BRAKE CAM .....	1	1	1	1	1	1		
11	90301-473-003	NUT, U, 6MM .....	1	1	1	1	1	1		
12	90505-425-000	WASHER, 8MM .....	1	1	1	1	1	1		
13	90524-030-000	WASHER A, HANDLE HOLDER								
		SETTING	1	1	1	1	1	1		
14	92811-10000	BOLT A, BRAKE STOPPER .....	1	1	1	1	1	1		
15	94001-08000-0S	NUT, HEX., 8MM .....	1	1	1	1	1	1		
16	94201-20150	PIN, SPLIT, 2.0X15 .....	1	1	1	1	1	1		
17	94201-20200	PIN, SPLIT, 2.0X20 .....	1	1	1	1	1	1		
18	95701-06035-00	BOLT, FLANGE, 6X35 .....	1	1	1	1	1	1		



Ref. No.	L.O.N.	(Relative ref. Number) Description	F.R.T.
1	7101A0	SPROCKET, FINAL DRIVEN .....	0.4
5	710118	REAR WHEEL .....	1.1
6	7101E1	WEIGHT, BALANCE :REAR .....	0.6
7	710142	REAR TIRE(ONE) .....	1.0
15		(4)	
	710133	BEARING, REAR WHEEL(ONE) .....	0.5
	710133G	.Replac 1 bearing add .....	0.1

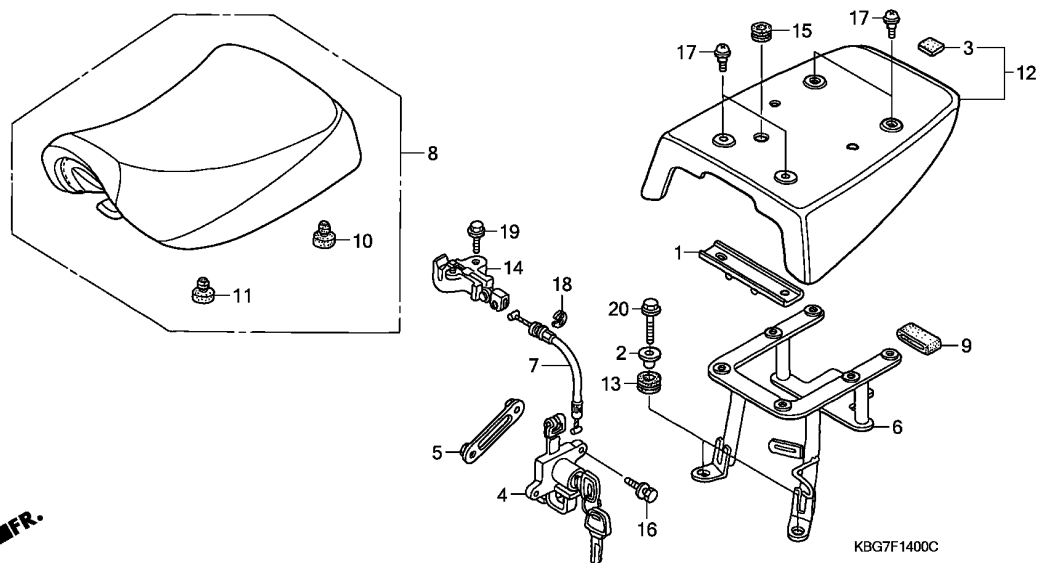
Ref. No.	Part No.	Description	Reqd. QTY						Serial No.	Parts catalogue code
			CB250P T	CB250 W	4	4	CB250P 5	6		
1	41200-KBG-B00	SPROCKET COMP., FINAL DRIVEN (33T)	1	1	1	1	1	1		
2	41202-KB4-000	WASHER, 58X67X2 .....	1	1	1	1	1	1		
3	42312-KK4-000	COLLAR, RR. WHEEL SIDE .....	1	1	1	1	1	1		
4	42620-KB4-000	COLLAR, RR. WHEEL DISTANCE ..	1	1	1	1	1	1		
5	42650-KBG-326ZA	WHEEL SET, RR. *NH196*.....ROSS WHITE	1	1	1	1	1	1		
6	42704-MB0-000	WEIGHT, BALANCE (10G) .....	N	-	-	-	-	-	-----	PL,RT,2PL,2RT 5003189 CH,2CH,3CH,4CH
	42704-MCF-D60	.....	N	-	-	-	-	-	5003190	----- CH,2CH,3CH,4CH
	42705-MB0-000	WEIGHT, BALANCE (20G) .....	N	-	-	-	-	-	-----	PL,RT,2PL,2RT 5003190 CH,2CH,3CH,4CH
	42705-MCF-D60	.....	N	-	-	-	-	-	5003190	----- CH,2CH,3CH,4CH
	42706-MB0-000	WEIGHT, BALANCE (30G) .....	N	-	-	-	-	-	-----	PL,RT,2PL,2RT 5003189 CH,2CH,3CH,4CH
	42706-MCF-D60	.....	N	-	-	-	-	-	5003190	----- CH,2CH,3CH,4CH
7	42711-KBG-701	TIRE, RR. (DUNLOP) (120/90-16S K327AG)	1	-	-	-	-	-	-----	5001154 CH,2CH,3CH,4CH 5500213 PL,2PL 5500239 RT,2RT
	42711-KBG-702	TIRE, RR. (DUNLOP) (120/90-16 63S K327 AG)	-	1	-	-	-	-	-----	5100016



Ref. No.	Part No.	Description	Reqd. QTY						Serial No.	Parts catalogue code
			CB250P T	CB250 W	4	4	CB250P 5	6		
(7)	42711-KBG-703	TIRE, RR. (DUNLOP) (120/90-16 63S K327 AG)	1	-	-	-	-	-	5500214 ----- PL,2PL 5500240 ----- RT,2RT 5001155 5002079 CH,2CH,3CH,4CH 5100017 5100851	
	42711-KBG-704	TIRE, RR. (DUNLOP) (120/90-16 M/C 63S)	1	-	-	-	-	-	5002080 ----- CH,2CH,3CH,4CH 5100852	
	42711-KBG-705	.....	-	-	1	1	1	1		
8	42753-ML7-004	VALVE, RIM (DUNLOP) .....	1	1	1	1	1	1		
9	90128-KK4-000	BOLT, DRIVEN SPROCKET FIXING	4	4	4	4	4	4		
10	90304-GE8-003	NUT, U, 10MM .....	4	4	4	4	4	4		
11	90305-GE8-003	NUT, U, 14MM .....	1	1	1	1	1	1		
12	90504-KR3-000	WASHER, RR. AXLE .....	1	1	1	1	1	-		
13	90664-216-000	CIRCLIP, 58MM .....	1	1	1	1	1	1		
14	91257-230-003	OIL SEAL, 28X42X7 (ARAI) .....	1	1	1	1	1	1		
	91257-230-005	OIL SEAL, 28X42X7 (NOK) .....	1	1	1	1	1	1		
15	96140-63020-10	BEARING, RADIAL BALL, 6302U	2	2	2	2	2	2		
16	41241-KB4-003	BUSH, RR. WHEEL DAMPER .....	4	4	4	4	4	4		



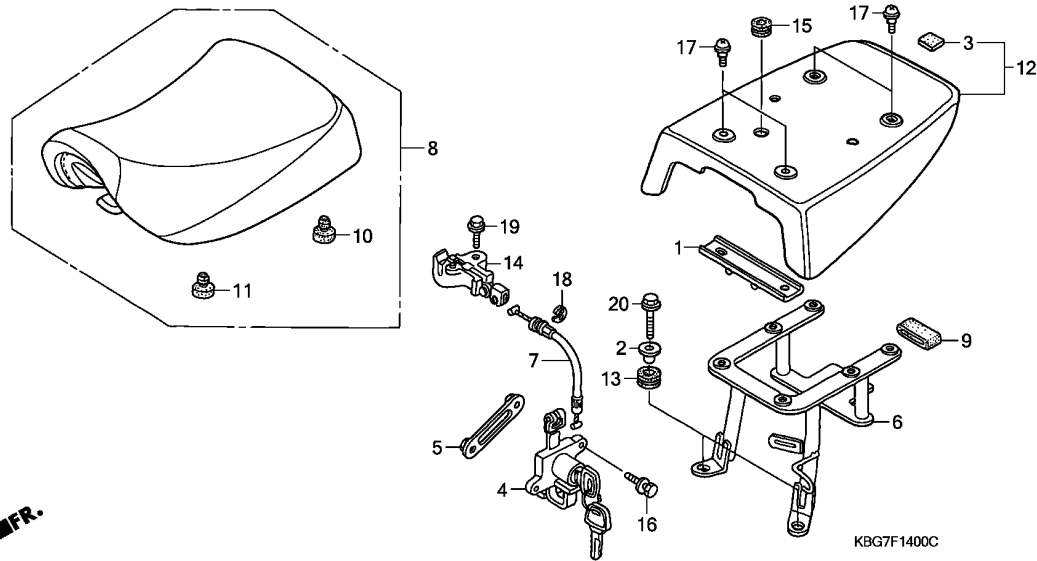




Ref. No.	L.O.N.	(Relative ref. Number) Description	F.R.T.
4	4131F0	LOCK, SEAT	0.3
6	4121D6	STAY, BRIEF BOX	0.3
7	811175	CABLE, SEAT LOCK	0.2
8	413150	SEAT	0.1
12	411140	COWL, SINGLE SEAT	0.1
14	4131N5	HOOK, SEAT CATCH	0.1

3

Ref. No.	Part No.	Description	Reqd. QTY						Serial No.	Parts catalogue code
			CB250P T	CB250 W	4	4	CB250P 5	6		
1	50371-KBG-J00	GUIDE, BRIEF BOX STAY	1	-	-	1	-	-	-----	2CH,2HK,4CH
2	52159-KB7-000	COLLAR, CHAIN GUARD	2	-	-	2	-	-	-----	2CH,2HK,4CH
3	55101-GZ9-000	CUSHION, OIL TANK	2	-	-	2	2	-	-----	2CH,2HK,4CH
4	77110-MN8-700	LOCK ASSY., SEAT	1	-	-	1	2	-	-----	2CH,2HK,4CH
5	77112-ML7-000	PLATE, SEAT LOCK SETTING	1	-	-	1	-	-	-----	2CH,2HK,4CH
			-	-	-	-	1	1		
6	77155-KBG-J00	STAY, BRIEF BOX	1	-	-	1	-	-	-----	2CH,2HK,4CH
			-	-	-	-	1	1		
7	77156-KBG-J00	CABLE, SEAT LOCK	1	-	-	1	-	-	-----	2CH,2HK,4CH
			-	-	-	-	1	1		
8	77200-KBG-J00	SEAT ASSY., SINGLE	1	-	-	1	-	-	-----	2CH,2HK,4CH
			-	-	-	-	1	1		
9	77205-KR3-770	RUBBER A, SEAT SETTING	1	-	-	1	-	-	-----	2CH,2HK,4CH
			-	-	-	-	1	1		
10	77206-GF0-000	RUBBER, SEAT CUSHION	2	-	-	2	-	-	-----	2CH,2HK,4CH
			-	-	-	-	2	2		
11	77206-KBG-000	RUBBER, SEAT CUSHION	6	-	-	6	-	-	-----	2CH,2HK,4CH
			-	-	-	-	6	6		
12	77209-KBG-J00ZA	COWL, SINGLE SEAT	1	-	-	1	-	-	-----	2CH,2HK,4CH
	*NH196*.....ROSS WHITE		-	-	-	-	1	1		
13	77219-MJ6-000	GROMMET, SEAT COWL	2	-	-	2	-	-	-----	2CH,2HK,4CH
			-	-	-	-	2	2		



FR.

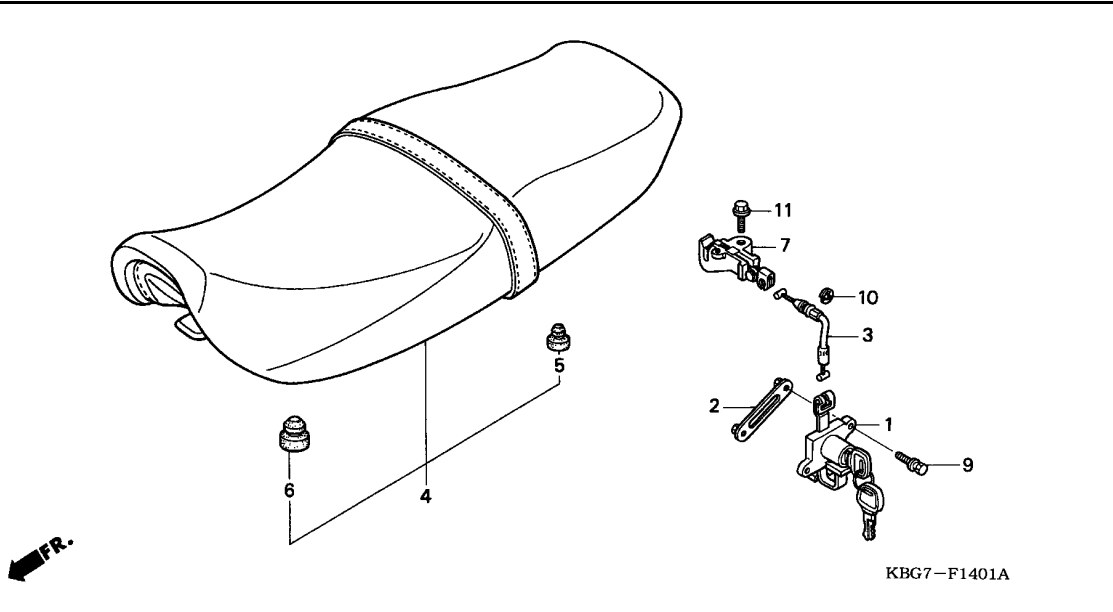
KBG7F1400C

Ref. No.	Part No.	Description	Reqd. QTY						Serial No.	Parts catalogue code
			CB250P T	CB250 W	4	4	CB250P 5	6		
14	77220-KY6-000	HOOK, SEAT CATCH .....	1	-	-	-	-	-----	5002532 2CH,4CH	
	77220-KY6-010	.....	1	-	-	-	-	-----	4K000214 2HK	
			-	-	-	1	-	-----	5002533 ----- 2CH,4CH	
			-	-	-	-	1	-----	4K000215 ----- 2HK	
15	83504-GEO-000	GROMMET, RR. COVER .....	1	-	-	1	-	-----	----- 2CH,2HK,4CH	
			-	-	-	-	1	-----	----- 2CH,2HK,4CH	
16	90008-MZ7-000	BOLT, BREAK OFF, 6MM .....	2	-	-	2	-	-----	----- 2CH,2HK,4CH	
			-	-	-	-	2	-----	----- 2CH,2HK,4CH	
17	90381-MB2-000	SCREW, SPECIAL, 6X11 .....	4	-	-	4	-	-----	----- 2CH,2HK,4CH	
			-	-	-	-	4	-----	----- 2CH,2HK,4CH	
18	90603-720-000	CIRCLIP, 6MM .....	1	-	-	1	-	-----	----- 2CH,2HK,4CH	
			-	-	-	-	1	-----	----- 2CH,2HK,4CH	
19	95701-06016-00	BOLT, FLANGE, 6X16 .....	1	-	-	1	-	-----	----- 2CH,2HK,4CH	
			-	-	-	-	1	-----	----- 2CH,2HK,4CH	
20	96001-06018-00	BOLT, FLANGE, 6X18 .....	2	-	-	2	-	-----	----- 2CH,2HK,4CH	
			-	-	-	-	2	-----	----- 2CH,2HK,4CH	

F-14-1

DOUBLE SEAT

H 7

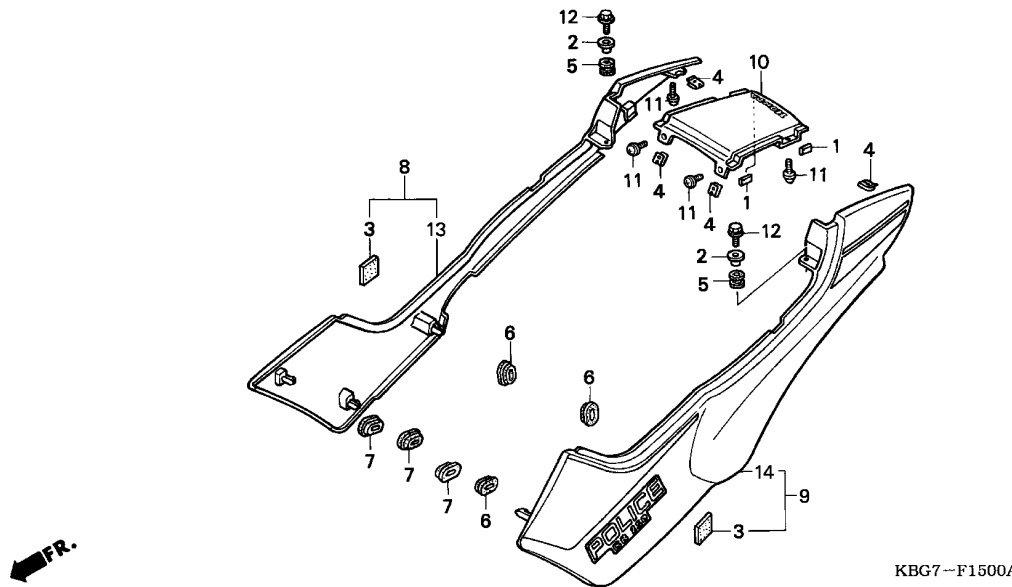


Ref. No.	L.O.N.	(Relative ref. Number) Description	F.R.T.
1	4131F0	LOCK, SEAT .....	0.3
3	811175	CABLE, SEAT LOCK .....	0.2
4	4131E4	SEAT :DOUBLE .....	0.1
7	4131N5	HOOK, SEAT CATCH .....	0.1

KBG7-F1401A

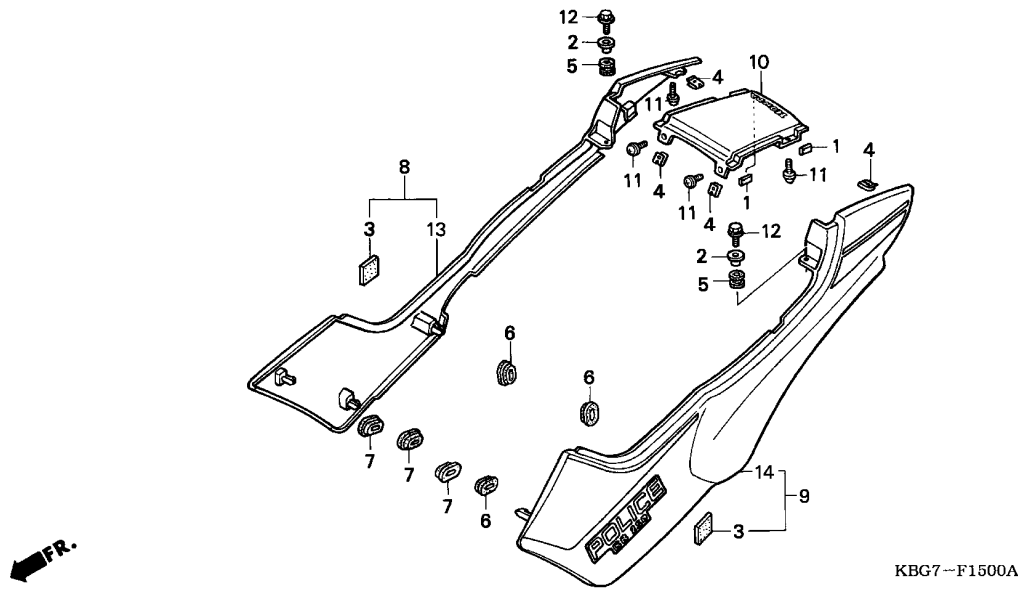
3

Ref. No.	Part No.	Description	Reqd. QTY						Serial No.	Parts catalogue code
			CB250P T	CB250 W	4	4	5	6		
1	77110-MN8-700	LOCK ASSY., SEAT .....	1	-	-	1	-	-	-----	CH, HK, PL, RT, 2PL, 2RT, 3CH
2	77112-ML7-000	PLATE, SEAT LOCK SETTING .....	1	-	-	1	-	-	-----	CH, HK, PL, RT, 2PL, 2RT, 3CH
3	77156-KBG-000	CABLE, SEAT LOCK .....	1	-	-	1	-	-	-----	CH, HK, PL, RT, 2PL, 2RT, 3CH
4	77200-KBG-000	SEAT ASSY., DOUBLE .....	1	-	-	1	-	-	-----	CH, HK, PL, RT, 2PL, 2RT, 3CH
5	77206-GF0-000	RUBBER, SEAT CUSHION .....	4	-	-	4	-	-	-----	CH, HK, PL, RT, 2PL, 2RT, 3CH
6	77206-KBG-000	RUBBER, SEAT CUSHION .....	6	-	-	6	-	-	-----	CH, HK, PL, RT, 2PL, 2RT, 3CH
7	77220-KY6-000	HOOK, SEAT CATCH .....	1	-	-	-	-	-	-----	5002532 CH, 3CH 5500385 PL, RT, 2PL, 2RT
			-	-	-	1	-	-	-----	4K000214
			-	-	-	1	-	-	-----	4K000214 HK
	77220-KY6-010	.....	1	-	-	-	-	-	5002533	----- CH, 3CH
			1	-	-	-	-	-	5500386	----- PL, RT, 2PL, 2RT
			-	-	1	-	-	-	4K000215	-----
			-	-	-	1	-	-	4K000215	----- HK
9	90008-MZ7-000	BOLT, BREAK OFF, 6MM .....	2	-	-	2	-	-	-----	CH, HK, PL, RT, 2PL, 2RT, 3CH
10	90603-720-000	CIRCLIP, 6MM .....	1	-	-	1	-	-	-----	CH, HK, PL, RT, 2PL, 2RT, 3CH
			-	1	1	-	-	-		
11	95701-06016-00	BOLT, FLANGE, 6X16 .....	1	-	-	1	-	-	-----	CH, HK, PL, RT, 2PL, 2RT, 3CH
			-	1	1	-	-	-		



Ref. No.	L.O.N.	(Relative ref. Number) Description	F.R.T.
8	4111J4	COWL, SEAT :RIGHT .....	0.3
	4111M1	COWL, SEAT :BOTH .....	0.3
9	4111J3	COWL, SEAT :LEFT .....	0.3
	4111M1	COWL, SEAT :BOTH .....	0.3
10	4111M5	COWL, SEAT :CENTER .....	0.3

Ref. No.	Part No.	Description	Reqd. QTY						Serial No.	Parts catalogue code
			CB250P T	CB250 W	4	4	CB250P 5	6		
1	40511-KN8-000	RUBBER, CHAIN CASE STAY .....	2	2	2	2	2	2		
2	52159-KB7-000	COLLAR, CHAIN GUARD .....	2	-	-	-	2	2	----- CH,HK,PL,RT,2PL,2RT,3CH	
	80108-061-010	COLLAR A, RR. FENDER .....	2	-	-	-	2	2	----- 2CH,2HK,4CH	
3	55101-GZ9-000	CUSHION, OIL TANK .....	2	-	-	-	2	2		
4	64521-KY6-000	NUT, CLIP, 4MM .....	4	4	4	4	4	4		
5	80101-165-000	RUBBER, RR. FENDER CUSHION ..	2	2	2	2	2	2		
6	83551-GE2-000	GROMMET, AIR CLEANER CASE ...	3	3	3	3	3	3		
7	83551-300-000	GROMMET, AIR CLEANER CASE ...	3	3	3	3	3	3		
8	83600-KBG-B30ZA	COVER SET, R. SIDE *TYPE1*(WL)	1	-	-	-	-	-	----- RT,2RT	
	83600-KBG-J00ZA	COVER SET, R. SIDE *TYPE2*(WL)	1	-	-	-	-	-	----- CH,2CH,3CH,4CH	
	83600-KBG-J00ZB	COVER SET, R. SIDE *TYPE3*(WL)	1	-	-	-	-	-	----- PL,2PL	
	83600-KPJ-C10ZA	COVER SET, R. SIDE *TYPE2*(WL)	-	-	-	-	-	1		
9	83700-KBG-B30ZA	COVER SET, L. SIDE *TYPE1*(WL)	1	-	-	-	-	-	----- RT,2RT	
	83700-KBG-J00ZA	COVER SET, L. SIDE *TYPE2*(WL)	1	-	-	-	-	-	----- CH,2CH,3CH,4CH	
	83700-KBG-J00ZB	COVER SET, L. SIDE *TYPE3*(WL)	1	-	-	-	-	-	----- PL,2PL	
	83700-KPJ-C10ZA	COVER SET, L. SIDE *TYPE2*(WL)	-	-	-	-	-	1		
10	83800-KBG-A00ZA	COVER SET, RR. CENTER *TYPE2*(WL)	1	1	-	-	-	-		
	83800-KPJ-870ZA	COVER SET, RR. CENTER (WL)	-	-	-	-	-	-		
	*NH196*	.....ROSS WHITE	-	-	-	-	1	1		
	83800-KPJ-870ZB	*NH196 1*.....ROSS WHITE	-	-	1	1	-	-		
11	93891-04012-07	SCREW-WASHER, 4X12 .....	4	4	4	4	4	4		
12	96001-06020-07	BOLT, FLANGE, 6X20 .....	2	2	2	2	2	2		



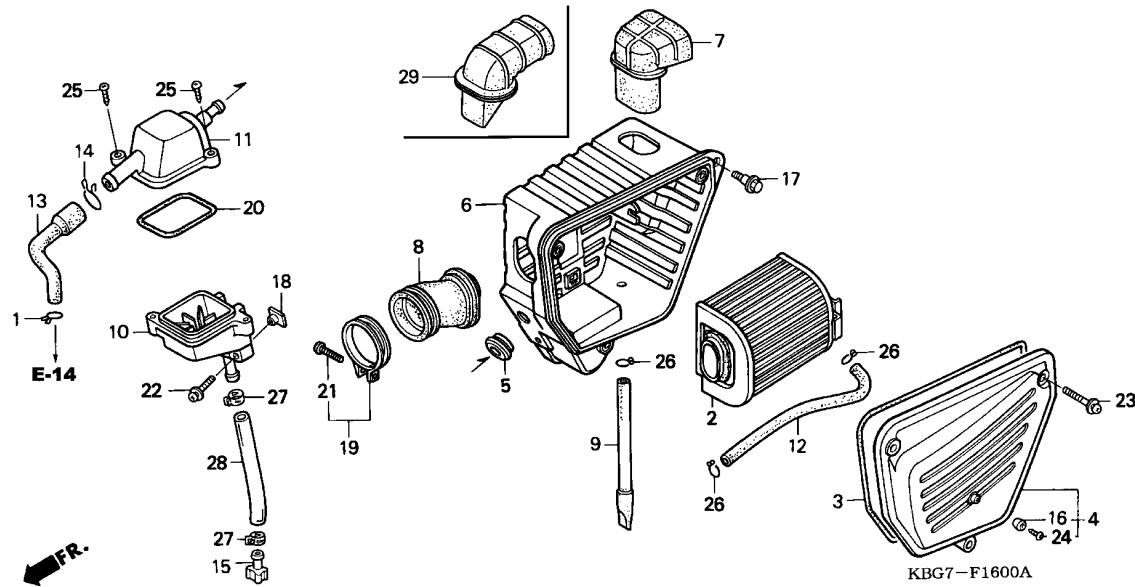
Ref. No.	Part No.	Description	Reqd. QTY						Serial No.	Parts catalogue code
			CB250P T	CB250 W	4	4	CB250P 5	6		

13	83600-KBG-610ZA	COVER SET, R. SIDE *TYPE1*(WL)	-	1	1	-	-	-		
14	83700-KBG-610ZA	COVER SET, L. SIDE *TYPE1*(WL)	-	1	1	-	-	-		

# F-16

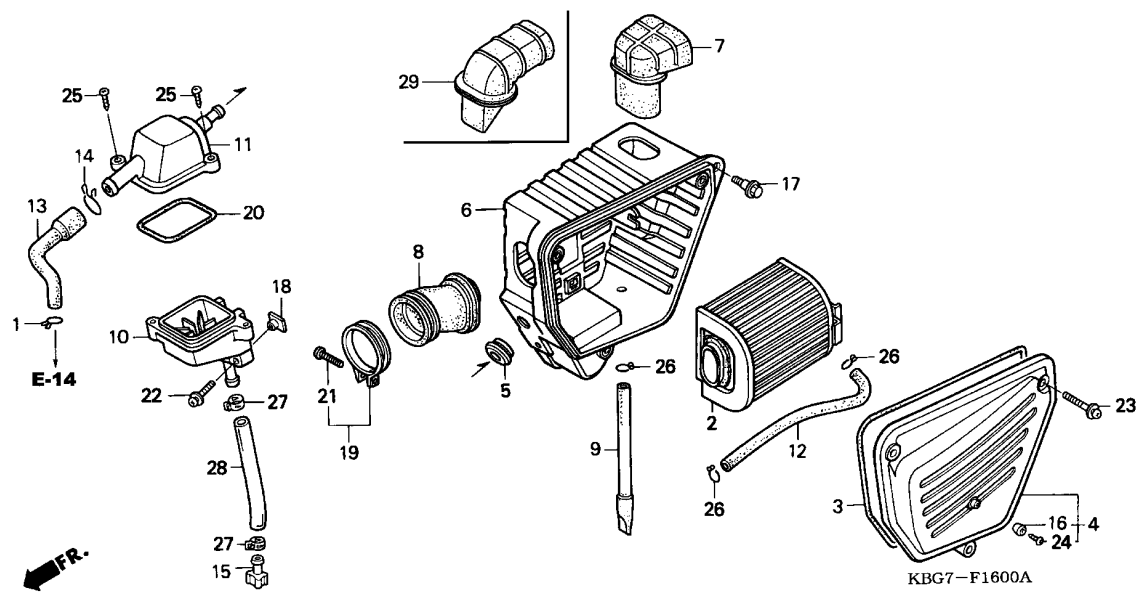
# AIR CLEANER

# H10



Ref. No.	L.O.N.	(Relative ref. Number) Description	F.R.T.
2	312105	ELEMENT, AIR CLEANER .....	0.1
4	312102	COVER, AIR CLEANER CASE .....	0.1
6	3121A5	CASE, AIR CLEANER .....	0.8
7		(29)	
	312125	DUCT, AIR CLEANER .....	0.3
8	3121B6	TUBE, AIR CLEANER CONNECTING .....	0.6
10		(11)	
	312110	TANK, BREATHER .....	0.6

Ref. No.	Part No.	Description	Reqd. QTY						Serial No.	Parts catalogue code
			CB250P T	CB250 W	4	4	CB250P 5	6		
1	15772-500-013	CLIP, BREATHER TUBE .....	1	1	1	1	1	1		
2	17210-KBG-770	HOLDER COMP., ELEMENT .....	1	1	1	1	1	1		
3	17219-KB4-000	SEAL, AIR CLEANER CASE COVER .....	1	1	1	1	1	1		
4	17220-KBG-000	COVER, AIR CLEANER CASE .....	1	1	1	1	1	1		
5	17225-415-300	GROMMET, TUBE .....	1	1	1	1	1	1		
6	17230-KB4-000	AIR CLEANER HOUSING COMP. ....	1	1	1	1	1	1		
7	17240-KB4-000	DUCT, AIR CLEANER .....	1	1	-	-	-	-		
8	17253-KBG-300	TUBE, AIR CLEANER CONNECTING .....	1	1	1	1	1	1		
9	17336-KB4-000	TUBE COMP., DRAIN .....	1	1	1	1	1	1		
10	17361-471-760	CHAMBER, BREATHER .....	1	1	1	1	1	1		
11	17362-KC2-650	COVER, BREATHER CHAMBER .....	1	1	1	1	1	1		
12	17365-KBG-000	TUBE, BREATHER JOINT .....	1	1	1	1	1	1		
13	17368-KC2-650	TUBE, BREATHER .....	1	1	1	1	1	1		
14	17369-KB4-670	CLIP, BREATHER TUBE .....	1	1	1	1	1	1		
15	17370-419-700	PLUG, BREATHER TUBE .....	1	1	1	1	1	1		
16	83601-ML7-000	BOSS, SIDE COVER .....	1	1	1	1	1	1		
17	90111-187-000	BOLT, FLANGE, 6MM .....	1	1	-	-	-	-		
	90111-162-000	.....	-	-	1	1	1	1		
18	61304-958-003	NUT, SPECIAL, 6X7 .....	1	1	1	1	1	1		
19	90652-GHB-710	BAND, AIR CLEANER CONNECTING .....	1	1	-	-	-	-		
	95018-56250	TUBE BAND, AIR CLEANER CONNECTING .....	1	1	-	-	-	-		
20	91305-KB4-670	SEAL, BREATHER CHAMBER .....	1	1	1	1	1	1		
21	93500-04025-0G	SCREW, PAN, 4X25 .....	1	1	-	-	-	-		



Ref. No.	Part No.	Description	Reqd. QTY						Serial No.	Parts catalogue code
			CB250P T	CB250 W	4	4	CB250P 5	6		
22	93891-06028-07	SCREW-WASHER, 6X28 .....	1	1	1	1	1	1		
23	93891-06035-07	SCREW-WASHER, 6X35 .....	3	3	3	3	3	3		
24	93901-24210	SCREW, TAPPING, 4X10 .....	1	1	1	1	1	1		
25	93901-35480	SCREW, TAPPING, 5X20 .....	2	2	2	2	2	2		
26	95002-02130	CLIP, TUBE (B12.5) .....	3	3	3	3	3	3		
27	95002-41050-08	CLAMP, TUBE (D10.5) .....	2	2	2	2	2	2		
28	95003-23029-31	TUBE, VINYL, 8X12X290 (95003-23001-60M)	1	1	1	1	1	1		
29	17240-KBG-810	DUCT, AIR CLEANER .....	-	-	1	1	1	1		

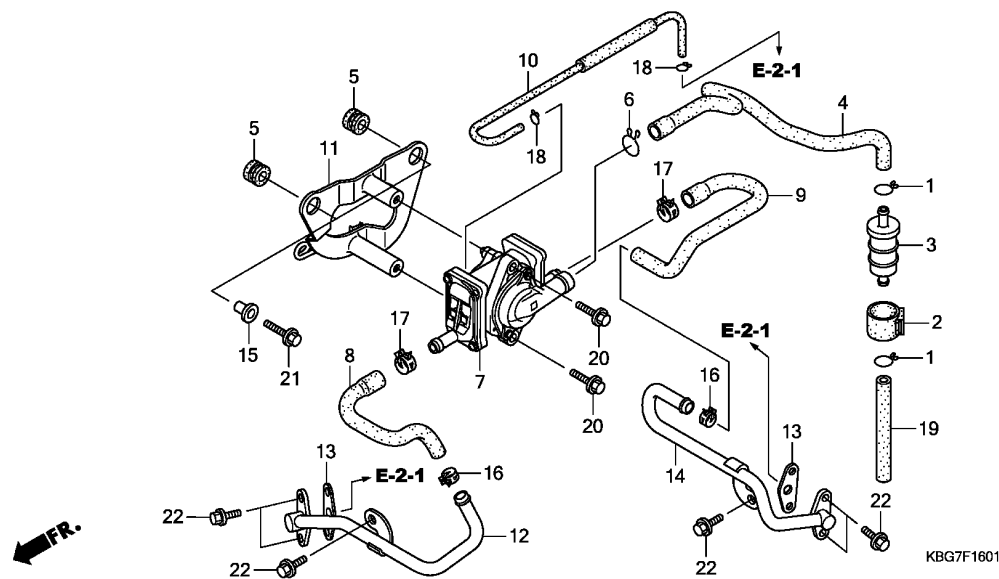




# F-16-1

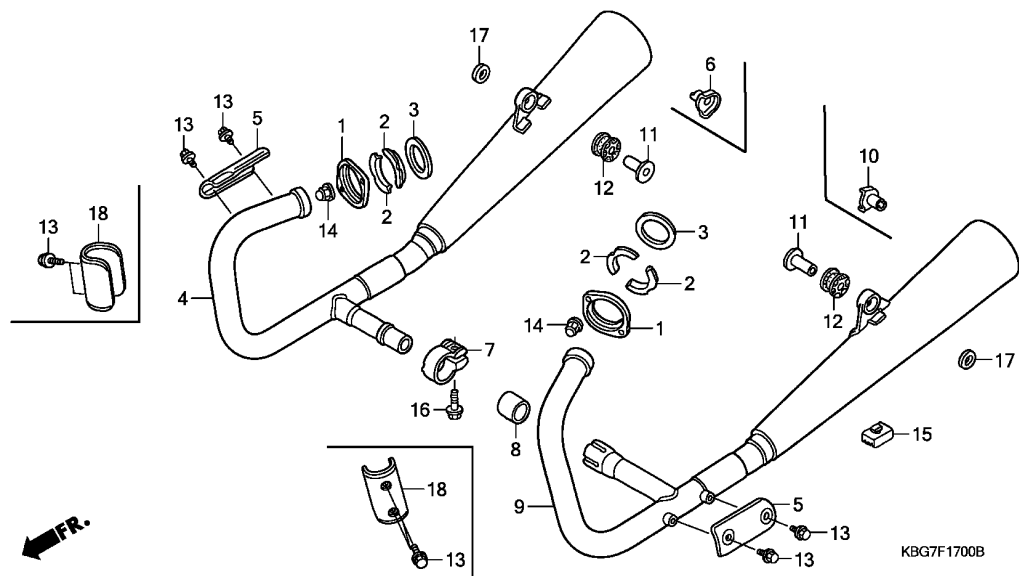
# AIR SUCTION VALVE (CB250P6)

H12



Ref. No.	L.O.N.	(Relative ref. Number) Description	F.R.T.
7	314130	VALVE, SECONDARY AIR CONTROL	0.4
12	3111J2	PIPE, SECONDARY AIR :RIGHT FRONT	0.2
	3111K8	PIPE, SECONDARY AIR :BOTH	0.3
14	3111J1	PIPE, SECONDARY AIR :LEFT FRONT	0.2
	3111K8	PIPE, SECONDARY AIR :BOTH	0.3

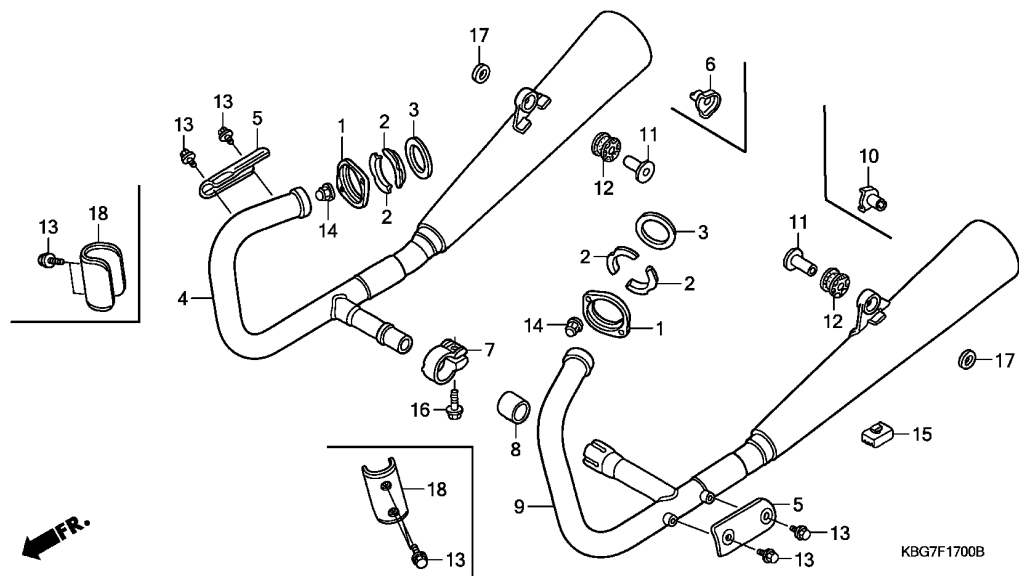
Ref. No.	Part No.	Description	Reqd. QTY				Serial No.	Parts catalogue code
			CB250P T	CB250 W	4	4		
					5	6		
1	15771-KV6-000	CLIP, OIL DRAIN TUBE	-	-	-	2		
2	16711-MF2-000	HOLDER, STRAINER	-	-	-	1		
3	16900-MG8-003	STRAINER COMP., FUEL	-	-	-	1		
4	17242-KPJ-C10	TUBE, AIR INTAKE	-	-	-	1		
5	17245-107-010	RUBBER, AIR CLEANER CASE MOUNTING	-	-	-	2		
6	17316-MN1-670	CLIP A, BREATHER TUBE	-	-	-	1		
7	18600-KPJ-C11	VALVE ASSY., AIR SUCTION	-	-	-	1		
8	18611-KPJ-C10	TUBE, R. AIR	-	-	-	1		
9	18612-KPJ-C10	TUBE, L. AIR	-	-	-	1		
10	18615-KPJ-C10	TUBE, AIR SUCTION VALVE CONTROL	-	-	-	1		
11	18620-KPJ-C10	STAY, AIR SUCTION VALVE	-	-	-	1		
12	18640-KPJ-C10	PIPE COMP., R. AIR SUCTION	-	-	-	1		
13	18647-MW0-750	GASKET, AIR FEED PIPE	-	-	-	2		
14	18650-KPJ-C10	PIPE COMP., L. AIR SUCTION	-	-	-	1		
15	61104-422-000	COLLAR, SETTING	-	-	-	2		
16	90678-MR1-690	CLIP, HOSE	-	-	-	2		
17	91405-MF5-860	CLAMP, TUBE (D17)	-	-	-	2		
18	95002-02070	CLIP, TUBE (B7)	-	-	-	2		
19	95005-75100-20	TUBE, 7.3X100(95005-75001-20M)	-	-	-	1		
20	95701-06020-08	BOLT, FLANGE, 6X20	-	-	-	2		
21	95701-06025-08	BOLT, FLANGE, 6X25	-	-	-	2		
22	96001-06016-00	BOLT, FLANGE, 6X16	-	-	-	6		



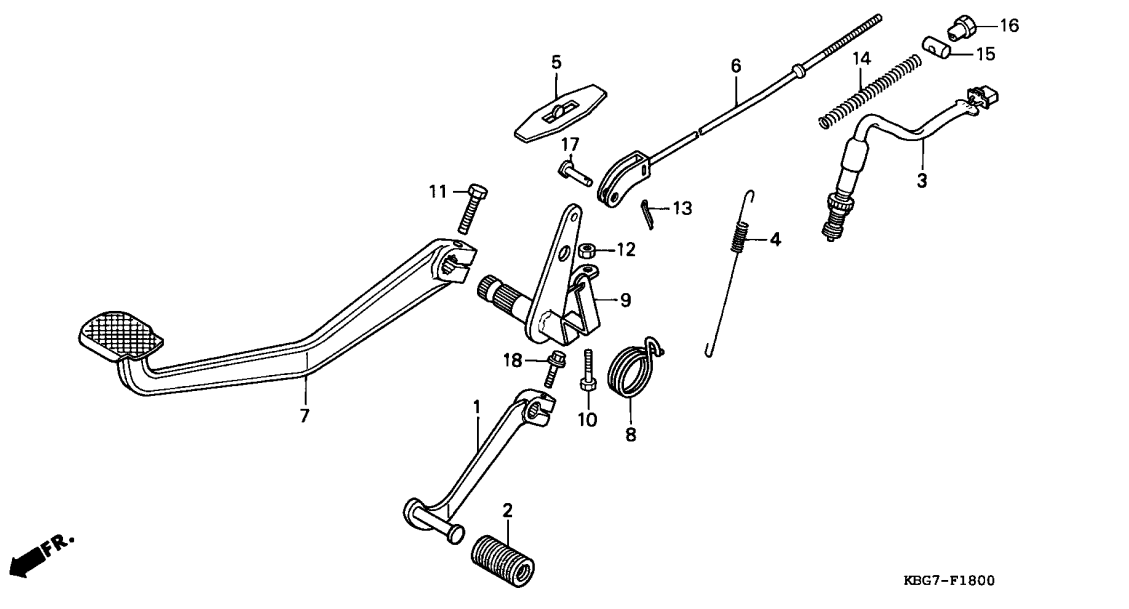
Ref. No.	L.O.N.	(Relative ref. Number) Description	F.R.T.
3	3131B4	GASKET, EXHAUST PIPE .....	0.3
	3131B4A	.Replace 1 exhaust pipe gasket add .....	0.1
4		(8)	
	3131B6	MUFFLER :RIGHT .....	0.3
	3131D6	MUFFLER :BOTH .....	0.4
9		(8)	
	3131B5	MUFFLER :LEFT .....	0.3
	3131D6	MUFFLER :BOTH .....	0.4

3

Ref. No.	Part No.	Description	Reqd. QTY						Serial No.	Parts catalogue code
			CB250P T	CB250 W	4	4	CB250P 5	6		
1	18231-KEN-670	JOINT, EX. PIPE .....	2	2	2	2	2	2		
2	18233-KEN-670	COLLAR, EX. PIPE JOINT .....	4	4	4	4	4	4		
3	18291-MN5-650	GASKET, EX. PIPE .....	2	2	2	2	2	2		
4	18300-KBG-702	MUFFLER COMP., R. EX. ....	1	1	-	-	-	-		
	18300-KBG-810	.....	-	-	1	1	1	-		
	18300-KPJ-C10	.....	-	-	-	-	-	1		
5	18315-KB4-000	PROTECTOR, MUFFLER .....	2	2	2	2	2	2		
6	18322-KBG-B00	COLLAR, R. MUFFLER MOUNTING ..	1	-	-	1	-	-	-----	CH,HK,3CH
	18322-KBG-000	.....	1	-	-	-	-	-	-----	PL,RT,2PL,2RT
		.....	-	1	1	-	-	-		
7	18373-461-000	BAND, EX. PIPE .....	1	1	1	1	1	1		
8	18391-HB7-000	PACKING, MUFFLER .....	1	1	1	1	1	1		
9	18400-KBG-702	MUFFLER COMP., L. EX. ....	1	1	-	-	-	-		
	18400-KBG-810	.....	-	-	1	1	1	-		
	18400-KPJ-C10	.....	-	-	-	-	-	1		
10	18422-KBG-B00	COLLAR, L. MUFFLER MOUNTING ..	1	-	-	1	-	-	-----	CH,HK,3CH
	18422-KBG-000	.....	1	-	-	-	-	-	-----	PL,RT,2PL,2RT
		.....	-	1	1	-	-	-		
11	18422-KBG-J00	COLLAR, MUFFLER MOUNTING ....	2	-	-	2	-	-	-----	2CH,2HK,4CH
		.....	-	-	-	-	2	2		
12	50608-KBG-000	RUBBER, MUFFLER MOUNTING ....	2	2	2	2	2	2		
13	90126-MS9-000	BOLT, FLANGE, 6X6 .....	4	4	4	4	4	8		
14	90304-438-000	NUT, CAP, 6MM .....	4	4	4	4	4	4		
15	95011-61000	RUBBER A, STAND STOPPER .....	1	1	1	1	1	1		
16	95701-08020-00	BOLT, FLANGE, 8X20 .....	1	1	1	1	1	1		



Ref. No.	Part No.	Description	Reqd. QTY						Serial No.	Parts catalogue code
			CB250P T	CB250 W	4	4	CB250P 5	6		
17	94101-14000	WASHER, PLAIN, 14MM .....	2	-	-	-	-	-	----- CH,2CH,3CH,4CH	
18	18315-KPJ-C10	PROTECTOR, MUFFLER .....	-	-	-	-	2	2	2	

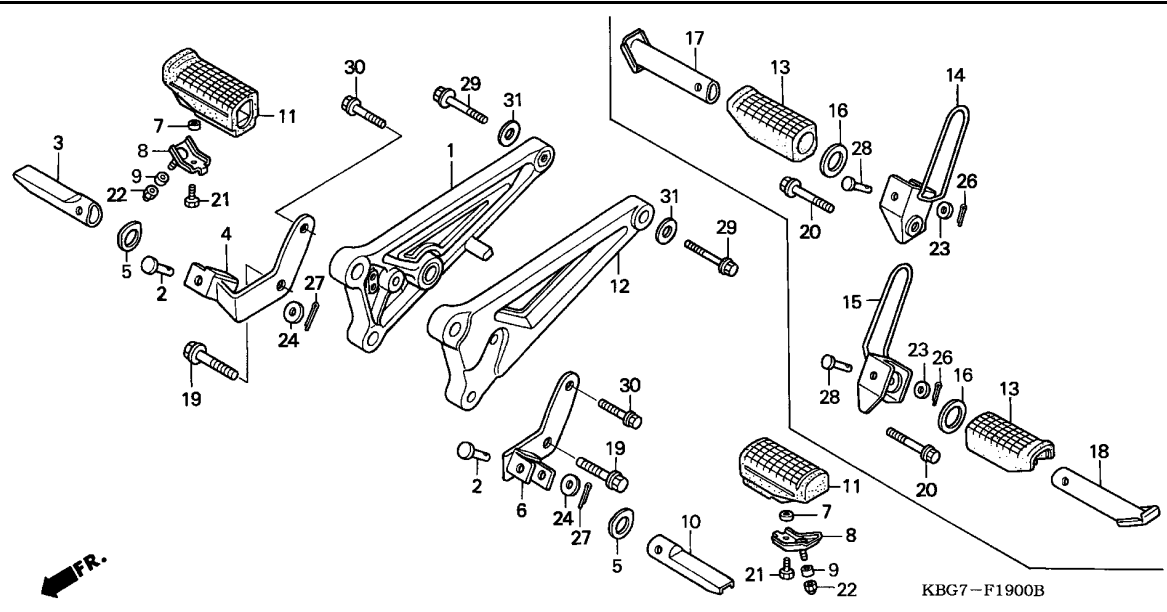


KBG7-F1800

Ref. No.	L.O.N.	(Relative ref. Number) Description	F.R.T.
1	4101A1	PEDAL, GEAR CHANGE .....	0.1
3	6151B5	SWITCH, REAR STOP :PEDAL SIDE	0.3
6	811135	ROD, REAR BRAKE .....	0.3
7	810160	PEDAL, REAR BRAKE .....	0.1
9	7111H8	ARM, BRAKE MIDDLE :REAR .....	0.4

3

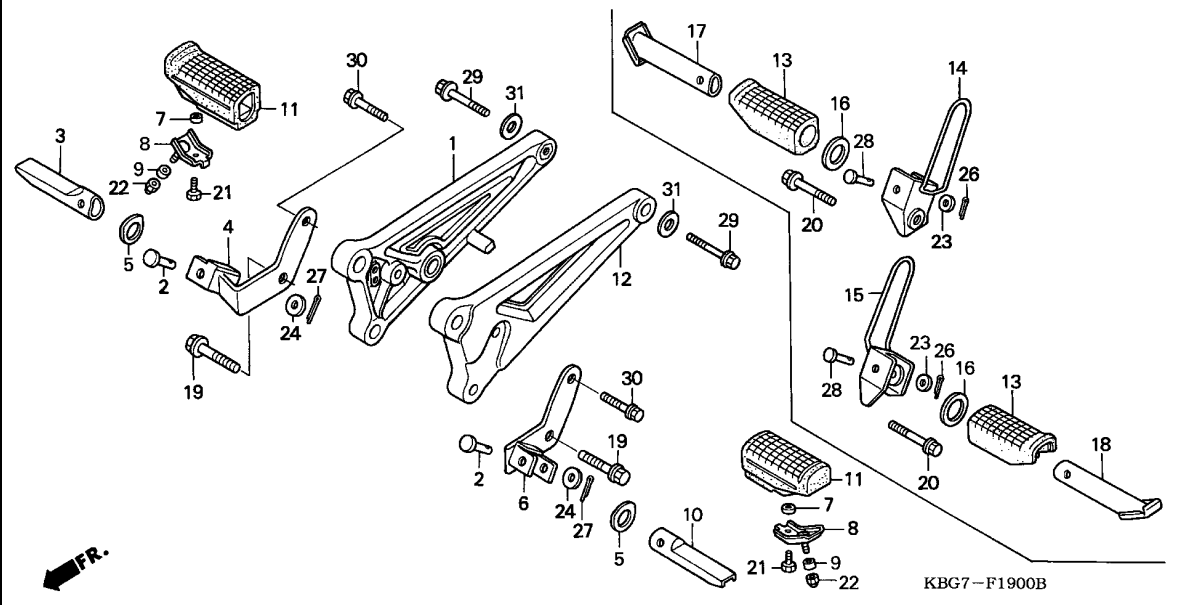
Ref. No.	Part No.	Description	Reqd. QTY						Serial No.	Parts catalogue code
			CB250P T	CB250 W	4	4	CB250P 5	6		
1	24701-KBG-000	PEDAL, GEAR CHANGE .....	1	1	1	1	1	1		
2	24781-KR3-770	RUBBER, GEAR CHANGE PEDAL ...	1	1	1	1	1	1		
3	35350-GW6-000	SWITCH ASSY., RR. STOP .....	1	1	1	1	1	1		
4	35357-MF8-770	SPRING, STOP SWITCH .....	1	1	1	1	1	1		
5	43411-KC1-000	COVER, RR. BRAKE MIDDLE ARM ..	1	1	1	1	1	1		
6	43451-KBG-J00	ROD COMP., RR. BRAKE .....	1	1	1	1	1	1		
7	46500-KBG-000	PEDAL COMP., RR. BRAKE .....	1	1	1	1	1	1		
8	46514-KBG-000	SPRING, BRAKE PEDAL .....	1	1	1	1	1	1		
9	46515-KBG-000	SHAFT COMP., RR. BRAKE PIVOT ..	1	1	1	1	1	1		
10	90151-KR8-000	BOLT, HEX., 6X25 .....	1	1	1	1	1	1		
11	92201-08028-0G	BOLT, HEX., 8X28 .....	1	1	1	1	1	1		
12	94002-06000-OS	NUT, HEX., 6MM .....	1	1	1	1	1	1		
13	94201-20120	PIN, SPLIT, 2.0X12 .....	1	1	1	1	1	1		
14	95014-73300	SPRING C, BRAKE ROD .....	1	1	1	1	1	1		
15	95015-32001	JOINT B, BRAKE ARM .....	1	1	1	1	1	1		
16	95015-42000	NUT B, BRAKE ROD ADJUSTING ..	1	1	1	1	1	1		
17	95015-53000	PIN C, JOINT .....	1	1	1	1	1	1		
18	95701-06020-07	BOLT, FLANGE, 6X20 .....	1	1	1	1	1	1		



Ref. No.	L.O.N.	(Relative ref. Number) Description	F.R.T.
1	4101N2	HOLDER, STEP :RIGHT .....	0.3
	4101N6	HOLDER, STEP :BOTH .....	0.7
3	4101C6	BAR, MAIN STEP :RIGHT .....	0.2
	4101J1	BAR, MAIN STEP :BOTH .....	0.3
4	4101C4	BRACKET, STEP :RIGHT .....	0.1
	4101N7	BRACKET, STEP :BOTH .....	0.2
6	4101C3	BRACKET, STEP :LEFT .....	0.1
	4101N7	BRACKET, STEP :BOTH .....	0.2
10	4101C5	BAR, MAIN STEP :LEFT .....	0.2
	4101J1	BAR, MAIN STEP :BOTH .....	0.3
12	4101N1	HOLDER, STEP :LEFT .....	0.4
	4101N6	HOLDER, STEP :BOTH .....	0.7
14	4101D0	BRACKET, PILLION STEP :RIGHT ..	0.1
	4101K4	BRACKET, PILLION STEP :BOTH ..	0.2
15	4101C9	BRACKET, PILLION STEP :LEFT ..	0.1
	4101K4	BRACKET, PILLION STEP :BOTH ..	0.2
17	(13)		
	4101C8	BAR, PILLION STEP :RIGHT .....	0.1
	4101P4	BAR, PILLION STEP :BOTH .....	0.2
18	(13)		
	4101C7	BAR, PILLION STEP :LEFT .....	0.1
	4101P4	BAR, PILLION STEP :BOTH .....	0.2

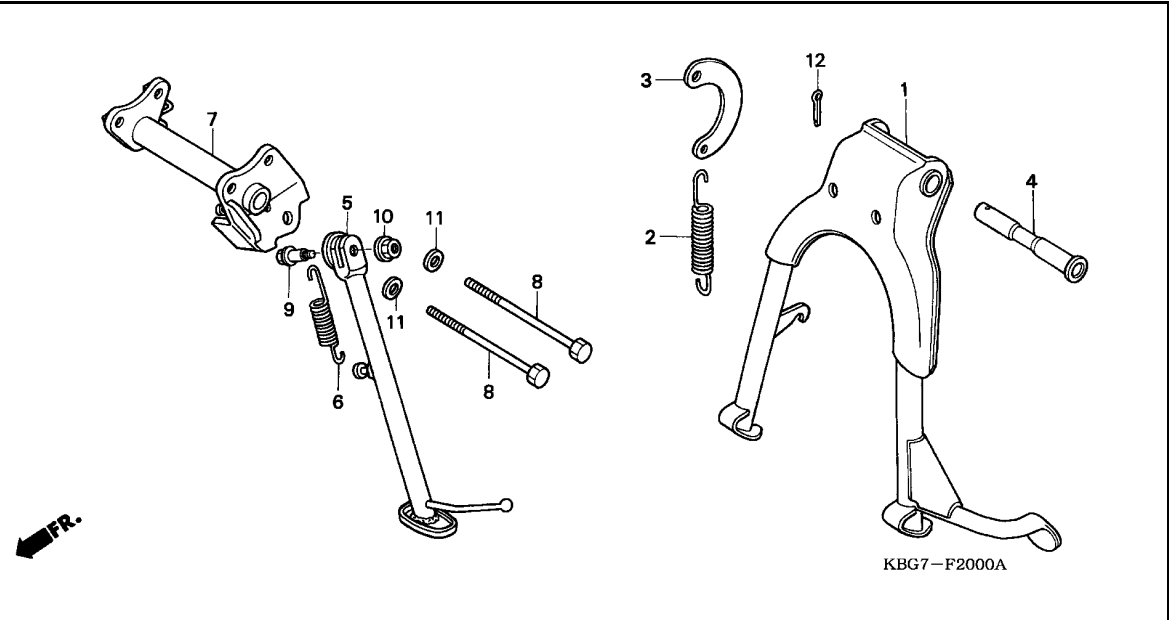
Ref. No.	Part No.	Description	Reqd. QTY						Serial No.	Parts catalogue code
			CB250P T	CB250 W	4	4	CB250P 5	6		
1	50600-KC1-000	HOLDER COMP., R. STEP .....	1	1	1	1	1	1		
2	50603-KR0-010	PIN, MAIN STEP BAR JOINT ....	2	2	2	2	2	2		
3	50612-KBG-000	BAR, R. MAIN STEP .....	1	1	1	1	1	1		
4	50614-KBG-000	BRACKET, R. STEP .....	1	1	1	1	1	1		
5	50614-KE8-000	PLATE, MAIN STEP SIDE .....	2	2	2	2	2	2		
6	50615-KBG-000	BRACKET, L. STEP .....	1	1	1	1	1	1		
7	50618-KE8-000	COLLAR, 6.5X11X3 .....	2	2	2	2	2	2		
8	50619-KE5-000	PLATE COMP., MAIN STEP LOWER	2	2	2	2	2	2		
9	50631-KC1-730	COLLAR, 6.4X10X7 .....	2	2	2	2	2	2		
10	50643-KBG-000	BAR, L. MAIN STEP .....	1	1	1	1	1	1		
11	50661-MF2-000	RUBBER, MAIN STEP .....	2	2	2	2	2	2		
12	50700-KC1-000	HOLDER COMP., L. STEP .....	1	1	1	1	1	1		
13	50710-KE8-000	RUBBER, PILLION STEP .....	2	-	-	2	-	-	-----	CH,HK,PL,RT,2PL,2RT,3CH
			-	2	2	-	-	-	-----	CH,HK,PL,RT,2PL,2RT,3CH
14	50711-KBG-000	BRACKET, R. PILLION STEP ....	1	-	1	-	-	-	-----	CH,HK,PL,RT,2PL,2RT,3CH
			-	1	1	-	-	-	-----	CH,HK,PL,RT,2PL,2RT,3CH
15	50712-KBG-000	BRACKET, L. PILLION STEP ....	1	-	1	-	-	-	-----	CH,HK,PL,RT,2PL,2RT,3CH
			-	1	1	-	-	-	-----	CH,HK,PL,RT,2PL,2RT,3CH
16	50713-KC1-700	PLATE, PILLION STEP SIDE ....	2	-	2	-	-	-	-----	CH,HK,PL,RT,2PL,2RT,3CH
			-	2	2	-	-	-	-----	CH,HK,PL,RT,2PL,2RT,3CH
17	50715-KBG-000	BAR, R. PILLION STEP .....	1	-	1	-	-	-	-----	CH,HK,PL,RT,2PL,2RT,3CH
			-	1	1	-	-	-	-----	CH,HK,PL,RT,2PL,2RT,3CH
18	50718-KBG-000	BAR, L. PILLION STEP .....	1	-	1	-	-	-	-----	CH,HK,PL,RT,2PL,2RT,3CH
			-	1	1	-	-	-	-----	CH,HK,PL,RT,2PL,2RT,3CH
19	90105-KBG-000	BOLT, FLANGE, 10X40 .....	2	2	2	2	2	2		
20	90106-KBG-B00	BOLT, FLANGE, 10X66 .....	2	-	-	2	-	-	-----	CH,HK,3CH





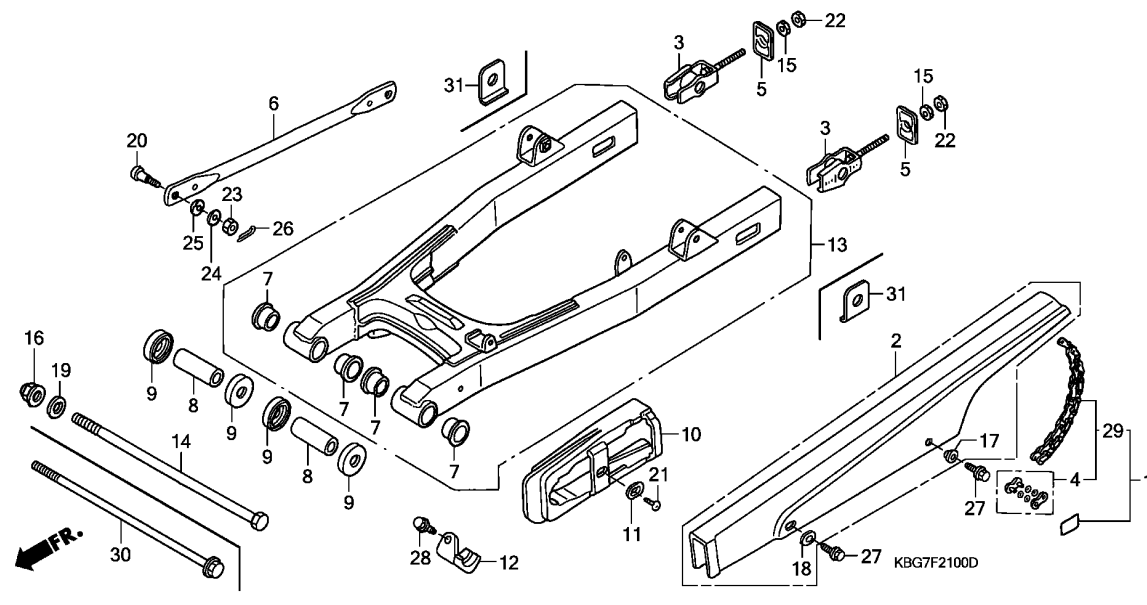
KBG7-F1900B

Ref. No.	Part No.	Description	Reqd. QTY						Serial No.	Parts catalogue code
			CB250P T	CB250 W	4	4	CB250P 5	6		
20)	90106-KBG-000	BOLT, FLANGE, 10X50	2	-	-	-	-	-	PL,RT,2PL,2RT	
21	92201-06012-0G	BOLT, HEX., 6X12	2	2	2	2	2	2		
22	94021-06070-0S	NUT, CAP, 6MM	2	2	2	2	2	2		
23	94101-06000	WASHER, PLAIN, 6MM	2	-	-	2	-	-	CH,HK,PL,RT,2PL,2RT,3CH	
24	94101-08000	WASHER, PLAIN, 8MM	2	2	2	2	2	2		
26	94201-16150	PIN, SPLIT, 1.6X15	2	-	-	2	-	-	CH,HK,PL,RT,2PL,2RT,3CH	
27	94201-20150	PIN, SPLIT, 2.0X15	2	2	2	2	2	2		
28	95015-82000	PIN B, PILLION STEP	2	-	-	2	-	-	CH,HK,PL,RT,2PL,2RT,3CH	
29	95701-10060-00	BOLT, FLANGE, 10X60	2	-	-	2	-	-	2CH,2HK,4CH	
30	95801-08038-07	BOLT, FLANGE, 8X38	2	2	2	2	2	2		
31	94103-10000	WASHER, PLAIN, 10MM	2	-	-	2	-	-	2CH,2HK,4CH	
			-	-	-	-	2	2		



Ref. No.	L.O.N.	(Relative ref. Number) Description	F.R.T.
1		(4)	
1	410175	STAND, MAIN .....	0.5
2		(3)	
2	410176	SPRING, MAIN STAND .....	0.2
5	410180	BAR, SIDE STAND .....	0.2
6	410182	SPRING, SIDE STAND .....	0.1
7	410181	BRACKET, SIDE STAND .....	0.4

Ref. No.	Part No.	Description	Reqd. QTY						Serial No.	Parts catalogue code
			CB250P T	CB250 W	4	4	CB250P 5	6		
1	50500-KBG-J00	STAND COMP., MAIN .....	1	-	-	-	-	-	CH,2CH,3CH,4CH	
	50500-KBG-700	.....	1	-	-	-	-	-	PL,RT,2PL,2RT	
	50500-KBG-J01	.....	-	1	1	-	-	-		
2	50510-KK6-700	SPRING, MAIN STAND .....	1	1	1	1	1	1		
3	50523-KB4-000	PLATE, MAIN STAND SPRING .....	1	1	1	1	1	1		
4	50526-KC1-920	SHAFT, MAIN STAND PIVOT .....	1	1	1	1	1	1		
5	50530-KBG-B00	BAR COMP., SIDE STAND .....	1	1	1	1	1	1		
6	50541-MM4-000	SPRING, SIDE STAND .....	1	1	1	1	1	1		
7	50610-KBG-000	BAR COMP., STEP .....	1	1	1	1	1	1		
8	90085-292-000	BOLT, HEX., 8X132 .....	2	2	2	2	2	2		
9	90108-KC2-960	SCREW, SIDE STAND PIVOT .....	1	1	1	1	1	1		
10	90203-MF9-710	NUT, SIDE STAND .....	1	1	1	1	1	1		
11	94101-08000	WASHER, PLAIN, 8MM .....	2	2	2	2	2	2		
12	94201-30250	PIN, SPLIT, 3.0X25 .....	1	1	1	1	1	1		

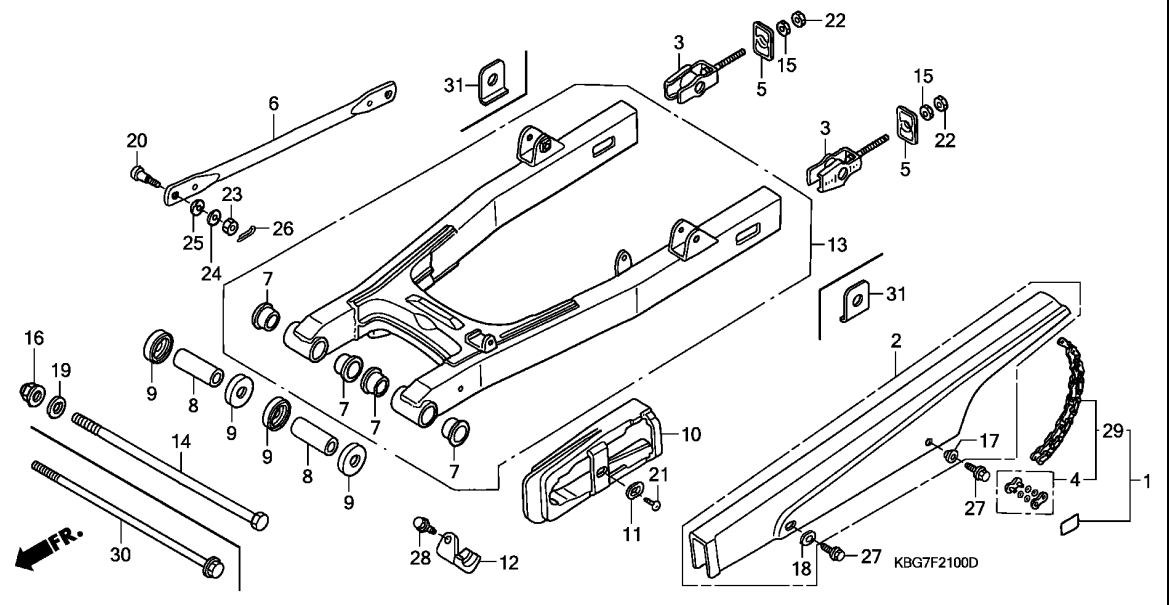


Ref. No.	L.O.N.	(Relative ref. Number) Description	F.R.T.
1		(29)	
1	213165	CHAIN, DRIVE .....	0.5
2	410195	CASE, DRIVE CHAIN .....	0.1
6	7111H2	ARM, REAR BRAKE STOPPER .....	0.3
7	5121B3	BUSH, SWINGARM PIVOT .....	1.1
.NOTE: Same time for two units or more			
8	5121B1	COLLAR, SWINGARM PIVOT :LEFT .	0.8
	5121B2	COLLAR, SWINGARM PIVOT :RIGHT	0.8
	5121G8	COLLAR, SWINGARM PIVOT :BOTH .	0.8
10	4101E5	SLIDER, CHAIN .....	0.5
13	5121B0	SWINGARM ASSEMBLY .....	1.1

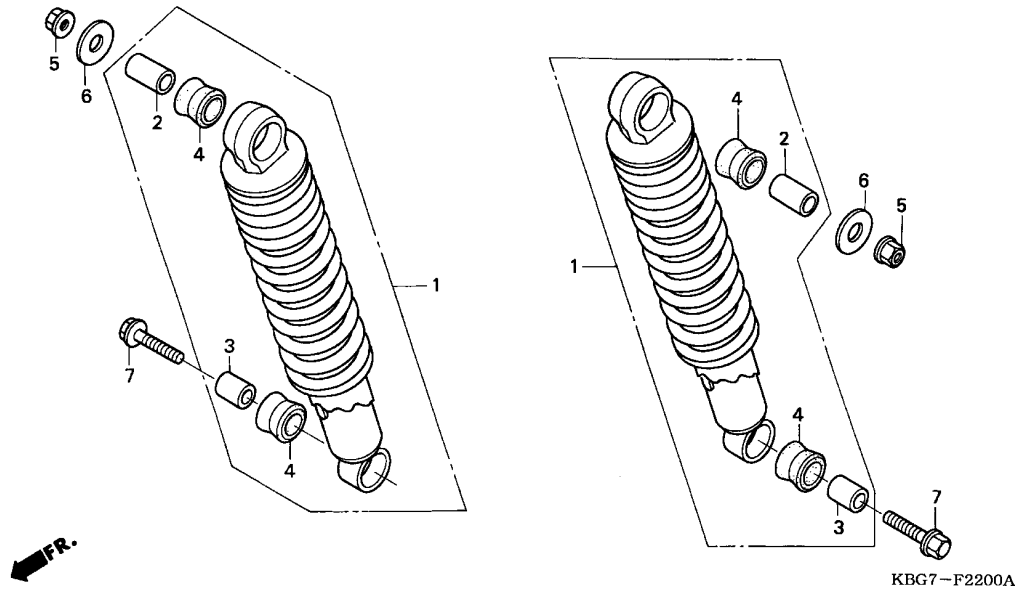
3

Ref. No.	Part No.	Description	Reqd. QTY						Serial No.	Parts catalogue code
			CB250P T	CB250 W	4	4	CB250P 5	6		
1	06405-KR3-435	CHAIN SET, DRIVE (DAIDO) (DID520VC5-102L-120L) (STANDARD LINK 106L)	1	-	-	-	-	-		
	06405-KR3-436	CHAIN SET, DRIVE (RK EXCEL) (RK520MOZ9-102L-120L) (STANDARD LINK 106L)	1	-	-	-	-	-		
2	40510-KC1-000	CASE, DRIVE CHAIN .....	1	1	1	1	1	1		
3	40543-KK4-010	ADJUSTER, CHAIN .....	2	2	2	2	2	2		
4	40545-KCN-305	JOINT, DRIVE CHAIN (DAIDO) ..	1	1	-	-	-	-		
	40545-KCN-306	JOINT, DRIVE CHAIN (RK EXCEL)	1	1	1	1	1	1		
5	40546-GZ4-670	RETAINER, CHAIN ADJUSTER ....	2	2	2	2	2	2		
6	43431-413-010	ARM, RR. BRAKE STOPPER .....	1	1	1	1	1	1		
7	52108-356-006	BUSH, SWINGARM .....	4	4	4	4	4	4		
8	52141-356-010	COLLAR, R. SWINGARM .....	2	2	2	2	2	2		
9	52144-GC4-005	DUST SEAL, 31X40.5X7.1(NOK) .	4	4	4	4	4	4		
10	52170-KBG-000	SLIDER, CHAIN .....	1	1	1	1	1	1		
11	52171-KR6-000	WASHER, CHAIN SLIDER .....	1	1	1	1	1	1		
12	52175-GM7-700	SLIDER, CHAIN LOWER .....	1	1	1	1	1	1		
13	52200-KBG-309	SWINGARM SUB ASSY., RR. ....	1	1	1	1	1	-		
	52200-KPJ-C10	.....	-	-	-	-	-	1		
14	90121-KB4-000	BOLT, SWINGARM PIVOT .....	1	1	1	1	1	-		
15	90302-KBP-900	NUT, SPECIAL, 6MM .....	2	2	2	2	2	2		
16	90305-GE8-003	NUT, U, 14MM .....	1	1	1	1	1	1		
17	90512-422-000	WASHER, CHAIN CASE SETTING ..	1	1	1	1	1	1		
18	90513-405-000	WASHER, 6X9 .....	1	1	1	1	1	1		
19	90526-268-000	WASHER, RR. FORK PIVOT BOLT .	1	1	1	1	1	-		





Ref. No.	Part No.	Description	Reqd. QTY						Serial No.	Parts catalogue code
			CB250P T	CB250 W	4	4	CB250P 5	6		
20	92812-20000	BOLT A, BRAKE STOPPER ARM ...	1	1	1	1	1	1		
21	93901-25280	SCREW, TAPPING, 5X12 .....	1	1	1	1	1	1		
22	94001-06000-0S	NUT, HEX., 6MM .....	2	2	2	2	2	2		
23	94001-08000-0S	NUT, HEX., 8MM .....	1	1	1	1	1	1		
24	94101-08000	WASHER, PLAIN, 8MM .....	1	1	1	1	1	1		
25	94111-10000	WASHER, SPRING, 10MM .....	1	1	1	1	1	1		
26	94201-20150	PIN, SPLIT, 2.0X15 .....	1	1	1	1	1	1		
27	95701-06010-07	BOLT, FLANGE, 6X10 .....	2	2	2	2	2	2		
28	95701-06014-07	BOLT, FLANGE, 6X14 .....	1	1	1	1	1	1		
29	06405-KCN-P00	CHAIN SET, DRIVE (DAIDO) (DID520 112L-120L)	-	1	-	-	-	-		
	06405-KCN-P10	CHAIN SET, DRIVE (RK EXCEL) (RK520 112L-120L)	-	1	-	-	-	-		
30	90121-KPJ-C10	(STANDARD LINK 106L) BOLT, SWINGARM PIVOT .....	-	1	1	1	1	1		
31	90558-KPJ-C10	WASHER, RR. AXLE .....	-	-	-	-	-	2		



Ref. No.	L.O.N.	(Relative ref. Number) Description	F.R.T.
1	5121B6	CUSHION ASSY., REAR :LEFT ....	0.3
	5121B7	CUSHION ASSY., REAR :RIGHT ...	0.3
	5121B8	CUSHION ASSY., REAR :BOTH ....	0.4

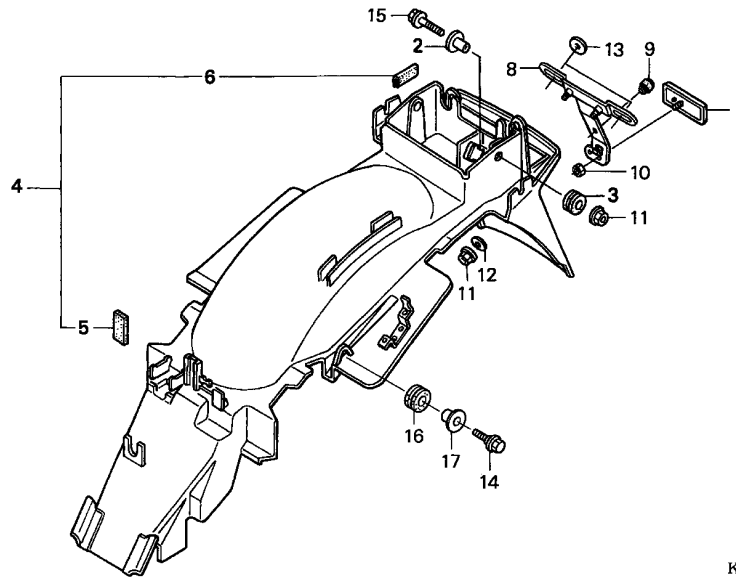
3

Ref. No.	Part No.	Description	Reqd. QTY						Serial No.	Parts catalogue code
			CB250P T	CB250 W	4	4	CB250P 5	6		
1	52400-KBG-J01	CUSHION ASSY., RR. ....	2	2	2	2	2	2		
2	52486-056-000	COLLAR, RR. CUSHION RUBBER BUSH	2	2	2	2	2	2		
3	52486-463-000	COLLAR, RR. CUSHION	2	2	2	2	2	2		
4	52489-KR3-003	BUSH, RR. CUSHION	4	4	4	4	4	4		
5	94050-10000	NUT, FLANGE, 10MM	2	2	2	2	2	2		
6	94103-10000	WASHER, PLAIN, 10MM	2	2	2	2	2	2		
7	95801-10035-00	BOLT, FLANGE, 10X35	2	2	2	2	2	2		

# F-23

# REAR FENDER

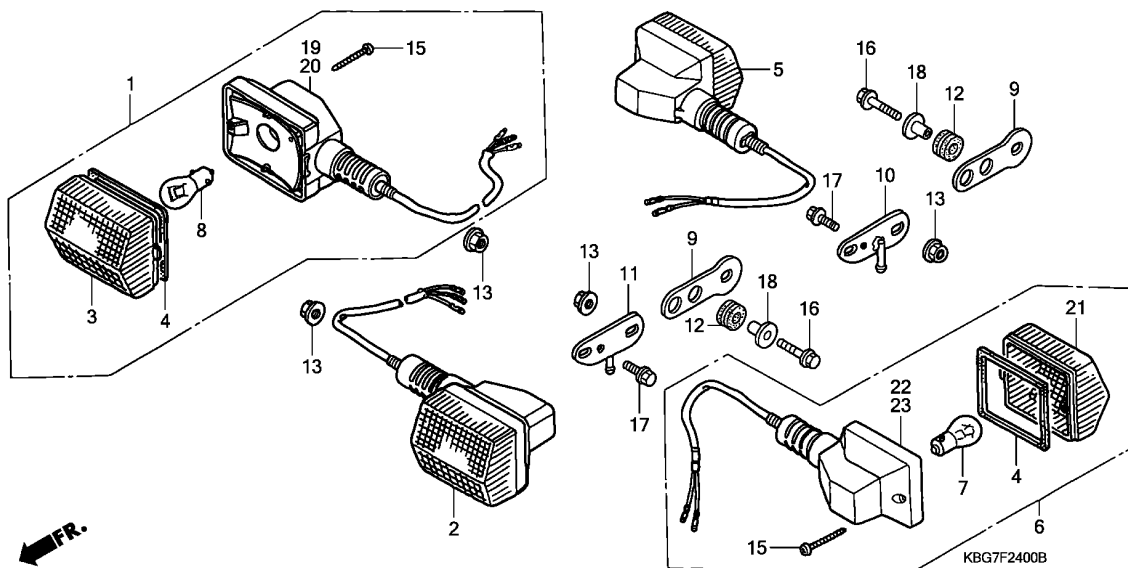
16



Ref. No.	L.O.N.	(Relative ref. Number) Description	F.R.T.
4	(6)	FENDER, REAR .....	0.5

Ref. No.	Part No.	Description	Reqd. QTY						Serial No.	Parts catalogue code
			CB250P T	CB250 W	4	4	CB250P 5	6		
1	33741-MS6-921	REFLECTOR, REFLEX (STANLEY) .	1	1	1	1	1	1		
2	61104-422-000	COLLAR, SETTING .....	2	2	2	2	2	2		
3	64122-KV0-000	RUBBER, SIDE SHELTER (B) ....	2	2	2	2	2	2		
4	80100-KBG-J00	FENDER COMP., RR. ....	1	1	1	1	1	1		
5	80103-GN5-900	CUSHION, RR. COMBINATION LIGHT	1	1	1	1	1	1		
6	80112-KBG-J00	RUBBER, RELAY STAY .....	1	1	1	1	1	1		
8	84701-KBG-700	BRACKET, NUMBER PLATE .....	1	1	1	1	1	1		
9	90899-MB2-000	RUBBER, NUMBER BRACKET CUSHION	1	1	1	1	1	1		
10	94050-05070	NUT, FLANGE, 5MM .....	1	1	1	1	1	1		
11	94050-06000	NUT, FLANGE, 6MM .....	4	4	4	4	4	4		
12	94101-06000	WASHER, PLAIN, 6MM .....	2	2	2	2	2	2		
13	94103-06800	WASHER, PLAIN, 6MM .....	2	2	2	2	2	2		
14	95701-06022-00	BOLT, FLANGE, 6X22 .....	2	2	2	2	2	2		
15	95701-06025-00	BOLT, FLANGE, 6X25 .....	2	2	2	2	2	2		
16	77219-MJ6-000	GROMMET, SEAT COWL .....	2	2	2	2	2	2		
17	83601-357-000	COLLAR, COVER SETTING .....	2	2	2	2	2	2		

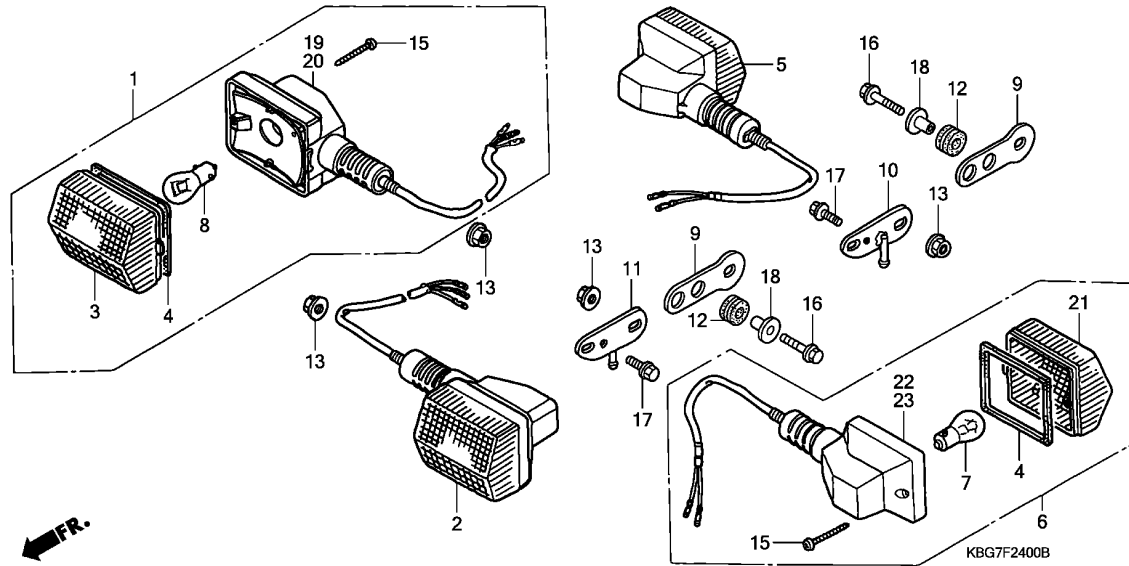
3



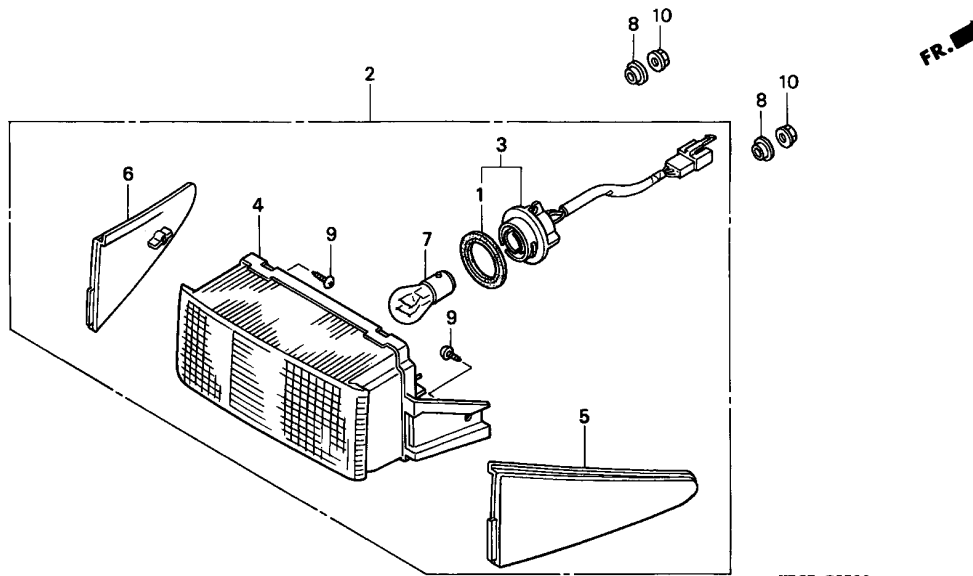
Ref. No.	L.O.N.	(Relative ref. Number) Description	F.R.T.
1	6161C4	WINKER :RIGHT FRONT .....	0.2
	6161C5	WINKER :BOTH FRONT .....	0.3
2	6161C3	WINKER :LEFT FRONT .....	0.2
	6161C5	WINKER :BOTH FRONT .....	0.3
5	6161C7	WINKER :RIGHT REAR .....	0.2
	6161C8	WINKER :BOTH REAR .....	0.3
6	6161C6	WINKER :LEFT REAR .....	0.2
	6161C8	WINKER :BOTH REAR .....	0.3
7		(4,21)	
	616139	BULB, WINKER :REAR .....	0.1
		.NOTE: Same time for two units	
8	6161G0	BULB, WINKER :FOR 1 VEHICLE ..	0.2
		(3,4)	
	616133	BULB, WINKER :FRONT .....	0.1
		.NOTE: Same time for two units	
	6161G0	BULB, WINKER :FOR 1 VEHICLE ..	0.2
19	6161D0	BASE, WINKER :RIGHT FRONT ....	0.2
	6161D1	BASE, WINKER :BOTH FRONT ....	0.3
20	6161C9	BASE, WINKER :LEFT FRONT ....	0.2
	6161D1	BASE, WINKER :BOTH FRONT ....	0.3
22	6161D3	BASE, WINKER :RIGHT REAR ....	0.2
	6161D4	BASE, WINKER :BOTH REAR ....	0.3
23	6161D2	BASE, WINKER :LEFT REAR ....	0.2
	6161D4	BASE, WINKER :BOTH REAR ....	0.3

3

Ref. No.	Part No.	Description	Reqd. QTY						Serial No.	Parts catalogue code
			CB250P T	CB250 W	4	4	CB250P 5	6		
1	33300-KBG-701	WINKER ASSY., R. FR. (STANLEY) (12V 18/5W)	1	1	1	1	1	-		
2	33350-KBG-701	WINKER ASSY., L. FR. (STANLEY) (12V 18/5W)	1	1	1	1	1	-		
3	33402-MG2-003	LENS, WINKER .....	2	2	2	2	2	2		
4	33407-MG2-003	GASKET, LENS .....	4	4	4	4	4	4		
5	33500-KBG-B00	WINKER ASSY., R. RR. (12V 18W)	1	-	-	-	-	-	CH,2CH,3CH,4CH	
	33500-KBG-700	WINKER ASSY., R. RR. (STANLEY) (12V 18W)	1	-	-	-	-	-	PL,RT,2PL,2RT	
	33500-KBG-B01	WINKER ASSY., R. RR. ....	-	1	1	-	-	-		
6	33550-KBG-B00	WINKER ASSY., L. RR. (12V 18W)	1	-	-	-	-	-	CH,2CH,3CH,4CH	
	33550-KBG-700	WINKER ASSY., L. RR. (STANLEY) (12V 18W)	1	-	-	-	-	-	PL,RT,2PL,2RT	
	33550-KBG-B01	WINKER ASSY., L. RR. ....	-	1	1	-	-	-		
7	34905-271-611	BULB, WINKER (12V 18W) .....	2	2	2	2	2	-		
	34908-634-611	BULB (12V 21W) (ECE) (STANLEY)	-	-	-	-	-	2		
8	34906-GB6-921	BULB, TAILLIGHT (12V 18/5W) -	2	2	2	2	2	-		
	34908-634-611	BULB (12V 21W) (ECE) (STANLEY)	-	-	-	-	-	2		
9	50186-KBG-J00	STAY, RR. WINKER .....	2	-	-	-	-	-	CH,2CH,3CH,4CH	
			-	-	-	2	2	2		
10	50186-KBG-000	STAY, R. RR. WINKER .....	1	-	-	-	-	-	PL,RT,2PL,2RT	
			-	1	1	-	-	-		
11	50187-KBG-000	STAY, L. RR. WINKER .....	1	-	-	-	-	-	PL,RT,2PL,2RT	
			-	1	1	-	-	-		



Ref. No.	Part No.	Description	Reqd. QTY						Serial No.	Parts catalogue code
			CB250P T	CB250 W	4	4	CB250P 5	6		
12	80113-MR1-000	RUBBER, RR. COWL MOUNTING	4	-	-	-	-	-	CH,2CH,3CH,4CH	
13	90308-KE1-000	NUT, FLANGE, 10MM	4	4	4	4	4	4		
15	91901-MG2-003	SCREW, TAPPING, 3X25	4	4	4	4	4	4		
16	95701-06025-07 95701-06025-00	BOLT, FLANGE, 6X25	4	-	-	-	-	-	CH,2CH,3CH,4CH	
17	95701-08014-07	BOLT, FLANGE, 8X14	2	-	-	-	-	-	PL,RT,2PL,2RT	
18	77302-473-000	COLLAR, PILLION SEAT	4	-	-	-	-	-	CH,2CH,3CH,4CH	
19	33420-KC1-900	BASE COMP., R. FR. WINKER	-	-	-	-	-	1		
20	33470-KC1-900	BASE COMP., L. FR. WINKER	-	-	-	-	-	1		
21	33402-MG2-003 33602-MG2-601	LENS, WINKER	2	2	2	2	2	-		
22	33620-KPJ-C10	BASE COMP., R. RR. WINKER	-	-	-	-	-	1		
23	33670-KBG-600	BASE COMP., L. RR. WINKER	-	-	-	-	-	1		

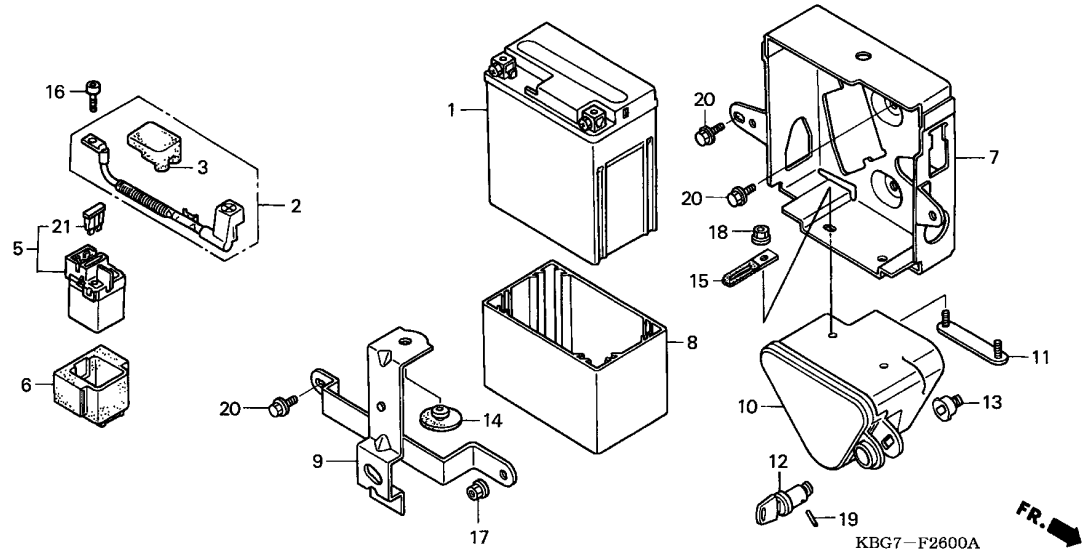


XBG7-F2500

Ref. No.	L.O.N.	(Relative ref. Number) Description	F.R.T.
2	6161H2	TAILLIGHT ASSEMBLY .....	0.3
3	6161E7	SOCKET, TAILLIGHT .....	0.3
4		(5,6)	
	6161D5	TAILLIGHT UNIT .....	0.2
7	6161G1	BULB, TAILLIGHT .....	0.1

3

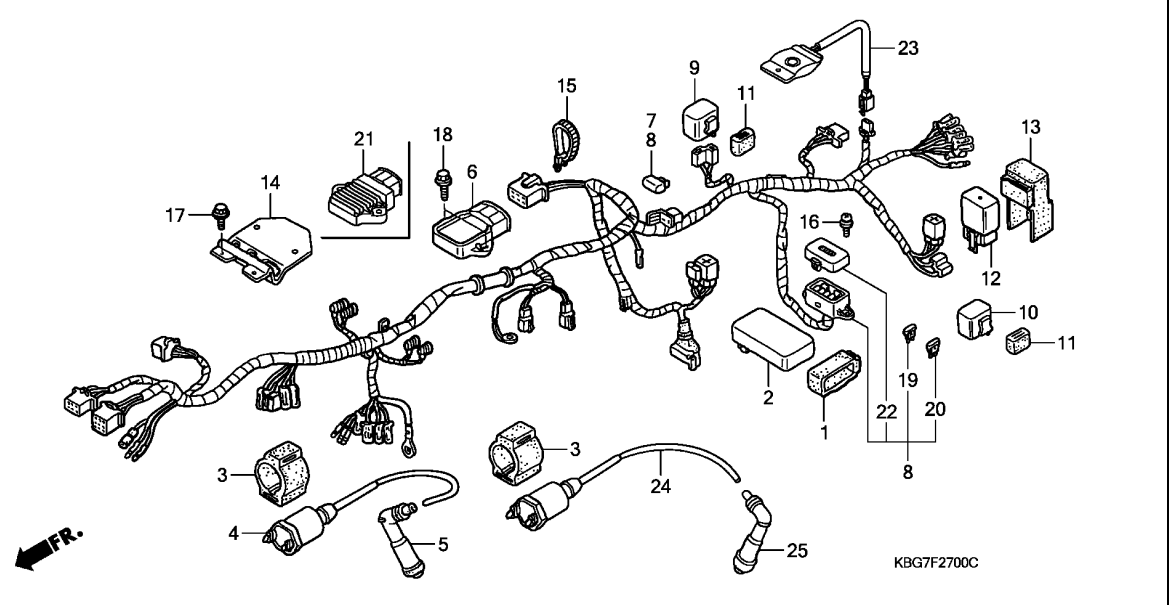
Ref. No.	Part No.	Description	Reqd. QTY						Serial No.	Parts catalogue code
			CB250P T	CB250 W	4	4	CB250P 5	6		
1	33518-SA2-003	GASKET, SEAL .....	1	1	1	1	1	1		
2	33701-KBG-701	TAILLIGHT UNIT (STANLEY) (12V 23/8W)	1	1	1	1	1	-		
	33701-KBG-601	TAILLIGHT UNIT (12V 21/5W) ..	-	-	-	-	-	1		
3	33705-KBG-601	CORD COMP., TAILLIGHT .....	1	1	1	1	1	1		
4	33706-ME5-003	TAILLIGHT SUB ASSY. ....	1	1	1	1	1	-		
	33706-KBG-601	.....	-	-	-	-	-	1		
5	33741-ME5-003	DUMMY, R. RR. REFLEX REFLECTOR	1	1	1	1	1	1		
6	33742-ME5-003	DUMMY, L. RR. REFLEX REFLECTOR	1	1	1	1	1	1		
7	34905-425-671	BULB (12V 23/8W)(STANLEY) ...	1	1	1	1	1	-		
	34906-447-711	BULB, TAILLIGHT (12V 21/5W) (STANLEY)	-	-	-	-	-	1		
8	61105-MA3-000	COLLAR, FR. FENDER .....	2	2	2	2	2	2		
9	93903-35280	SCREW, TAPPING, 5X12 .....	2	2	2	2	2	2		
10	94050-06000	NUT, FLANGE, 6MM .....	2	2	2	2	2	2		



Ref. No.	L.O.N.	(Relative ref. Number) Description	F.R.T.
1	610100	BATTERY .....	0.3
2	610105	CABLE, POSITIVE BATTERY .....	0.3
5	615113	SWITCH, STARTER MAGNETIC .....	0.4
7	410185	BOX, BATTERY .....	0.4
10	410190	BOX OR BAG, TOOL .....	0.5

Ref. No.	Part No.	Description	Reqd. QTY						Serial No.	Parts catalogue code
			CB250P T	CB250 W	4	4	CB250P 5	6		
1	31500-KW3-047	BATTERY (YTX7L-BS) (YUASA) ....	1	1	1	1	1	1		
2	32401-KBG-000	CABLE, STARTER BATTERY .....	1	1	1	1	1	1		
3	32406-KAZ-000	COVER, STARTER MAGNETIC TERMINAL .....	1	1	1	1	1	1		
5	35850-KR3-870	SWITCH ASSY., STARTER MAGNETIC .....	1	1	1	1	1	1		
6	35856-KBG-007	RUBBER, SHOCK .....	1	1	1	1	1	1		
7	50325-KBG-000	TRAY COMP., BATTERY .....	1	1	1	1	1	-		
	50325-KPJ-C10	.....	-	-	-	-	-	1		
8	50326-KR3-870	CUSHION, BATTERY .....	1	1	1	1	1	1		
9	50327-KBG-000	BAND, BATTERY TRAY .....	1	1	1	1	1	1		
10	83501-KB4-000	BOX, TOOL .....	1	1	1	1	1	1		
11	83503-471-000	PLATE, TOOL BOX SETTING .....	1	1	1	1	1	1		
12	83507-438-000	BODY, KEY .....	1	1	1	1	1	1		
13	83508-438-000	STOPPER, KEY BODY .....	1	1	1	1	1	1		
14	83618-323-000	RUBBER, BATTERY BOX .....	1	1	1	1	1	1		
15	90010-GE0-710	CLIP, TUBE .....	1	1	1	1	1	1		
16	90111-MR5-000	BOLT, SOCKET, 5X9 .....	2	2	2	2	2	2		
17	94050-06070	NUT, FLANGE, 6MM .....	1	1	1	1	1	1		
18	94050-06080	NUT, FLANGE, 6MM .....	2	2	2	2	2	2		
19	94305-20141	PIN, SPRING, 2X14 .....	1	1	1	1	1	1		
20	95701-06010-08	BOLT, FLANGE, 6X10 .....	4	-	-	-	-	-	-----	5002199
			-	4	-	-	-	-	-----	5100927
	95701-06012-00	BOLT, FLANGE, 6X12 .....	4	-	-	-	-	-	5002200	
			-	4	-	-	-	-	5100928	
			-	-	4	4	4	4		
21	98200-32000	FUSE, BLADE (20A) .....	1	1	1	1	1	1		



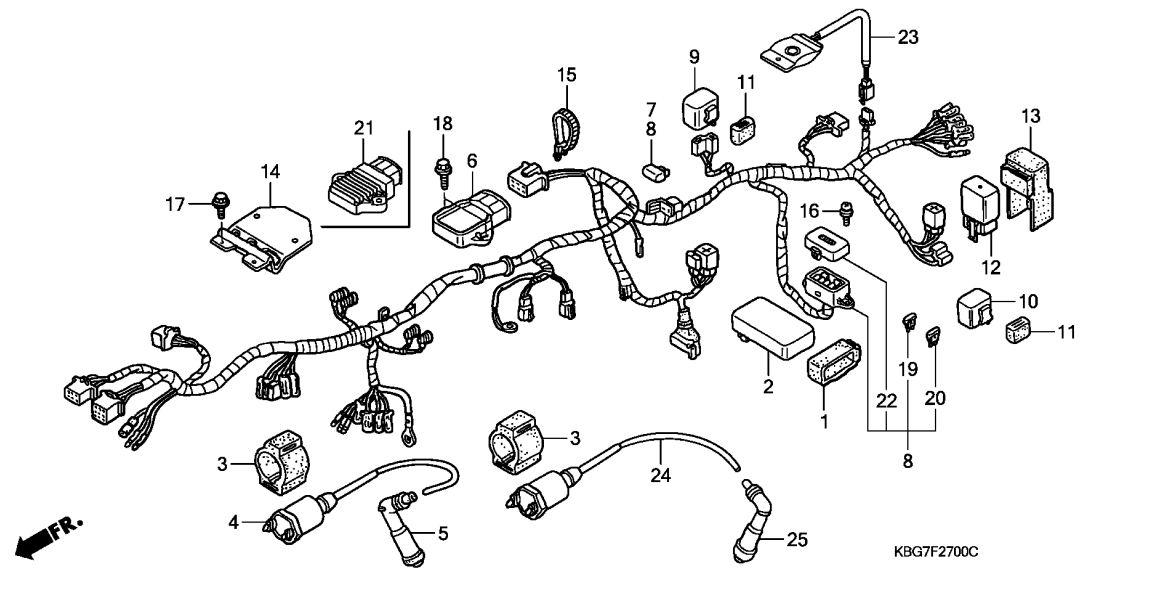


Ref. No.	L.O.N.	(Relative ref. Number) Description	F.R.T.
2	6141A1	IGNITION CONTROL MODULE (24)	0.5
4	614105	COIL, IGNITION	0.4
	614105G	.Replace 1 ignition coil add (21)	0.2
6	6131B2	RECTIFIER, REGULATE	0.6
8	611100	HARNESS, WIRE	1.3
9	6111C3	RELAY, WINKER	0.2

3

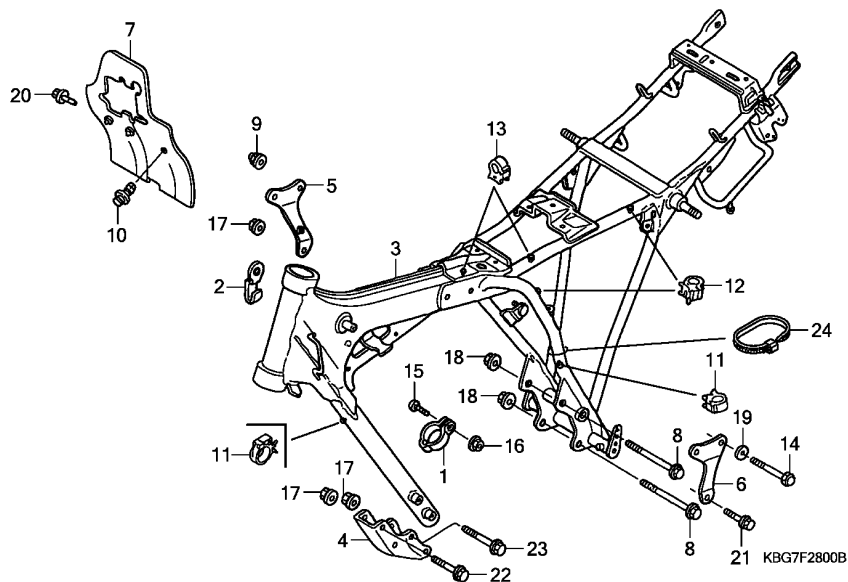
Ref. No.	Part No.	Description	Reqd. QTY						Serial No.	Parts catalogue code
			CB250P T	CB250 W	4	4	CB250P 5	6		
1	30401-KK6-740	CUSHION, C.D.I. UNIT (FLASH)	1	1	1	1	1	1		
2	30410-KBG-B01	C.D.I. UNIT	1	1	1	1	1	1		
3	30506-KV3-771	SUSPENSION, IGNITION COIL	2	2	2	2	2	2		
4	30510-KBG-000	COIL COMP., IGNITION	1	1	1	1	1	1		
5	30700-KR3-600	CAP ASSY., NOISE SUPPRESSOR	1	1	1	1	1	1		
6	31600-KBR-000	RECTIFIER ASSY., REGULATE	1	1	-	-	-	-		
7	31700-124-008	RECTIFIER ASSY., SILICON (SHINDENGEN)	1	1	1	1	1	1		
8	32100-KBG-B00	HARNESS, WIRE	1	-	-	-	-	-	-----	CH,3CH
	32100-KBG-B20		1	-	-	-	-	-	-----	2CH,4CH
	32100-KBG-B30		1	-	-	-	-	-	-----	PL,RT,2PL,2RT
	32100-KBG-S20		-	1	1	-	-	-		
	32100-KBG-B01		-	-	-	1	-	-	-----	HK
	32100-KBG-B21		-	-	-	1	-	-	-----	2HK
	32100-KPJ-C00		-	-	-	-	1	-		
	32100-KPJ-C10		-	-	-	-	-	1		
9	38301-GJ1-603	RELAY COMP., WINKER (MITSUBA)	1	1	1	1	1	-		
10	38301-KJ6-743	RELAY COMP., WINKER (MITSUBA)	1	1	1	1	-	1		
11	38306-KK4-000	SUSPENSION, WINKER RELAY (MITSUBA)	2	2	2	2	1	1		
12	38501-GAM-007	RELAY COMP., STARTER (MATSUSHITA)	1	1	1	1	1	1		
13	38506-MY2-691	SUSPENSION, STARTER RELAY (MATSUSHITA)	1	1	1	1	1	1		
14	50132-KBG-000	STAY, REGULATOR	1	1	1	1	1	1		
15	90651-MA6-720	BAND, WIRE HARNESS	1	1	1	1	1	1		





Ref. No.	Part No.	Description	Reqd. QTY						Serial No.	Parts catalogue code
			CB250P T	CB250 W	4	4	CB250P 5	6		
16	93891-04016-00	SCREW-WASHER, 4X16	2	2	2	2	2	2		
17	95701-06012-08	BOLT, FLANGE, 6X12	2	-	-	-	-	-	5001912	CH,2CH,3CH,4CH
			2	-	-	-	-	-	5500335	PL,RT,2PL,2RT
			-	2	-	-	-	-	5100817	
	95701-06012-00		2	-	-	-	-	-	5001913	CH,2CH,3CH,4CH
			2	-	-	-	-	-	5500336	PL,RT,2PL,2RT
			-	2	-	-	-	-	5100818	
18	96001-06016-00	BOLT, FLANGE, 6X16	2	-	-	-	-	-	5002199	CH,2CH,3CH,4CH
	95701-06016-00		2	-	-	-	-	-		PL,RT,2PL,2RT
			2	-	-	-	-	-	5002200	CH,2CH,3CH,4CH
19	98200-31000	FUSE, BLADE (10A)	-	2	2	2	2	2		PL,RT,2PL,2RT
			5	-	-	-	-	-		CH,2CH,3CH,4CH
			6	-	-	-	-	-		
20	98200-32000	FUSE, BLADE (20A)	1	1	1	1	1	1		
21	31600-KBR-010	RECTIFIER ASSY., REGULATE	-	-	1	1	1	1		
22	38201-KBG-B01	COVER COMP., FUSE BOX	1	-	-	-	-	-		CH,2CH,3CH,4CH
			-	-	-	1	1	1		
	38201-KBG-J01		1	-	-	-	-	-		PL,RT,2PL,2RT
			-	1	1	-	-	-		
23	35250-MCB-600	SWITCH ASSY., THERMO	-	-	-	-	-	1	1	
24	30510-KBG-000	COIL COMP., IGNITION	1	1	1	1	1	-		
	30510-KPJ-C10	COIL COMP., IGNITION (1)	-	-	-	-	-	1		
25	30700-KR3-600	CAP ASSY., NOISE SUPPRESSOR	1	1	1	1	1	-		
	30700-KK6-153		-	-	-	-	-	1		

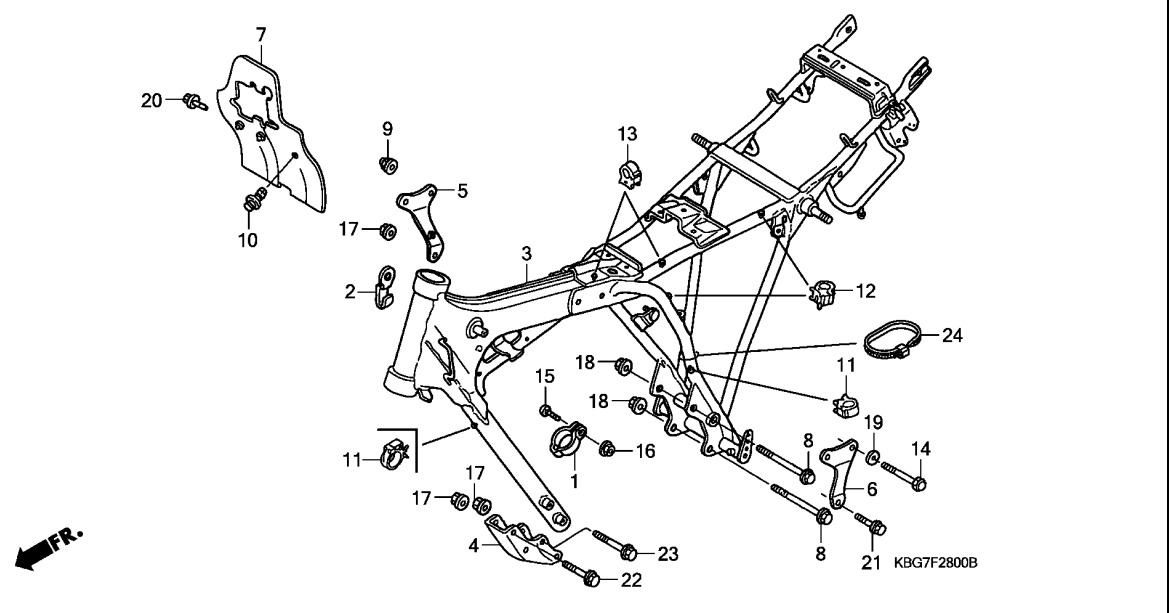




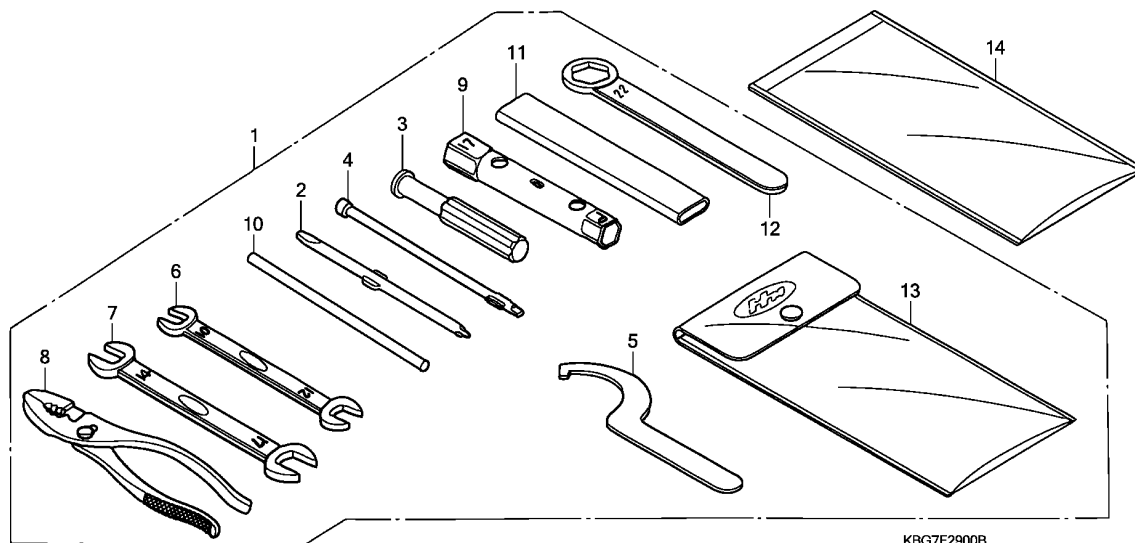
Ref. No.	L.O.N.	(Relative ref. Number) Description	F.R.T.
3	410100	BODY, FRAME ..... .INCLUDES: Engine removal and installation	5.9
4	4101N0	PLATE, FRONT ENGINE HANGER ...	0.2

3

Ref. No.	Part No.	Description	Reqd. QTY						Serial No.	Parts catalogue code
			CB250P T	CB250 W	4	4	CB250P 5	6		
1	22878-KB4-700	CLAMP, TACHOMETER CABLE .....	1	1	1	1	1	1		
2	45469-KBG-000	CLIP, CABLE .....	1	1	1	1	1	1		
3	50100-KBG-B00ZA	BODY COMP., FRAME								
	*NH196*	.....ROSS WHITE	1	-	-	1	-	-	-----	CH,HK,PL,RT,2PL,2RT,3CH
	50100-KBG-J00ZA	*NH196*	1	-	-	1	-	-	-----	2CH,2HK,4CH
	50100-KPJ-C10ZA	*NH196*	-	-	-	-	-	1		
4	50351-KBG-J00ZA	PLATE, FR. ENGINE HANGER								
	*NH196*	.....ROSS WHITE	1	1	1	1	1	1		
5	50353-KBG-J00ZA	PLATE, R. ENGINE UPPER HANGER								
	*NH196*	.....ROSS WHITE	1	1	1	1	1	1		
6	50354-KBG-J00ZA	PLATE, L. ENGINE UPPER HANGER								
	*NH196*	.....ROSS WHITE	1	1	1	1	1	1		
7	50360-KBG-000	GUARD COMP., WIND .....	1	1	1	1	1	1		
	50360-KPJ-C10	.....	-	-	-	-	-	-		
8	90018-399-010	BOLT, FLANGE, 10X115 .....	2	2	2	2	2	2		
9	90443-107-000	NUT, CAP, 8MM .....	2	2	2	2	2	2		
10	90657-SB0-003	CLIP, SPLASH SHIELD .....	1	1	1	1	1	1		
11	90690-GHB-641	CLIP, CABLE, 10MM .....	2	2	2	2	2	1		
12	90690-GHB-651	CLIP, CABLE, 15MM .....	2	2	2	2	2	2		
13	90690-GHB-661	CLIP, CABLE, 20MM .....	2	2	2	2	2	2		
14	92501-08080-0A	BOLT, HEX. CAP, 8X80 .....	2	2	2	2	2	2		
15	93500-05020-0A	SCREW, PAN, 5X20 .....	1	1	1	1	1	1		
16	94050-05000	NUT, FLANGE, 5MM .....	1	1	1	1	1	1		
17	94050-08000	NUT, FLANGE, 8MM .....	5	5	5	5	5	5		



Ref. No.	Part No.	Description	Reqd. QTY						Serial No.	Parts catalogue code
			CB250P T	CB250 W	4	4	CB250P 5	6		
18	94050-10000	NUT, FLANGE, 10MM .....	2	2	2	2	2	2		
19	94101-08000	WASHER, PLAIN, 8MM .....	2	2	2	2	2	2		
20	95701-06012-00	BOLT, FLANGE, 6X12 .....	1	1	1	1	1	1		
21	95801-08045-00	BOLT, FLANGE, 8X45 .....	1	1	1	1	1	1		
22	95801-08065-00	BOLT, FLANGE, 8X65 .....	2	2	-	-	-	-		
	90156-MA0-770	.....	-	-	2	2	2	2		
23	95801-08070-00	BOLT, FLANGE, 8X70 .....	2	2	2	2	2	2		
24	90652-KT1-771	BAND, WIRE (BLACK) .....	-	-	-	-	-	1		



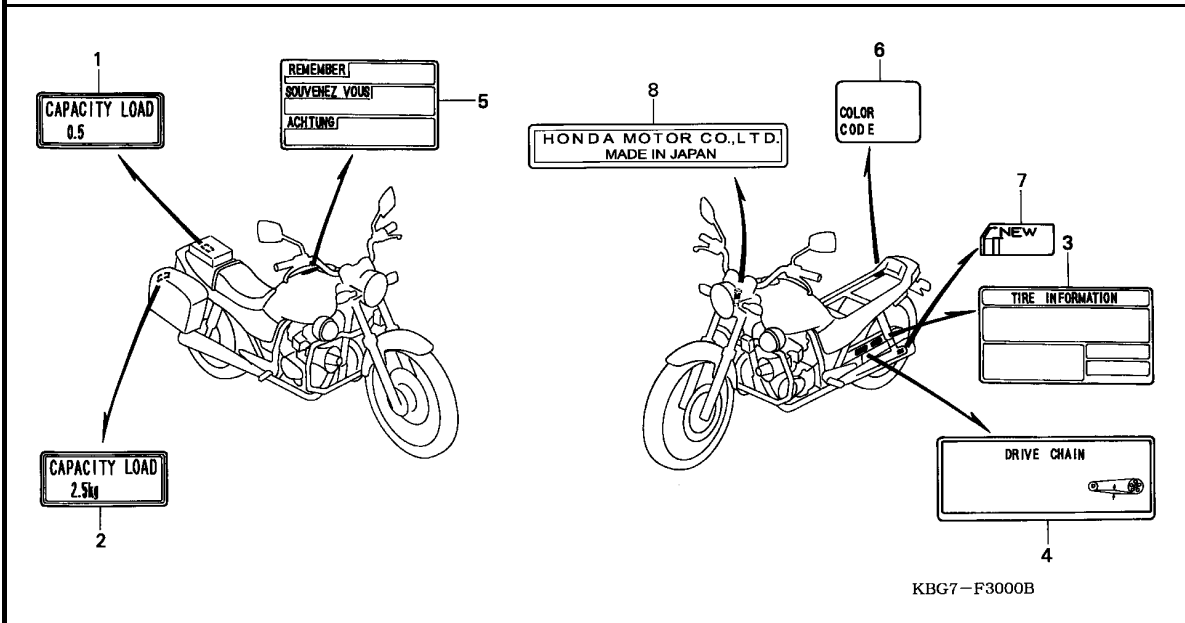
KBG7F2900B

Ref. L.O.N. (Relative ref. Number) F.R.T.  
No. Description

NO INFORMATION .....

3

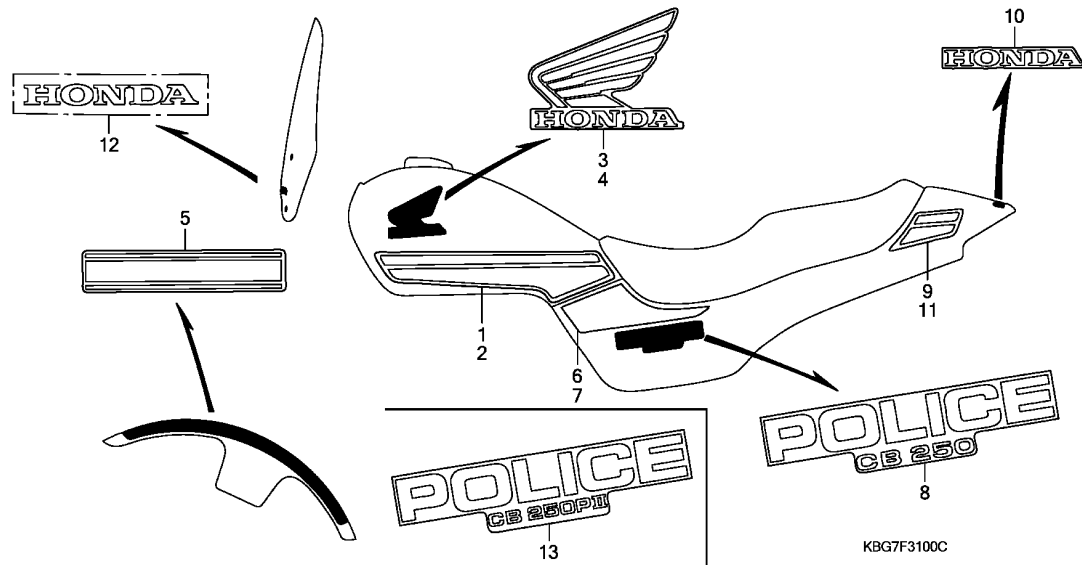
Ref. No.	Part No.	Description	Reqd. QTY						Serial No.	Parts catalogue code
			CB250P T	CB250 W	4	4	CB250P 5	6		
1	89010-KBG-A00	TOOL SET .....	1	1	1	1	1	1		
2	89102-538-000	DRIVER, SCREW (NO.2 + -) .....	1	1	1	1	1	1		
3	89103-538-000	GRIP .....	1	1	1	1	1	1		
4	89211-KJ2-000	WRENCH, BOX (8MM) .....	1	1	1	1	1	1		
5	89215-MK4-000	SPANNER, PIN .....	1	1	1	1	1	1		
6	99001-10120	SPANNER, 10X12 .....	1	1	1	1	1	1		
7	99001-14170	SPANNER, 14X17 .....	1	1	1	1	1	1		
8	89210-GBJ-J00	PLIERS, 135(RIKEN) .....	1	1	1	1	1	1		
9	99004-16170	WRENCH, BOX (P16X17) .....	1	1	1	1	1	1		
10	99005-01000	BAR A, HANDLE .....	1	1	1	1	1	1		
11	99006-12000	HANDLE, EYE WRENCH, 12MM .....	1	1	1	1	1	1		
12	99006-22000	WRENCH, EYE, 22MM .....	1	1	1	1	1	1		
13	99008-02000	BAG, TOOL, 200MM .....	1	1	1	1	1	1		
14	83642-355-000	BAG, OWNERS MANUAL .....	1	-	-	-	-	-	5000047 CH,2CH,3CH,4CH	
	77251-342-000	BAG, SERVICE BOOK .....	1	-	-	-	-	-	5000006 PL,RT,2PL,2RT	
			1	-	-	-	-	-	5000048 CH,2CH,3CH,4CH	
			1	-	-	-	-	-	5500007 PL,RT,2PL,2RT	
			-	1	1	1	1	1		



Ref. No.	L.O.N. (Relative ref. Number)	Description	F.R.T.
		NO INFORMATION .....	

Ref. No.	Part No.	Description	Reqd. QTY						Serial No.	Parts catalogue code
			CB250P T	CB250 W	4	4	CB250P 5	6		
1	81218-KBG-J00	LABEL, BRIEF BOX .....	1	-	-	1	-	-	-----	2CH,2HK,4CH
2	81219-KBG-J00	LABEL, SIDE BOX .....	2	-	-	-	1	1	-----	CH,2CH,3CH,4CH
3	87505-KBG-B00	LABEL, TIRE .....	1	-	-	1	-	-	-----	CH,HK,PL,RT,2PL,2RT,3CH
	87505-KBG-B20	.....	1	-	-	1	-	-	-----	2CH,2HK,4CH
4	87507-MZ5-670	LABEL, DRIVE CHAIN .....	1	1	1	1	1	1		
5	87560-ME9-670ZA	MARK, DRIVE CAUTION *TYPEG* ..	1	1	1	1	1	1		
6	87565-KBG-J00ZA	LABEL, COLOR *TYPE1*(NH196) ..	1	-	-	-	-	-		
	87565-KBG-E00ZE	LABEL, COLOR *TYPE5*(NH196) ..	-	1	-	-	-	-		
	87565-KPJ-870ZA	LABEL, COLOR *TYPE1*(NH196) ..	-	-	1	-	-	-		
	87565-KPJ-880ZA	.....	-	-	-	1	-	-		
	87565-KPJ-C00ZA	.....	-	-	-	-	1	-		
	87565-KPJ-C10ZA	.....	-	-	-	-	-	1		
7	87508-MN8-670	LABEL, CHAIN ADJUSTER .....	1	1	1	1	1	1		
8	87125-041-680	PLATE, NAME .....	-	1	1	-	-	-		



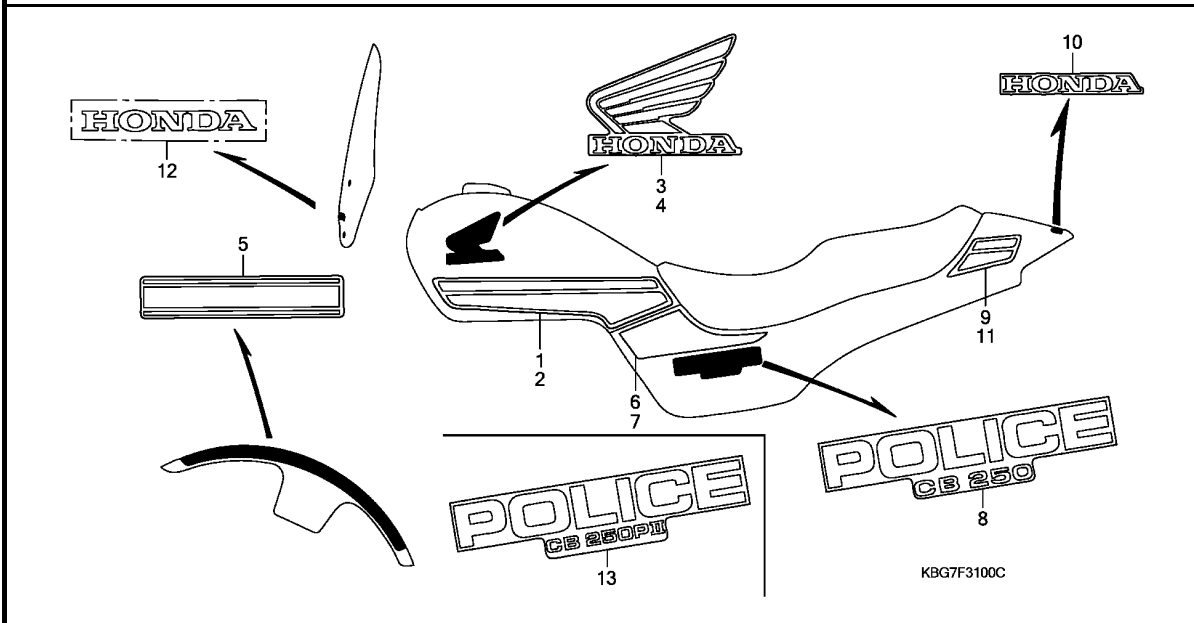


Ref. L.O.N. (Relative ref. Number) F.R.T.  
No. Description

NO INFORMATION .....

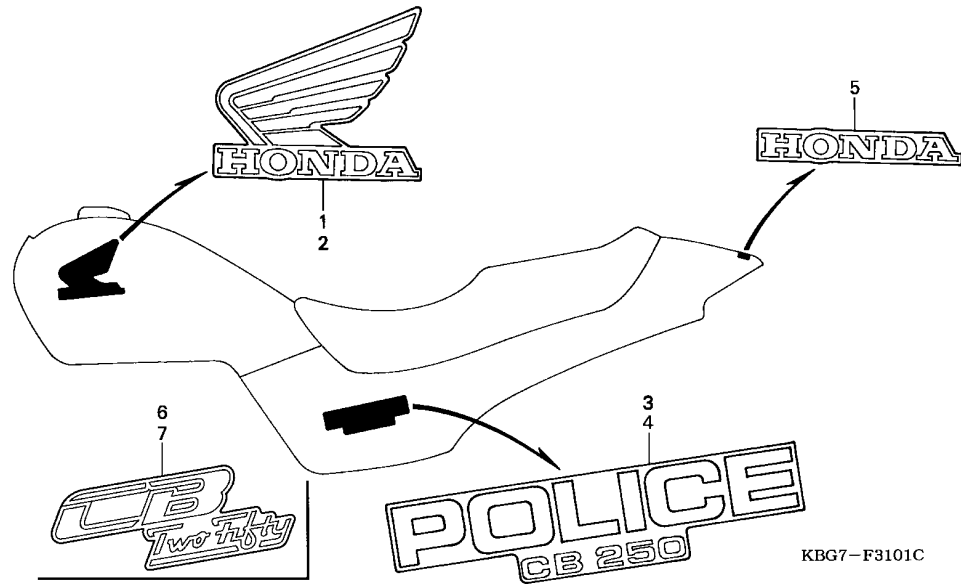
3

Ref. No.	Part No.	Description	Reqd. QTY						Serial No.	Parts catalogue code
			CB250P T	CB250 W	4	4	CB250P 5	6		
1	17507-KBG-B00ZA	STRIPE, R. FUEL TANK *TYPE2*	1	-	-	-	-	-	CH,2CH,3CH,4CH	
	17507-KBG-B00ZB	STRIPE, R. FUEL TANK *TYPE3*	1	-	-	-	-	-	PL,2PL	
2	17508-KBG-B00ZA	STRIPE, L. FUEL TANK *TYPE2*	1	-	-	-	-	-	CH,2CH,3CH,4CH	
	17508-KBG-B00ZB	STRIPE, L. FUEL TANK *TYPE3*	1	-	-	-	-	-	PL,2PL	
3	17531-KBG-A00ZA	MARK, R. FUEL TANK WING *TYPE1*	1	-	-	-	-	-	CH,PL,2CH,2PL,3CH,4CH	
	17531-KPJ-870ZA	.....	-	-	-	1	1	1		
4	17532-KBG-A00ZA	MARK, L. FUEL TANK WING *TYPE1*	1	-	-	-	-	-	CH,PL,2CH,2PL,3CH,4CH	
	17532-KPJ-870ZA	.....	-	-	-	1	1	1		
5	61105-KBG-B00ZA	STRIPE, FR. FENDER *TYPE2*	1	-	-	-	-	-	CH,2CH,3CH,4CH	
	61105-KBG-B00ZB	STRIPE, FR. FENDER *TYPE3*	1	-	-	-	-	-	PL,2PL	
6	83541-KBG-B00ZA	STRIPE A, R. SIDE COVER *TYPE2*	1	-	-	-	-	-	CH,2CH,3CH,4CH	
	83541-KBG-B00ZB	STRIPE A, R. SIDE COVER *TYPE3*	-	-	-	1	1	1	PL,2PL	
7	83641-KBG-B00ZA	STRIPE A, L. SIDE COVER *TYPE2*	1	-	-	-	-	-	CH,2CH,3CH,4CH	
	83641-KBG-B00ZB	STRIPE A, L. SIDE COVER *TYPE3*	-	-	-	1	1	1	PL,2PL	
8	83650-KBG-A00ZA	MARK, SIDE COVER *TYPE1*	2	-	-	-	-	-	CH,PL,2CH,2PL,3CH,4CH	
		.....	-	-	-	2	2	-		



Ref. No.	Part No.	Description	Reqd. QTY						Serial No.	Parts catalogue code
			CB250P T	CB250 W	4	4	CB250P 5	6		
9	83741-KBG-B00ZA	STRIPE B, R. SIDE COVER								
		*TYPE2*	1	-	-	-	-	-	-	CH,2CH,3CH,4CH
	83741-KBG-B00ZB	STRIPE B, R. SIDE COVER				1	1	1		
		*TYPE3*	1	-	-	-	-	-	-	PL,2PL
10	83801-KBG-770ZB	MARK, RR. CENTER COVER								
	83801-KPJ-870ZB	MARK, RR. CENTER COVER				1	1	1		CH,PL,2CH,2PL,3CH,4CH
		*TYPE1*	-	-	-	-	-	-	-	
11	83841-KBG-B00ZA	STRIPE B, L. SIDE COVER								
		*TYPE2*	1	-	-	-	-	-	-	CH,2CH,3CH,4CH
	83841-KBG-B00ZB	STRIPE B, L. SIDE COVER				1	1	1		
		*TYPE3*	1	-	-	-	-	-	-	PL,2PL
12	64221-MCF-A40ZA	MARK, WINDSCREEN						1	1	
		*TYPE3*	....	-	-	-	-	-	-	
13	83650-KPJ-C10ZA	MARK, SIDE COVER							2	
		*TYPE1*	....	-	-	-	-	-	-	





Ref. L.O.N. (Relative ref. Number) F.R.T.  
No. Description

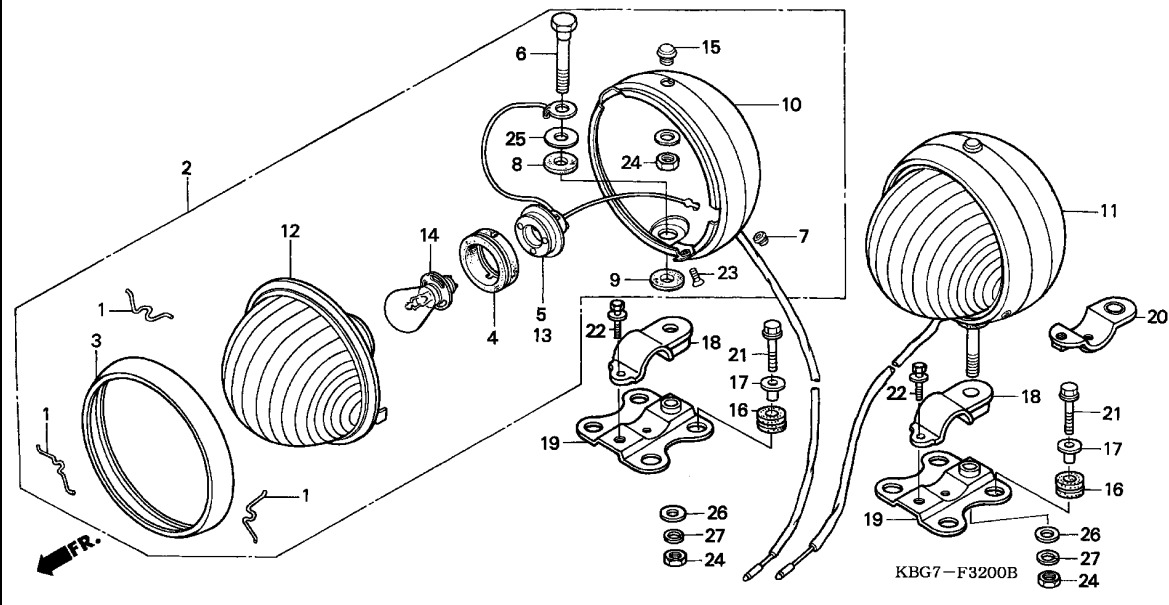
NO INFORMATION .....

KBG7-F3101C

3

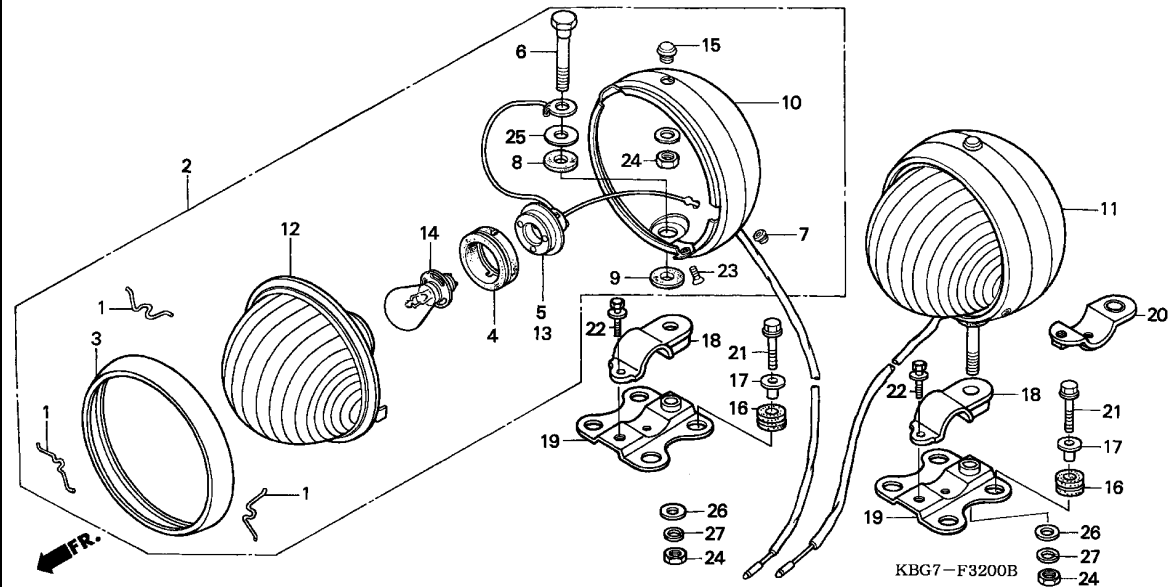
Ref. No.	Part No.	Description	Reqd. QTY						Serial No.	Parts catalogue code
			CB250P T	CB250 W	4	4	CB250P 5	6		
1	17531-KBG-A00ZA	MARK, R. FUEL TANK WING								
		*TYPE1*	1	-	-	-	-	-	RT,2RT	
	17531-KPJ-870ZA	.....	-	1	-	-	-	-		
2	17532-KBG-A00ZA	MARK, L. FUEL TANK WING								
		*TYPE1*	1	-	-	-	-	-	RT,2RT	
	17532-KPJ-870ZA	.....	-	1	-	-	-	-		
3	83650-KBG-A00ZA	MARK, SIDE COVER *TYPE1*	1	-	-	-	-	-	RT,2RT	
4	83650-KBG-A00ZA	MARK, SIDE COVER *TYPE1*	1	-	-	-	-	-	RT,2RT	
5	83801-KBG-770ZB	MARK, RR. CENTER COVER *TYPE2*	1	-	-	-	-	-	RT,2RT	
	83801-KPJ-870ZB	MARK, RR. CENTER COVER *TYPE1*	-	1	-	-	-	-		
6	83650-KBG-610ZA	MARK, R. SIDE COVER *TYPE1*	-	-	1	1	-	-		
7	83750-KBG-610ZA	MARK, L. SIDE COVER *TYPE1*	-	-	1	1	-	-		



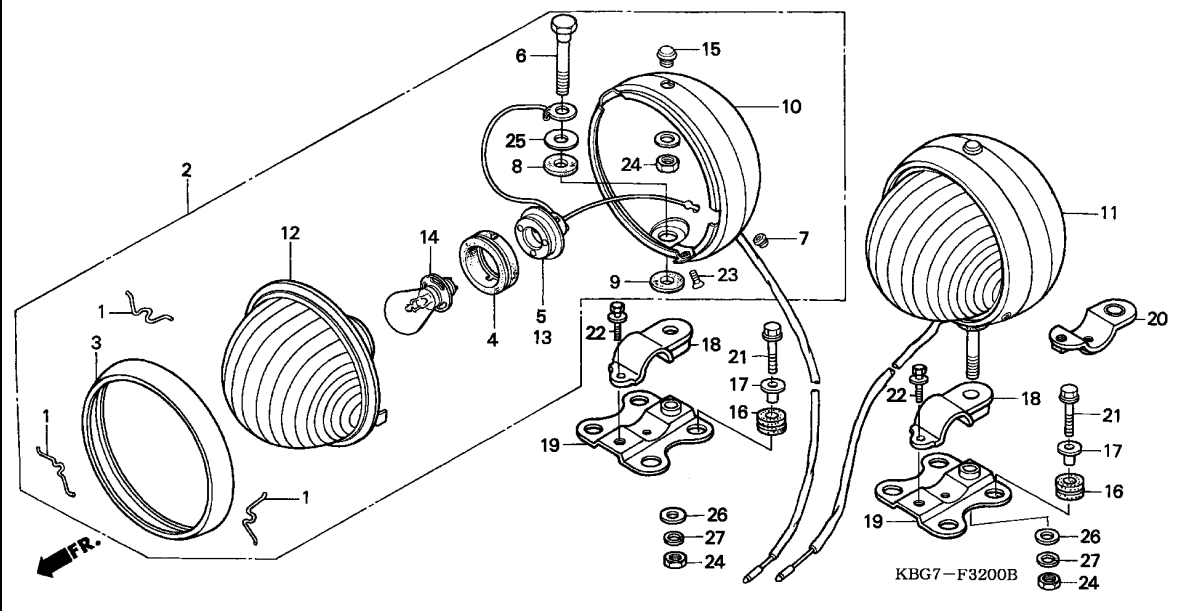


Ref. No.	L.O.N.	(Relative ref. Number) Description	F.R.T.
2	6161J6	LIGHT ASSY., PATROL :RIGHT ...	0.2
5	6161K1	SOCKET, PATROL LIGHT :RIGHT ..	0.2
10	6161K2	CASE, PATROL LIGHT :LEFT .....	0.2
	6161K3	CASE, PATROL LIGHT :RIGHT .....	0.2
11	6161J5	LIGHT ASSY., PATROL :LEFT ....	0.2
12		(3)	
	6161J7	LIGHT UNIT, PATROL :LEFT .....	0.1
	6161J8	LIGHT UNIT, PATROL :RIGHT .....	0.1
13	6161K0	SOCKET, PATROL LIGHT :LEFT ...	0.2
14	6161J9	BULB, PATROL LIGHT .....	0.1
	6161J9A	.Replace 1 patrol light bulb add .....	0.1

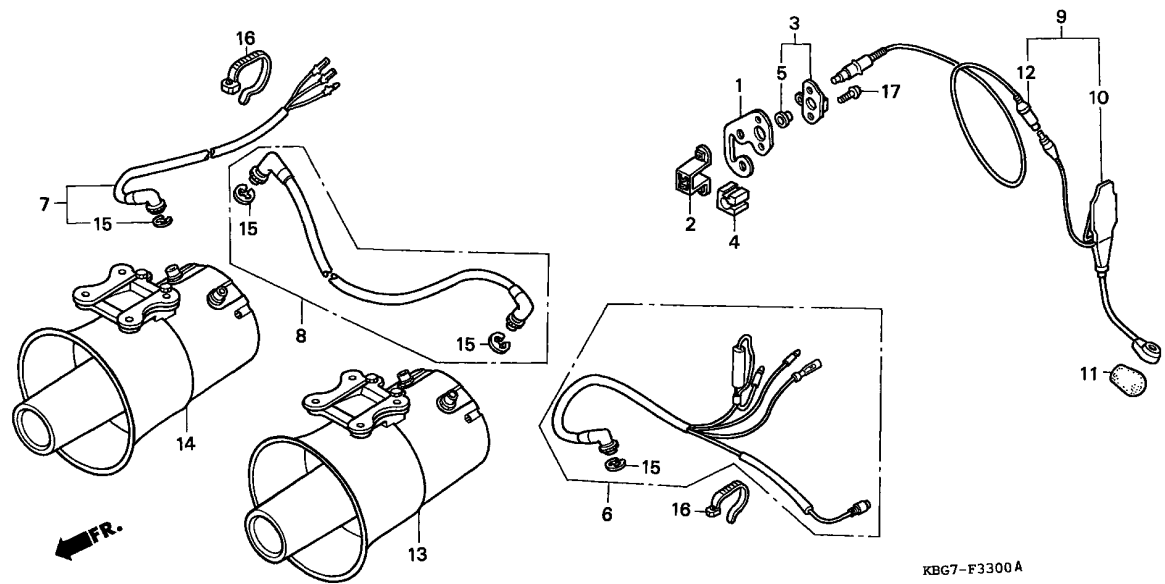
Ref. No.	Part No.	Description	Reqd. QTY				Serial No.	Parts catalogue code
			CB250P T	CB250 W	4	4		
1	33108-268-000	SPRING, HEADLIGHT UNIT SETTING	6	-	-	6	-	
2	34450-KBG-B00ZA	LIGHT ASSY., R. PATROL						
		*NH196*.....ROSS WHITE	1	-	-	-	-	----- CH,PL,RT,2CH
	34450-KBG-B40ZA	*NH196*.....ROSS WHITE	1	-	-	-	-	----- 2PL,2RT,3CH,4CH
	34450-KBG-B41ZA	*NH196*.....ROSS WHITE	-	-	-	1	-	
3	34451-282-010	RIM, PATROL LIGHT .....	2	-	-	2	-	
4	34452-292-750	HOLDER, SOCKET .....	2	-	-	2	-	
5	34453-KBG-B00	SOCKET COMP., R. PATROL LIGHT	1	-	-	1	-	
6	34454-285-000	BOLT, PATROL LIGHT .....	2	-	-	2	-	
7	34456-285-000	GROMMET, LEAD WIRE .....	2	-	-	2	-	
8	34457-282-000	RUBBER A, PATROL LIGHT CUSHION	2	-	-	2	-	
9	34458-285-000	RUBBER B, PATROL LIGHT CUSHION	2	-	-	2	-	
10	34459-285-000ZK	CASE, PATROL LIGHT						
		*NH196*.....ROSS WHITE	2	-	-	2	-	
11	34460-KBG-B00ZA	LIGHT ASSY., L. PATROL						
		*NH196*.....ROSS WHITE	1	-	-	-	-	----- CH,PL,RT,2CH
	34460-KBG-B40ZA	*NH196*.....ROSS WHITE	1	-	-	-	-	----- 2PL,2RT,3CH,4CH
	34460-KBG-B01ZA	*NH196*.....ROSS WHITE	-	-	-	1	-	
12	34460-404-861	LIGHT UNIT, PATROL (BLUE)						
		(STANLEY)	2	-	-	-	-	----- 2PL,2RT,3CH,4CH
		(R. SIDE)	-	-	-	1	-	
	34460-405-831	LIGHT UNIT, PATROL (RED)						
		(STANLEY)	2	-	-	-	-	----- CH,PL,RT,2CH
		(L. SIDE)	-	-	-	1	-	
13	34463-KBG-B00	SOCKET COMP., L. PATROL LIGHT	1	-	-	1	-	
14	34905-268-671	BULB, WINKER (12V 23W)						
		(STANLEY)	2	-	-	2	-	



Ref. No.	Part No.	Description	Reqd. QTY						Serial No.	Parts catalogue code
			CB250P T	CB250 W	4	4	5	6		
15	37551-292-750	LENS, PATROL LIGHT (RED) (L. SIDE)	2	-	-	-	-	-	CH,PL,RT,2CH	
	37551-404-860	LENS, PATROL LIGHT (BLUE) (R. SIDE)	2	-	-	1	-	-	2PL,2RT,3CH,4CH	
16	61103-357-000	RUBBER, FR. FENDER MOUNTING	8	-	-	-	-	-	CH,PL,2CH,2PL,3CH,4CH	
17	61104-357-000	COLLAR, FR. FENDER	8	-	-	-	-	-	CH,PL,2CH,2PL,3CH,4CH	
18	88451-413-960ZF	PIECE, SIREN FIXING *NH196*.....ROSS WHITE	2	-	-	2	-	-		
19	88457-413-960ZF	BRACKET, AMPLIFIER SETTING UPPER *NH196*.....ROSS WHITE	2	-	-	-	-	-	CH,PL,2CH,2PL,3CH,4CH	
20	88457-426-840ZG	BRACKET, PATROL LIGHT SETTING *NH196*.....ROSS WHITE	2	-	-	-	-	-	RT,2RT	
21	92000-06025-0A	BOLT, HEX., 6X25	8	-	-	-	-	-	CH,PL,2CH,2PL,3CH,4CH	
22	93413-06025-00	BOLT-WASHER, 6X25	2	-	-	-	-	-	5000188 CH,2CH,3CH,4CH 5500012 PL,2PL	
	93403-06025-00		2	-	-	-	-	-	5000189 CH,2CH,3CH,4CH 5500013 PL,2PL	
23	93700-05010-0B	SCREW, OVAL, 5X10	2	-	-	2	-	-		
24	94002-10000-0S	NUT, HEX., 10MM	4	-	-	4	-	-		
25	94101-12000	WASHER, PLAIN, 12MM	2	-	-	2	-	-		



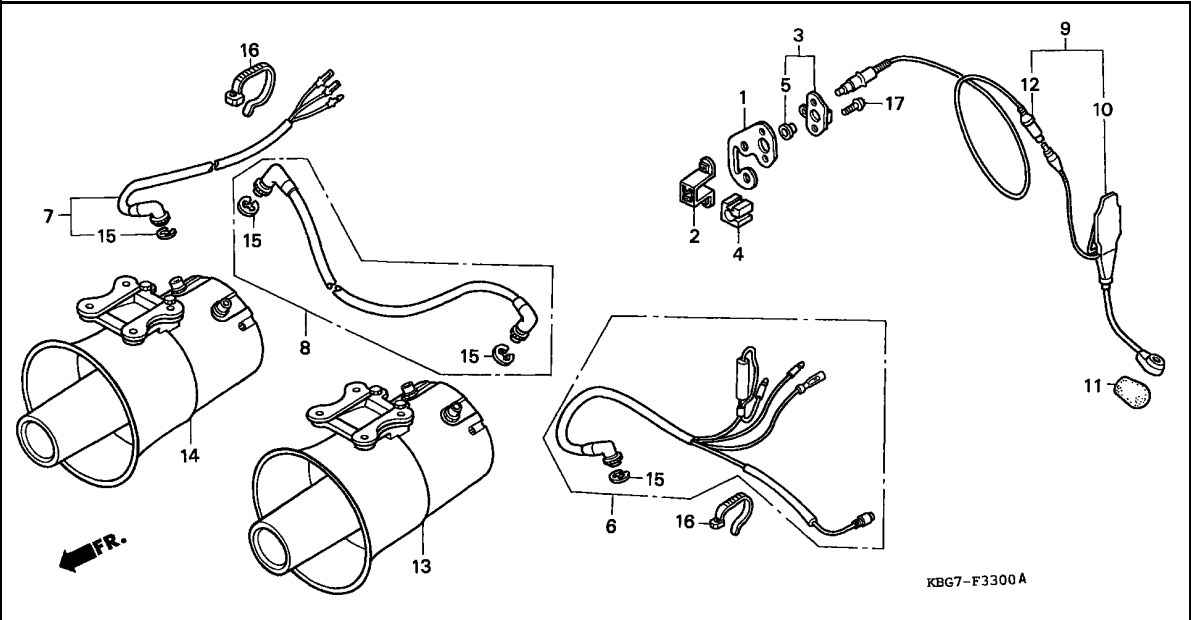
Ref. No.	Part No.	Description	Reqd. QTY						Serial No.	Parts catalogue code
			CB250P T	CB250 W	4	4	CB250P 5	6		
26	94102-10000	WASHER, PLAIN, 10MM .....	2	-	-	2	-	-		
27	94111-10000	WASHER, SPRING, 10MM .....	2	-	-	2	-	-		



Ref. No.	L.O.N.	(Relative ref. Number) Description	F.R.T.
9	6161K6	MICROPHONE ASSEMBLY .....	0.1
13	6161K4	AMPLIFIER, SPEAKER .....	0.3
14	6161K5	AMPLIFIER, SIREN .....	0.3

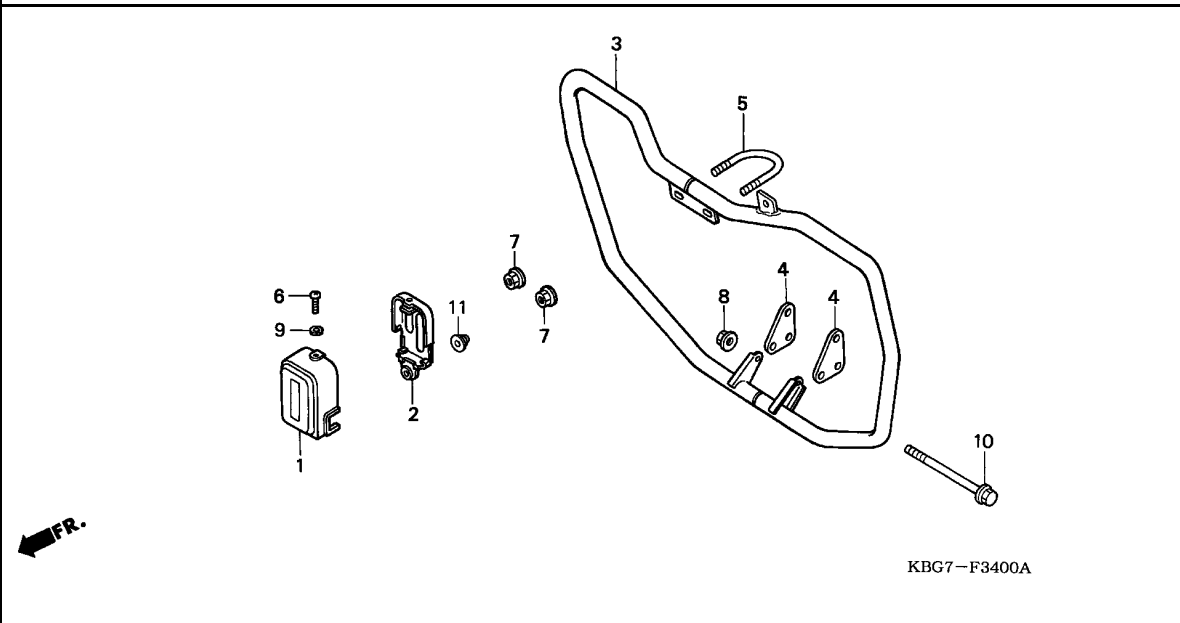
3

Ref. No.	Part No.	Description	Reqd. QTY						Serial No.	Parts catalogue code
			CB250P T	CB250 W	4	4	CB250P 5	6		
1	17951-KBG-J00	HOLDER, MICROPHONE JACK .....	1	-	-	-	-	-	CH,PL,2CH,2PL,3CH,4CH	
2	17952-MV8-900	STAY, MICROPHONE JACK .....	1	-	-	1	-	-	CH,PL,2CH,2PL,3CH,4CH	
3	17953-404-832ZB	BRACKET ASSY., MICROPHONE JACK *NH1*.....BLACK	1	-	-	1	-	-	CH,PL,2CH,2PL,3CH,4CH	
4	17955-425-830	SUPPORT, MICROPHONE JACK .....	1	-	-	1	-	-	CH,PL,2CH,2PL,3CH,4CH	
5	17957-MJ1-830	COVER, JACK .....	1	-	-	1	-	-	CH,PL,2CH,2PL,3CH,4CH	
6	88401-KBG-B01	CORD A, CONNECTING .....	1	-	-	1	-	-	CH,PL,2CH,2PL,3CH,4CH	
7	88402-KBG-A00	CORD B, CONNECTING .....	1	-	-	1	-	-	CH,PL,2CH,2PL,3CH,4CH	
8	88403-KBG-B01	CORD C, CONNECTING .....	1	-	-	1	-	-	CH,PL,2CH,2PL,3CH,4CH	
9	88410-MJ1-831	MICROPHONE ASSY. ....	1	-	-	1	-	-	CH,PL,2CH,2PL,3CH,4CH	
10	88411-MJ1-831	MICROPHONE COMP. ....	1	-	-	1	-	-	CH,PL,2CH,2PL,3CH,4CH	
11	88412-MJ1-831	WINDSCREEN .....	1	-	-	1	-	-	CH,PL,2CH,2PL,3CH,4CH	
12	88422-374-752	CORD COMP., MICROPHONE .....	1	-	-	1	-	-	CH,PL,2CH,2PL,3CH,4CH	
13	88430-MJ1-832	AMPLIFIER, SPEAKER .....	1	-	-	1	-	-	CH,PL,2CH,2PL,3CH,4CH	



Ref. No.	Part No.	Description	Reqd. QTY						Serial No.	Parts catalogue code
			CB250P T	CB250 W	4	4	CB250P 5	6		
14	88440-MJ1-832	AMPLIFIER, SIREN .....	1	-	-	-	-	-	CH,PL,2CH,2PL,3CH,4CH	
15	90651-MJ1-831	E-RING .....	4	-	-	1	-	-	CH,PL,2CH,2PL,3CH,4CH	
16	90652-KT1-771	BAND, WIRE (BLACK) .....	4	-	-	-	-	-	CH,PL,2CH,2PL,3CH,4CH	
17	93500-04010-0G	SCREW, PAN, 4X10 .....	-	-	-	2	-	-	CH,PL,2CH,2PL,3CH,4CH	

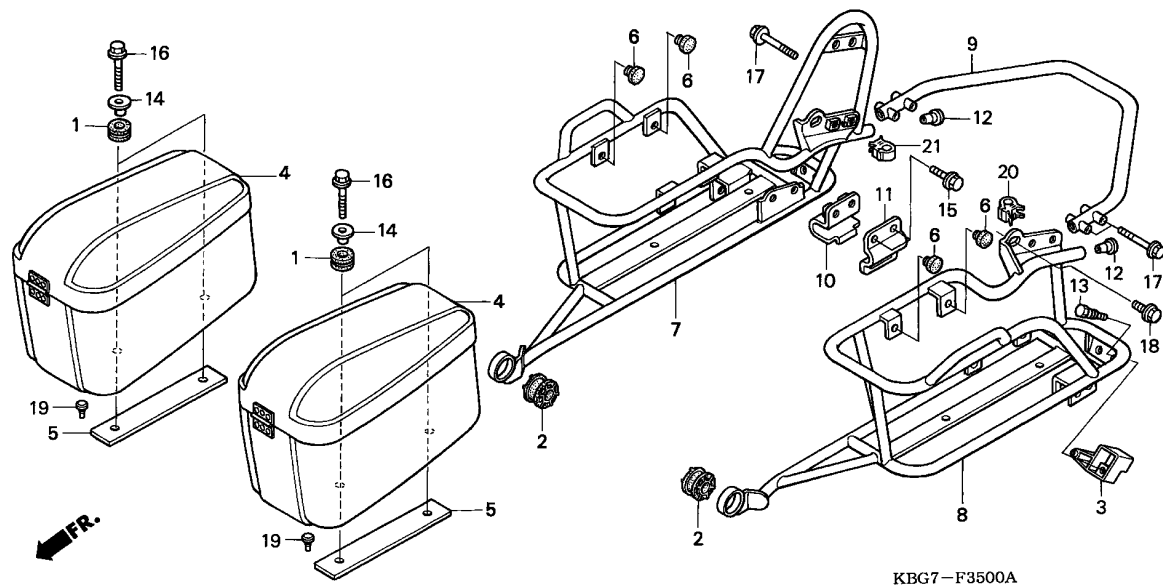




Ref. No.	L.O.N. (Relative ref. Number)	Description	F.R.T.
3	4101F7	GUARD, ENGINE :FRONT .....	0.4

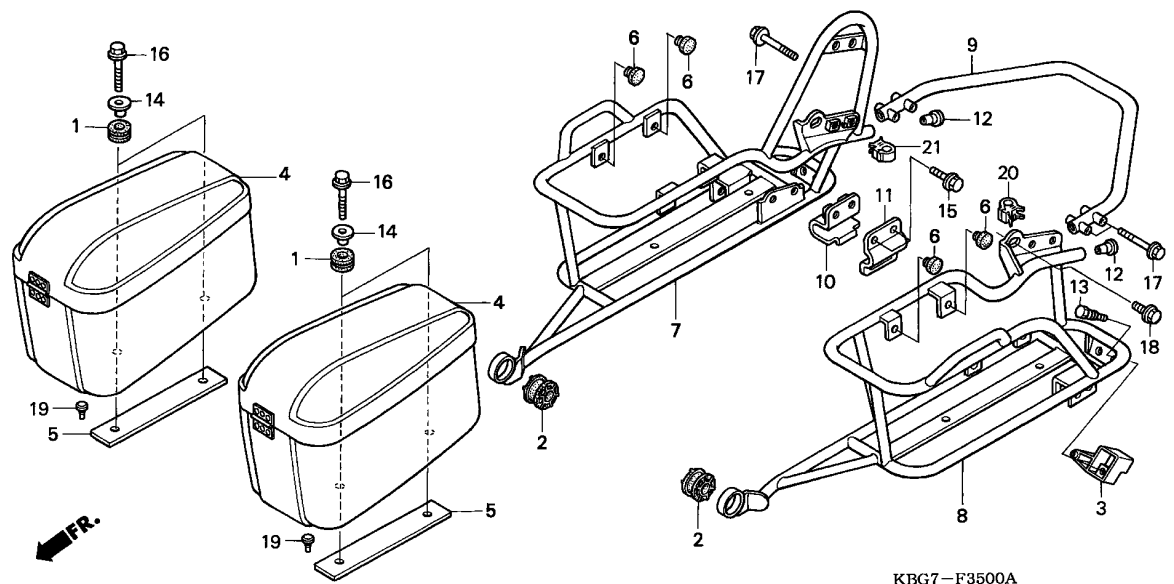
3

Ref. No.	Part No.	Description	Reqd. QTY						Serial No.	Parts catalogue code
			CB250P T	CB250 W	4	4	CB250P 5	6		
1	61305-ME5-830ZD	CASE, COUPLER *NH196*.....ROSS WHITE	1	1	1	1	1	1		
2	62100-KBG-J00ZA	BOX COMP., COUPLER SETTING *NH196*.....ROSS WHITE	1	1	1	1	1	1		
3	62501-KBG-J00	GUARD, ENGINE .....	1	1	1	1	1	1		
4	62505-KBG-J00	PLATE, ENGINE GUARD .....	2	2	2	2	2	2		
5	62505-300-750	BOLT, FR. BUMPER SETTING .....	1	1	1	1	1	1		
6	93500-05008-0A	SCREW, PAN, 5X8 .....	1	1	1	1	1	1		
7	94050-08020	NUT, FLANGE, 8MM .....	2	2	2	2	2	2		
8	94050-10000	NUT, FLANGE, 10MM .....	1	1	1	1	1	1		
9	94101-05000	WASHER, PLAIN, 5MM .....	1	1	1	1	1	1		
10	95701-10070-00	BOLT, FLANGE, 10X70 .....	1	1	1	1	1	1		
11	90304-438-000	NUT, CAP, 6MM .....	1	1	1	1	1	1		



Ref. No.	L.O.N.	(Relative ref. Number) Description	F.R.T.
4	4121J5	BOX ASSY., SIDE :RIGHT	0.1
	4121J4	BOX ASSY., SIDE :LEFT	0.1
7	4121J7	STAY, SIDE BOX :RIGHT	0.6
	4121J8	STAY, SIDE BOX :BOTH	0.7
8	4121J6	STAY, SIDE BOX :LEFT	0.6
	4121J8	STAY, SIDE BOX :BOTH	0.7
9	4121J9	PIPE, SIDE BOX CENTER	0.1

Ref. No.	Part No.	Description	Reqd. QTY						Serial No.	Parts catalogue code
			CB250P T	CB250 W	4	4	CB250P 5	6		
1	19051-KA4-700	RUBBER, RADIATOR MOUNTING	4	-	-	-	-	-	CH,2CH,3CH,4CH	
2	50608-KBG-000	RUBBER, MUFFLER MOUNTING	2	-	-	-	-	-	CH,2CH,3CH,4CH	
3	50710-GB4-007	HOLDER ASSY., HELMET (HONDA LOCK)	1	-	-	-	-	-	CH,2CH,3CH,4CH	
4	77500-KBG-J00	BOX ASSY., SIDE	2	-	-	-	-	-	CH,2CH,3CH,4CH	
5	77601-ML0-750	RUBBER, SIDE BOX	2	-	-	-	-	-	CH,2CH,3CH,4CH	
6	83512-KA4-700	RUBBER, SIDE COVER	8	-	-	-	-	-	CH,2CH,3CH,4CH	
	77215-GC2-000	RUBBER B, SEAT STOPPER	-	-	-	8	8	8		
7	84151-KBG-B00	STAY COMP., R. SIDE BOX	1	-	-	-	-	-	CH,2CH,3CH,4CH	
8	84152-KBG-J00	STAY COMP., L. SIDE BOX	1	-	-	-	-	-	CH,2CH,3CH,4CH	
9	84153-KBG-J00	PIPE, SIDE BOX CENTER	1	-	-	-	-	-	CH,2CH,3CH,4CH	
10	84170-KBG-J00	HOLDER A, SIDE BOX STAY	2	-	-	-	-	-	CH,2CH,3CH,4CH	
			-	-	-	2	2	2		
11	84171-KBG-J00	HOLDER B, SIDE BOX STAY	2	-	-	-	-	-	CH,2CH,3CH,4CH	
			-	-	-	2	2	2		
12	84189-KBG-J00	CAP, PIPE	2	-	-	-	-	-	CH,2CH,3CH,4CH	
13	90107-449-000	BOLT, HELMET HOLDER SETTING	1	-	-	-	-	-	CH,2CH,3CH,4CH	
			-	-	-	1	1	1		

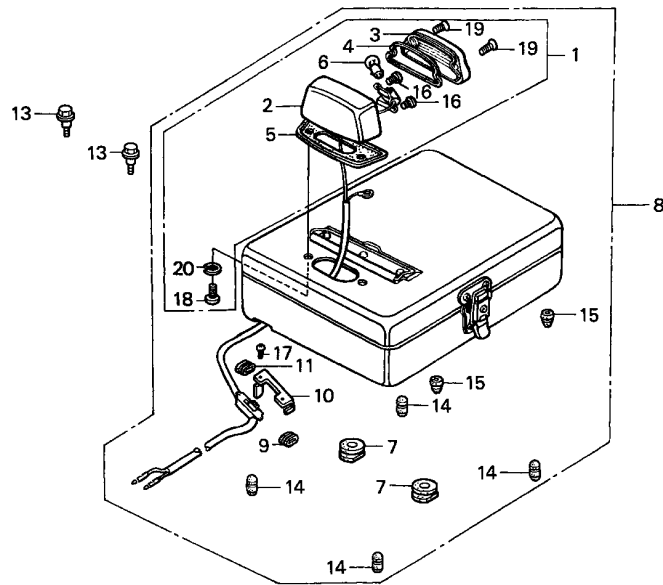


KBG7-F3500A

3

Ref. No.	Part No.	Description	Reqd. QTY						Serial No.	Parts catalogue code
			CB250P T	CB250 W	4	4	CB250P 5	6		
14	90501-MA3-720	COLLAR, 6.2X13	4	-	-	-	-	-	CH,2CH,3CH,4CH	
15	95701-06012-00	BOLT, FLANGE, 6X12	4	-	-	4	4	4	CH,2CH,3CH,4CH	
16	95701-06030-00	BOLT, FLANGE, 6X30	4	-	-	-	-	-	CH,2CH,3CH,4CH	
17	95701-06045-00	BOLT, FLANGE, 6X45	4	-	-	-	-	-	CH,2CH,3CH,4CH	
18	95701-08014-00	BOLT, FLANGE, 8X14	2	-	-	4	4	4	CH,2CH,3CH,4CH	
19	81310-HA0-680	RUBBER, SUB CARRIER	2	-	-	2	2	2	CH,2CH,3CH,4CH	
20	90690-GHB-641	CLIP, CABLE, 10MM	1	-	-	-	-	-	CH,2CH,3CH,4CH	
21	90690-GHB-651	CLIP, CABLE, 15MM	1	-	-	-	-	-	CH,2CH,3CH,4CH	

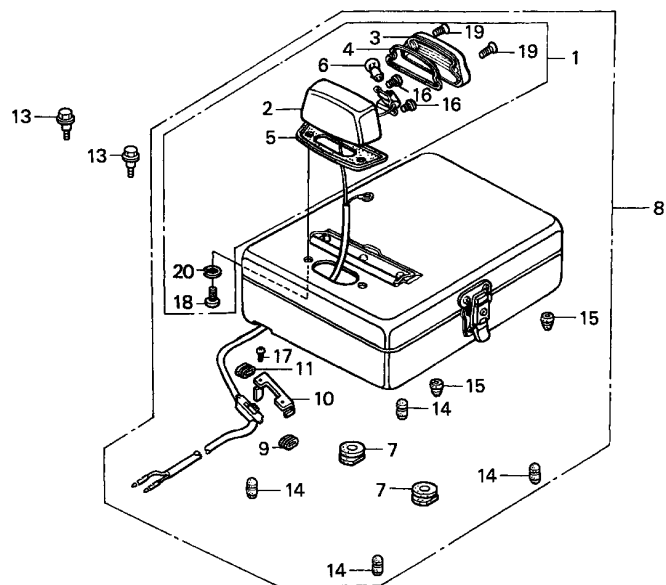




KBG7-F3600B

Ref. No.	L.O.N.	(Relative ref. Number) Description	F.R.T.
1	4121K1	LIGHT ASSY., BRIEF BOX .....	0.2
2	4121K3	BASE, BRIEF BOX LIGHT .....	0.2
6	4121K2	BULB, BRIEF BOX .....	0.1
8	4121K0	BOX ASSY., BRIEF .....	0.1

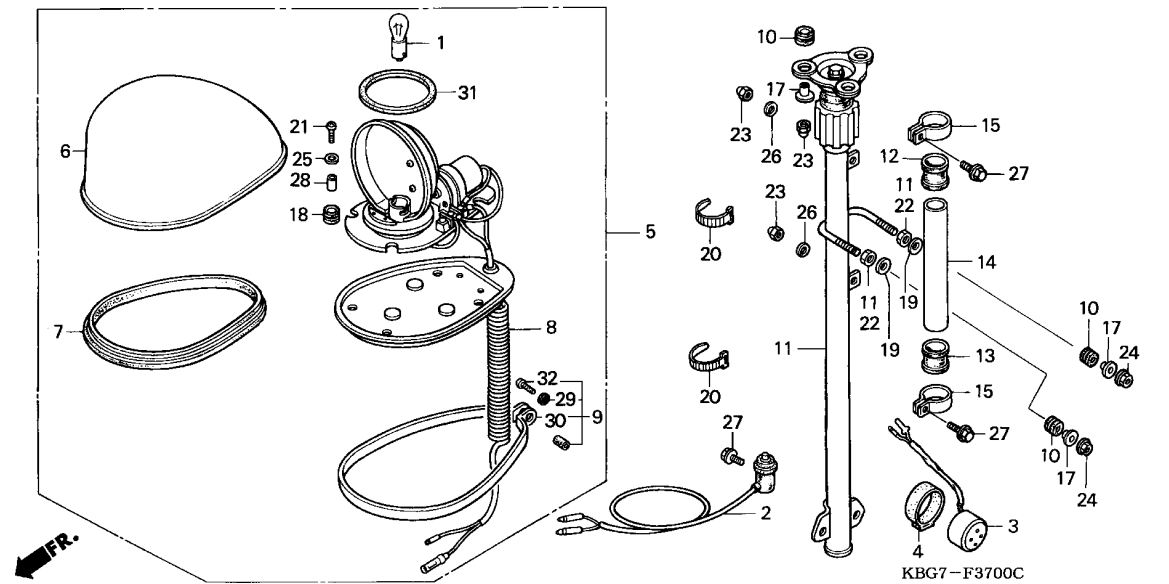
Ref. No.	Part No.	Description	Reqd. QTY						Serial No.	Parts catalogue code
			CB250P T	CB250 W	4	4	CB250P 5	6		
1	34500-KBG-B01	LIGHT ASSY., BRIEF BOX .....	1	-	-	1	-	-	-----	2CH,2HK,4CH
2	34510-292-750	BASE, BRIEF BOX LIGHT .....	1	-	-	1	-	1	-----	2CH,2HK,4CH
3	34531-285-003	LENS, BRIEF BOX LIGHT .....	1	-	-	1	-	-	-----	2CH,2HK,4CH
4	34541-285-003	PACKING, BRIEF BOX LIGHT SEAL	1	-	-	1	-	-	-----	2CH,2HK,4CH
5	34542-285-003	PACKING, BRIEF BOX LIGHT BASE	1	-	-	1	-	-	-----	2CH,2HK,4CH
6	34905-259-610	BULB, WINKER (12V 10W) .....	1	-	-	1	-	-	-----	2CH,2HK,4CH
7	80101-283-000	RUBBER, RR. FENDER CUSHION ..	2	-	-	2	-	-	-----	2CH,2HK,4CH
8	81400-KBG-B20ZA	BOX ASSY., BRIEF	-	-	-	-	2	2	-----	
	*NH196*	.....ROSS WHITE	1	-	-	1	-	-	-----	2CH,2HK,4CH
9	81405-292-751	GROMMET, CORD .....	1	-	-	1	-	1	-----	2CH,2HK,4CH
10	81406-292-751ZD	PROTECTOR, SWITCH	-	-	-	-	-	1	-----	2CH,4CH
	*NH196*	.....ROSS WHITE	1	-	-	1	-	-	-----	2HK
	81406-292-751	.....	-	-	-	1	-	1	-----	
11	81407-292-750	GROMMET, CORD .....	1	-	-	1	-	-	-----	2CH,2HK,4CH
13	90020-438-000	BOLT, FLANGE, 6X20 .....	2	-	-	2	-	1	-----	2CH,2HK,4CH
			-	-	-	-	2	2	-----	



KBG7-F3600B

3

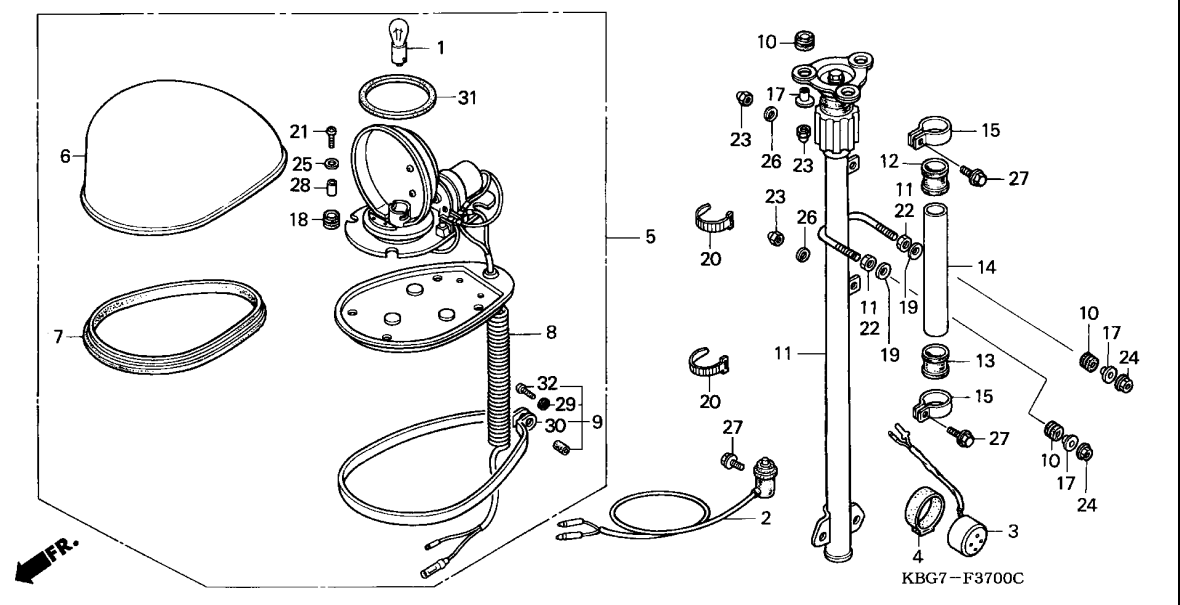
Ref. No.	Part No.	Description	Reqd. QTY						Serial No.	Parts catalogue code
			CB250P T	CB250 W	4	4	CB250P 5	6		
14	90899-MB2-000	RUBBER, NUMBER BRACKET CUSHION	4	-	-	4	-	-	-----	2CH,2HK,4CH
15	90899-283-000	PLUG, CONE .....	2	-	-	2	-	-	-----	2CH,2HK,4CH
			-	-	-	-	2	2		
16	93500-03004-0A	SCREW, PAN, 3X4 .....	2	-	-	2	-	-	-----	2CH,2HK,4CH
			-	-	-	-	2	2		
17	93500-03008-0H	SCREW, PAN, 3X8 .....	2	-	-	2	-	-	-----	2CH,2HK,4CH
			-	-	-	-	2	2		
18	93500-05010-0A	SCREW, PAN, 5X10 .....	2	-	-	2	-	-	-----	2CH,2HK,4CH
			-	-	-	-	2	2		
19	93700-03012-0B	SCREW, OVAL, 3X12 .....	2	-	-	2	-	-	-----	2CH,2HK,4CH
			-	-	-	-	2	2		
20	94111-05000	WASHER, SPRING, 5MM .....	2	-	-	2	-	-	-----	2CH,2HK,4CH
			-	-	-	-	2	2		



Ref. No.	L.O.N.	(Relative ref. Number) Description	F.R.T.
1	6161K9	BULB, ROTARY BEAM .....	0.1
2	6161L0	SWITCH ASSY., ROTARY BEAM ....	0.4
3	616148	TURN SIGNAL BUZZER .....	0.3
5	6161K7	BEAM ASSY., ROTARY .....	0.3
6		(7)	
	6161K8	LENS, ROTARY BEAM .....	0.1
11	6161L2	STAY ASSY., ROTARY BEAM .....	0.4

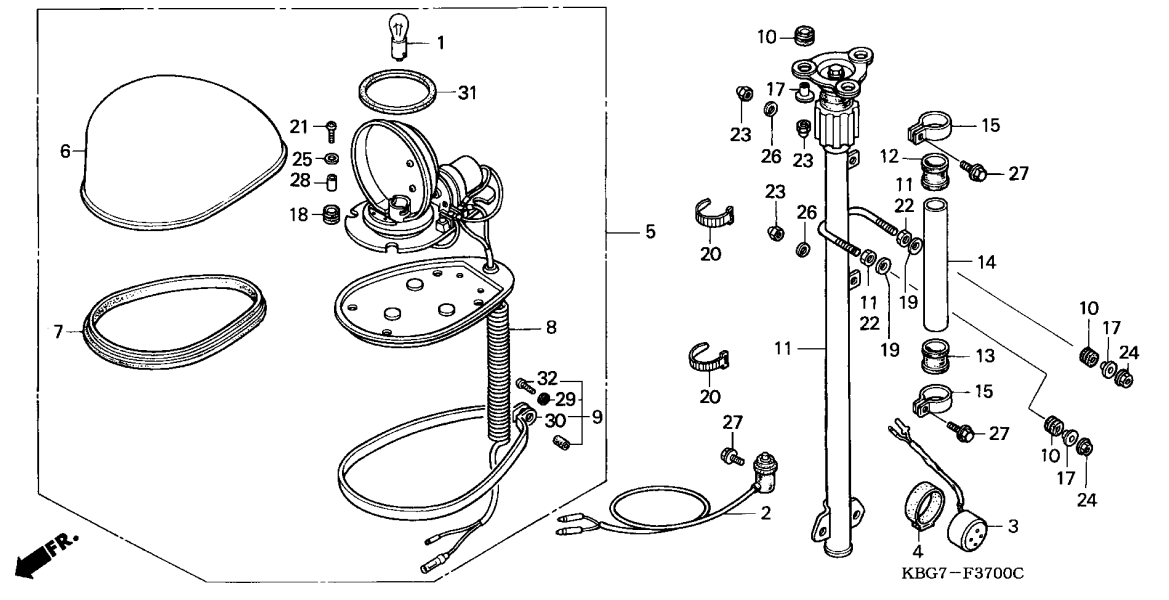
Ref. No.	Part No.	Description	Reqd. QTY						Serial No.	Parts catalogue code
			CB250P T	CB250 W	4	4	CB250P 5	6		
1	34905-271-611	BULB, WINKER (12V 18W) .....	1	-	-	-	-	-	CH,2CH,3CH,4CH	
2	35360-KBG-B01	SWITCH ASSY., ROTARY BEAM ...	1	-	-	-	-	-	CH,2CH,3CH,4CH	
3	38401-KBG-B01	BUZZER COMP., ELECTRON .....	1	-	-	-	-	-	CH,2CH,3CH,4CH	
4	38402-GC1-000	SUSPENSION, AUDIBLE PILOT ...	1	-	-	-	-	-	CH,2CH,3CH,4CH	
5	38610-KBG-B00	BEAM ASSY., ROTARY .....	1	-	-	-	-	-	CH,2CH	
	38610-KBG-B40	.....	1	-	-	-	-	-	3CH,4CH	
	38610-KBG-B41	LIGHT ASSY., ROTARY PATROL ..	-	-	-	1	-	-		
6	38613-404-861	LENS, ROTARY BEAM (BLUE) ....	1	-	-	-	-	-	3CH,4CH	
	38613-405-831	LENS, ROTARY BEAM (RED) .....	1	-	-	-	-	-	CH,2CH	
7	38616-405-831	PACKING, ROTARY BEAM .....	1	-	-	-	-	-	CH,2CH,3CH,4CH	
8	38617-MJ1-830	CORD ASSY., ROTARY BEAM .....	1	-	-	-	-	-	CH,2CH,3CH,4CH	
	38617-KBG-B01	.....	-	-	-	1	-	-		
9	38623-405-831	RING ASSY., RETAINING .....	1	-	-	-	-	-	CH,2CH,3CH,4CH	
10	80101-283-000	RUBBER, RR. FENDER CUSHION ..	5	-	-	-	-	-	CH,2CH,3CH,4CH	
			-	-	-	5	-	-		
11	84200-KBG-B01	STAY ASSY., ROTARY BEAM .....	1	-	-	-	-	-	CH,2CH,3CH,4CH	
12	84208-405-830	CAP A, WIRE GUIDE .....	1	-	-	-	-	-	CH,2CH,3CH,4CH	
13	84209-405-830	CAP B, WIRE GUIDE .....	1	-	-	-	-	-	CH,2CH,3CH,4CH	





Ref. No.	Part No.	Description	Reqd. QTY						Serial No.	Parts catalogue code
			CB250P T	CB250 W	4	4	CB250P 5	6		
14	84221-405-830	PIPE, WIRE GUIDE .....	1	-	-	-	-	-	CH,2CH,3CH,4CH	
15	84222-405-830	STAY, WIRE GUIDE .....	2	-	-	-	-	-	CH,2CH,3CH,4CH	
17	84706-163-670	COLLAR, TAILLIGHT MOUNTING ..	5	-	-	-	-	-	CH,2CH,3CH,4CH	
18	84905-118-000	RUBBER, NUMBER PLATE BRACKET CUSHION	4	-	-	-	-	-	CH,2CH,3CH,4CH	
19	90525-030-000	WASHER B, HANDLE HOLDER SETTING	2	-	-	-	-	-	CH,2CH,3CH,4CH	
20	90652-KT1-771	BAND, WIRE (BLACK) .....	2	-	-	-	-	-	CH,2CH,3CH,4CH	
21	93500-05018-1H	SCREW, PAN, 5X18 .....	4	-	-	-	-	-	CH,2CH,3CH,4CH	
22	94001-06000-0S	NUT, HEX., 6MM .....	2	-	-	-	-	-	CH,2CH,3CH,4CH	
23	94021-06020-0S	NUT, CAP, 6MM .....	5	-	-	-	-	-	CH,2CH,3CH,4CH	
24	94050-06000	NUT, FLANGE, 6MM .....	2	-	-	-	-	-	CH,2CH,3CH,4CH	
25	94101-05000	WASHER, PLAIN, 5MM .....	4	-	-	-	-	-	CH,2CH,3CH,4CH	
26	94111-06000	WASHER, SPRING, 6MM .....	2	-	-	-	-	-	CH,2CH,3CH,4CH	

3



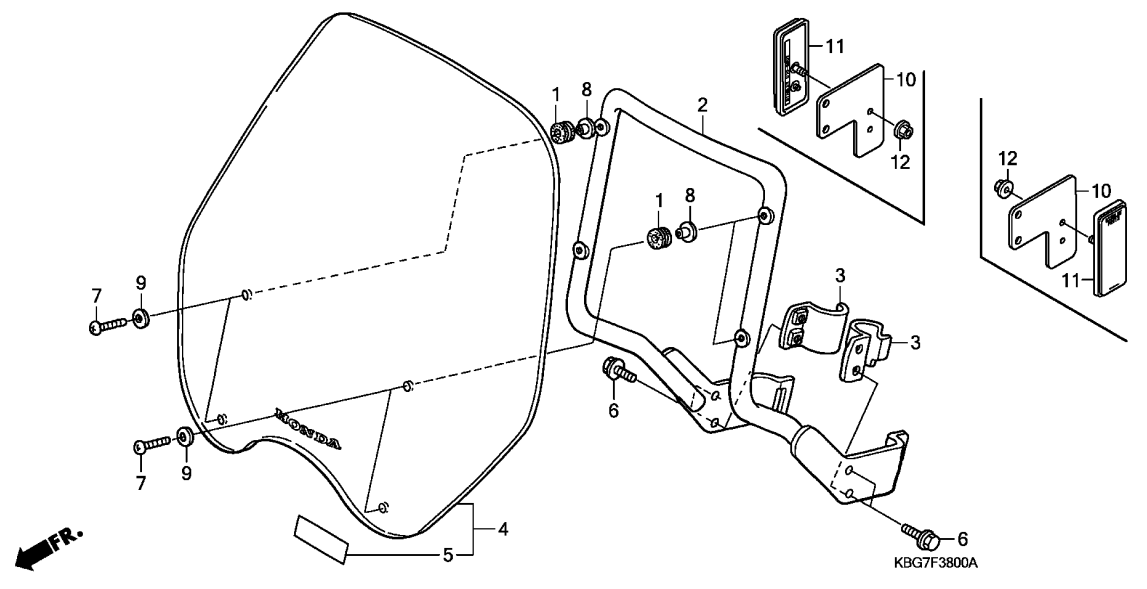
Ref. No.	Part No.	Description	Reqd. QTY						Serial No.	Parts catalogue code
			CB250P T	CB250 W	4	4	5	6		
27	95701-06012-02	BOLT, FLANGE, 6X12	4	-	-	-	-	-	CH,2CH,3CH,4CH	
28	84706-378-000	COLLAR, TAILLIGHT UNIT	4	-	-	4	-	-	CH,2CH,3CH,4CH	
29	34408-426-841	PACKING	-	-	-	1	-	-		
30	38615-405-831	RING, RETAINING	-	-	-	1	-	-		
31	38623-KBG-B01	RUBBER, ROTARY	-	-	-	1	-	-		
32	93500-04014-3C	SCREW, PAN, 4X14	-	-	-	1	-	-		



F-38

WINDSHIELD

K 1



Ref. No.	L.O.N.	(Relative ref. Number) Description	F.R.T.
2	4111A9	STAY, WINDSCREEN .....	0.3
4	411115	WINDSCREEN SET .....	0.1

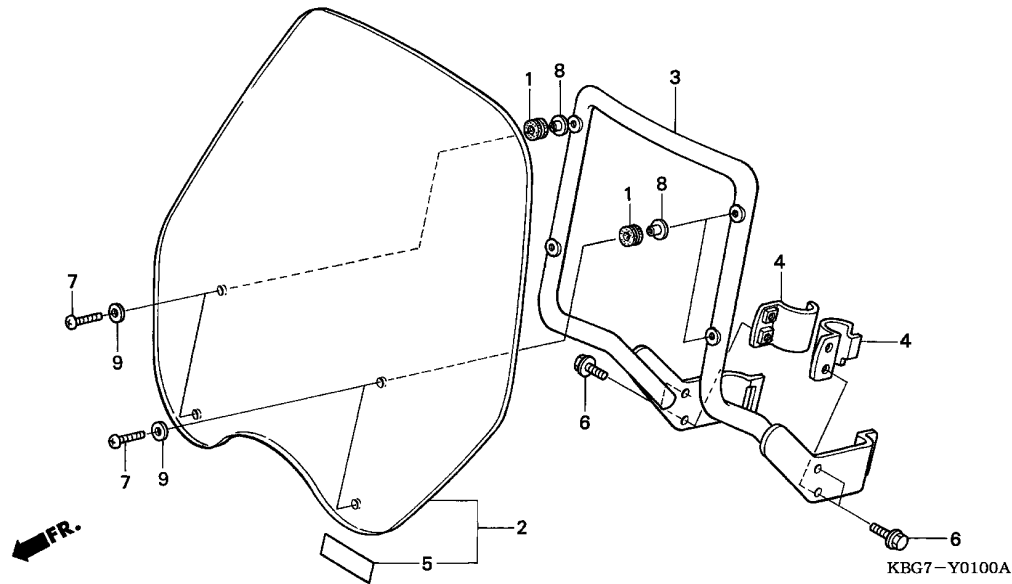
3

Ref. No.	Part No.	Description	Reqd. QTY						Serial No.	Parts catalogue code
			CB250P T	CB250 W	4	4	CB250P 5	6		
1	61103-357-000	RUBBER, FR. FENDER MOUNTING	-	-	-	-	4	4		
2	64120-KBG-B10	STAY, WINDSHIELD .....	-	-	-	-	1	1		
3	64122-KBG-B10	HOLDER .....	-	-	-	-	2	2		
4	64250-KPJ-C00ZB	WINDSHIELD SET *TYPE3*(WL) ..	-	-	-	-	1	1		
5	87522-MT2-300	LABEL, WINDSHIELD .....	-	-	-	-	1	1		
6	90106-MJ1-000	BOLT, FLANGE, 6X16 .....	-	-	-	-	4	4		
7	90109-MT3-000	SCREW, TRUSS, 5X20 .....	-	-	-	-	4	4		
8	90501-KB7-940	COLLAR, 22X6,2X13.5 .....	-	-	-	-	4	4		
9	90501-463-740	WASHER, 8.5X22 .....	-	-	-	-	4	4		
10	33741-KPJ-C10	STAY, FR. SIDE REFLECTOR .....	-	-	-	-	-	2		
11	33741-MCA-601	REFLECTOR, REFLEX .....	-	-	-	-	-	2		
12	94050-05070	NUT, FLANGE, 5MM .....	-	-	-	-	-	2		

# FOP-1

# WINDSHIELD

**K 2**



Ref. No.	L.O.N.	(Relative ref. Number) Description	F.R.T.
2	411115	WINDSCREEN SET .....	0.1
3	4111A9	STAY, WINDSCREEN .....	0.3

Ref. No.	Part No.	Description	Reqd. QTY						Serial No.	Parts catalogue code
			CB250P T	CB250 W	4	4	CB250P 5	6		
1	61103-357-000	RUBBER, FR. FENDER MOUNTING	4	-	-	-	-	-	PL,2PL	
2	64110-KBG-B10	WINDSHIELD	1	-	-	-	-	-	PL,2PL	
3	64120-KBG-B10	STAY, WINDSHIELD	1	-	-	-	-	-	PL,2PL	
4	64122-KBG-B10	HOLDER	2	-	-	-	-	-	PL,2PL	
5	87522-MT2-300	LABEL, WINDSHIELD	1	-	-	-	-	-	PL,2PL	
6	90106-MJ1-000	BOLT, FLANGE, 6X16	4	-	-	-	-	-	PL,2PL	
7	90109-MT3-000	SCREW, TRUSS, 5X20	4	-	-	-	-	-	PL,2PL	
8	90501-KB7-940	COLLAR, 22X6,2X13.5	4	-	-	-	-	-	PL,2PL	
9	90501-463-740	WASHER, 8.5X22	4	-	-	-	-	-	PL,2PL	

**3**